LE MANS CLASSIC®

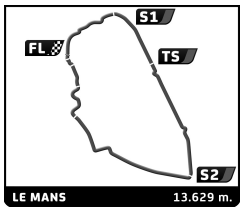

PLATEAU 2 - GRID 2
LE MANS CLASSIC 2025
FREE PRACTICE - NIGHT PRACTICE

Sector Analysis

Lap under Red Flag | ~~Invalidated Lap~~ | Personal Best | Session Best | **B** Crossing the pit lane

1 — Lotus XI 1100 1957
1.Patrick HELLO — TSRC2A

Lap	D	Time	Sector 1	Sector 2	Sector 3	T. Spd	Elapsed
1	1	8:37.946	1:23.386	3:14.224	4:00.336	119.4	12:25.175
2	1	8:22.809 B	1:19.609	3:02.732	4:00.468	141.7	20:47.984
3	1	11:15.728 B	4:08.246	3:05.826	4:01.656	136.7	32:03.712

2 — Maserati A6 GCS 1954
1.Jean-Jacques BALLY
2.Remy GOIRAN — TSRC4A

Lap	D	Time	Sector 1	Sector 2	Sector 3	T. Spd	Elapsed
1	1	7:11.091	1:14.995	2:38.140	3:17.956	141.5	8:39.578
2	1	7:03.868	1:07.591	2:41.437	3:14.840	138.1	15:43.446
3	1	6:49.661	1:07.748	2:28.250	3:13.663	161.9	22:33.107
4	1	7:06.939 B	1:05.637	2:33.067	3:28.235	127.8	29:40.046
5	1	8:25.500	2:52.653	2:26.128	3:06.719	129.3	38:05.546

4 — Cunningham C4-R 1953
1.Alain RÜEDE — TSRC49-1

Lap	D	Time	Sector 1	Sector 2	Sector 3	T. Spd	Elapsed
1	1	6:49.035	1:13.900	2:45.320	2:49.815	127.2	7:51.163
2	1	6:02.653 B	53.994	2:11.475	2:57.184	164.5	13:53.816
3	1	8:23.986 B	3:04.740	2:18.354	3:00.892	170.5	22:17.802
4	1	7:25.872	2:26.269	2:13.526	2:46.077	165.3	29:43.674
5	1	5:54.925	55.214	2:13.289	2:46.422	161.2	35:38.599

5 — Ferrari 121 LM Scaglietti Spyder 1955
1.John HOUGHTALING 3.Franco VALOBRA
2.Jerome BOCUSE — TSRC6

Lap	D	Time	Sector 1	Sector 2	Sector 3	T. Spd	Elapsed
1	1	6:57.169	1:07.263	2:36.658	3:13.248	141.9	9:28.048
2	1	7:19.151 B	1:06.308	2:38.221	3:34.622	141.7	16:47.199
3	1	9:31.520	2:50.146	3:04.429	3:36.945	94.2	26:18.719
4	1	7:31.784	1:08.673	2:54.669	3:28.442	129.5	33:50.503
5	1	7:06.283	1:06.637	2:39.883	3:19.763	137.6	40:56.786

6 — Cooper T39 1956
1.Elliot SUCARI — TSRC3A

Lap	D	Time	Sector 1	Sector 2	Sector 3	T. Spd	Elapsed
1	1	6:56.827	1:12.810	2:33.968	3:10.049	144.7	9:12.938
2	1	6:30.742	1:06.088	2:26.447	2:58.207	163.6	15:43.680
3	1	6:10.781	57.610	2:17.869	2:55.302	180.0	21:54.461
4	1	6:15.000	55.893	2:18.231	3:00.876	172.1	28:09.461
5	1	6:34.926 B	59.310	2:22.030	3:13.586	144.0	34:44.387

7 — Jaguar XK140 Coupe 1956
1.Alain MONEGER
2.Damien CITEAU — GTS7B

Lap	D	Time	Sector 1	Sector 2	Sector 3	T. Spd	Elapsed
1	1	7:28.827	1:11.297	2:48.406	3:29.124	136.7	9:22.513
2	1	7:13.074	1:10.139	2:36.142	3:26.793	139.5	16:35.587
3	1	7:32.731 B	1:06.564	2:44.439	3:41.728	162.8	24:08.318
4	1	9:28.329	3:10.817	2:48.910	3:28.602	152.6	33:36.647
5	1	7:04.641	1:07.005	2:37.843	3:19.793	130.9	40:41.288

8 — Lotus Mark IX 1955
1.Tokuichi KANEKO
2.Ryo YOKOJIMA — TSRC2A

Lap	D	Time	Sector 1	Sector 2	Sector 3	T. Spd	Elapsed
1	1	6:54.932	1:16.745	2:34.225	3:03.962	162.3	9:46.371
2	1	6:56.004 B	1:00.385	2:30.120	3:25.499	159.7	16:42.375
3	1	8:34.833	3:20.622	2:19.558	2:54.653	177.7	25:17.208
4	1	5:52.607	58.641	2:14.909	2:39.057	169.4	31:09.815
5	1	5:48.333	54.978	2:10.589	2:42.766	175.9	36:58.148

9 — Jaguar XK120 Roadster 1951
1.Thomas WARD — GTS7A

Lap	D	Time	Sector 1	Sector 2	Sector 3	T. Spd	Elapsed
1	1	6:30.830	1:16.003	2:20.996	2:53.831	170.2	9:24.985
2	1	6:02.124	57.812	2:12.924	2:51.388	156.3	15:27.109
3	1	5:51.666	57.368	2:08.500	2:45.798	183.9	21:18.775
4	1	5:48.729	57.009	2:08.198	2:43.522	170.2	27:07.504
5	1	5:51.592	57.903	2:09.846	2:43.843	188.1	32:59.096
6	1	5:53.378	55.727	2:13.086	2:44.565	148.0	38:52.474

10 — Lotus XI 1500 1956
1.Christian ODIN — TSRC3A

Lap	D	Time	Sector 1	Sector 2	Sector 3	T. Spd	Elapsed
1	1	7:00.049	1:06.319	2:44.181	3:09.549	139.4	9:29.077
2	1	6:59.119	1:06.021	2:41.068	3:12.030	145.1	16:28.196
3	1	7:04.800 B	59.884	2:36.280	3:28.636	156.3	23:32.996
4	1	7:29.175	1:50.938	2:32.537	3:05.700	163.8	31:02.171
5	1	7:25.682 B	59.333	2:37.649	3:48.700	145.7	38:27.853

11 — Cooper T39 1955
1.Felix GODARD
2.Christian GODARD — TSRC3A

Lap	D	Time	Sector 1	Sector 2	Sector 3	T. Spd	Elapsed
1	1	6:33.181	1:08.831	2:25.180	2:59.170	164.8	9:35.945
2	1	6:10.881	58.806	2:15.583	2:56.492	157.2	15:46.826
3	1	5:59.427	58.767	2:11.109	2:49.551	162.1	21:46.253
4	1	6:08.198	56.524	2:17.017	2:54.657	160.7	27:54.451
5	1	5:56.144	56.757	2:11.270	2:48.117	175.9	33:50.595
6	1	5:58.099	54.952	2:11.252	2:51.895	167.3	39:48.694

12 — Lancia Aurelia B20 1956
1.Michel PECCENINI
2.Thierry AUDONNET — GTS6A

Lap	D	Time	Sector 1	Sector 2	Sector 3	T. Spd	Elapsed
1	1	7:44.346	1:11.991	2:58.617	3:33.738	133.4	9:07.634
2	1	7:46.893	1:14.085	3:01.748	3:31.060	127.5	16:54.527
3	1	7:45.931 B	1:09.816	2:59.306	3:36.809	132.8	24:40.458
4	1	12:15.980	4:18.670	3:34.361	4:22.949	99.1	36:56.438

14 — Allard J2 1951
1.Michel GROSFILLIER — TSRC49-1

Lap	D	Time	Sector 1	Sector 2	Sector 3	T. Spd	Elapsed
1	1	11:26.158 B	5:59.311	2:25.939	3:00.908	136.4	12:21.282
2	1	7:46.804	2:33.230	2:23.320	2:50.254	166.0	20:08.086
3	1	6:10.941	56.056	2:22.281	2:52.604	165.0	26:19.027
4	1	6:16.604	56.410	2:19.546	3:00.648	170.2	32:35.631
5	1	6:08.362	56.017	2:20.527	2:51.818	170.2	38:43.993

15 — Jaguar C-Type 1952
1.Nigel WEBB
2.Chris WARD — TSRC6A

Lap	D	Time	Sector 1	Sector 2	Sector 3	T. Spd	Elapsed
1	1	6:56.711	1:06.299	2:39.304	3:11.108	129.5	10:20.743
2	1	6:32.890	59.786	2:29.792	3:03.312	148.0	16:53.633
3	1	6:43.381 B	59.283	2:29.391	3:14.707	148.9	23:37.014
4	1	6:47.676	2:18.810	1:57.189	2:31.677	192.7	30:24.690
5	1	5:10.630	49.311	1:58.223	2:23.096	200.1	35:35.320

17 — Aston Martin DB2/4 MKI 1955
1.John MARTIN — GTP5A

RICHARD MILLE aramco AXA Passion MOTUL PAUL MARIUS Sarthe STATE OF ART THE WALL STREET JOURNAL McLaren PORSCHE ALPINE AUTO HEROES Le Point NOSTALGIE Cityz

LE MANS CLASSIC®

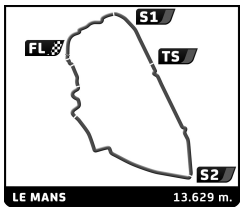

PLATEAU 2 - GRID 2
LE MANS CLASSIC 2025
FREE PRACTICE - NIGHT PRACTICE

Sector Analysis

Lap under Red Flag | ~~Invalidated Lap~~ | Personal Best | Session Best | **B** Crossing the pit lane

18 — Frazer Nash Le Mans Replica 1953
1.Josh WARD — GTS6A

Lap	D	Time	Sector 1	Sector 2	Sector 3	T. Spd	Elapsed
1	1	7:33.432	1:14.255	2:52.898	3:26.279	138.3	8:34.378
2	1	7:12.321	1:08.227	2:44.774	3:19.320	154.3	15:46.699
3	1	7:02.181	1:06.232	2:37.316	3:18.633	161.6	22:48.880
4	1	6:58.268	1:05.758	2:38.657	3:13.853	149.7	29:47.148
5	1	6:53.189	1:04.853	2:34.730	3:13.606	165.8	36:40.337

20 — Austin-Healey 100-4 1955
1.Jean-Claude HECTOR 3.José DA ROCHA
2.Jérémy DA ROCHA — GTS7B

Lap	D	Time	Sector 1	Sector 2	Sector 3	T. Spd	Elapsed
1	1	8:01.290 B	1:13.741	3:05.256	3:42.293	122.1	9:27.341

21 — Austin-Healey 100-4 1956
1.Antoine CAZALIERES — GTS7B

Lap	D	Time	Sector 1	Sector 2	Sector 3	T. Spd	Elapsed
1	1	6:36.741	1:08.334	2:29.711	2:58.696	172.3	8:56.633
2	1	6:21.705	57.233	2:25.650	2:58.822	157.4	15:18.338
3	1	6:50.616 B	59.901	2:32.949	3:17.766	158.3	22:08.954

22 — Triumph TR2 1955
1.Louis-Edouard BEHR 3.Nicolas DUBUT
2.Pascal BEHR — GTP4A

Lap	D	Time	Sector 1	Sector 2	Sector 3	T. Spd	Elapsed
1	1	7:10.930	1:11.528	2:41.297	3:18.105	151.3	9:34.135
2	1	7:14.744 B	1:06.980	2:44.279	3:23.485	126.6	16:48.879
3	1	9:29.973	3:53.454	2:33.293	3:03.226	160.4	26:18.852
4	1	6:57.348 B	1:03.267	2:35.833	3:18.248	147.8	33:16.200

23 — Jowett Jupiter 1951
1.Scott RENNER
2.Harry NAERGER — TSRC3A

Lap	D	Time	Sector 1	Sector 2	Sector 3	T. Spd	Elapsed
1	1	6:55.567	1:15.474	2:36.685	3:03.408	167.8	9:47.968
2	1	6:57.232 B	1:01.891	2:31.167	3:24.174	165.5	16:45.200
3	1	10:04.688	3:56.624	2:44.058	3:24.006	141.0	26:49.888
4	1	7:23.643	1:12.407	2:46.033	3:25.203	146.1	34:13.531
5	1	7:09.881	1:09.040	2:40.329	3:20.512	146.1	41:23.412

24 — D.B HBR 1952
1.Philippe GAYRAUD — TSRC2A

Lap	D	Time	Sector 1	Sector 2	Sector 3	T. Spd	Elapsed
1	1	7:41.137	1:15.949	2:54.357	3:30.831	144.3	10:55.267
2	1	7:19.548	1:05.864	2:49.167	3:24.517	144.1	18:14.815
3	1	7:12.543	1:05.169	2:46.659	3:20.715	142.5	25:27.358
4	1	7:15.383	1:06.073	2:45.649	3:23.661	146.5	32:42.741
5	1	7:18.732	1:06.494	2:48.595	3:23.643	136.4	40:01.473

26 — Aero Minor Sport 750 1949
1.Michal FRONEK 3.Zdenek KASPAR
2.David KARASEK — TSRC1A

Lap	D	Time	Sector 1	Sector 2	Sector 3	T. Spd	Elapsed
1	1	8:23.800	1:19.438			113.2	11:14.294
2	1	8:16.549 B	1:14.373	3:13.232	3:48.944	117.7	19:30.843
3	1	10:48.104	2:52.171	3:39.741	4:16.192	116.2	30:18.947
4	1	9:43.895	1:22.248			118.1	40:02.842

28 — Cooper T39 1956
1.Guy ZISER 3.Oli WEBB
2.Nicolas JAMES — TSRC3A

Lap	D	Time	Sector 1	Sector 2	Sector 3	T. Spd	Elapsed
1	1	7:19.764 B	1:07.713	2:40.170	3:31.881	135.2	8:13.836
2	1	11:20.750	6:17.765	2:14.361	2:48.624	178.8	19:34.586
3	1	5:51.621	57.374	2:12.967	2:41.280	183.9	25:26.207
4	1	5:42.839	54.379	2:09.240	2:39.220	186.5	31:09.046
5	1	5:46.827	53.491	2:09.372	2:43.964	177.7	36:55.873

29 — Jaguar C-Type 1952
1.Jan CIZEK
2.Miroslav KREJSA — TSRC6A

Lap	D	Time	Sector 1	Sector 2	Sector 3	T. Spd	Elapsed
1	1	7:00.431	1:10.762	2:37.549	3:12.120	159.0	10:18.990
2	1	6:36.922	1:04.135	2:31.822	3:00.965	135.1	16:55.912
3	1	6:49.392 B	1:02.193	2:27.466	3:19.733	160.2	23:45.304
4	1	8:50.166	2:58.462	2:39.553	3:12.151	153.5	32:35.470
5	1	6:39.371	1:05.037	2:30.345	3:03.989	151.3	39:14.841

30 — Porsche 356 (Pre-A) (1100) coupé 1950
1.Jean-François PENILLARD — GT3A

Lap	D	Time	Sector 1	Sector 2	Sector 3	T. Spd	Elapsed
1	1	7:54.613	1:16.448	3:01.603	3:36.562	144.1	9:19.754
2	1	7:36.512	1:12.082	2:54.576	3:29.854	146.1	16:56.266
3	1	7:32.129	1:09.921	2:53.038	3:29.170	156.8	24:28.395
4	1	7:48.266 B	1:10.644	2:54.780	3:42.842	147.4	32:16.661

31 — Morgan Plus 4 Serie I 1953
1.Leigh SEBBA
2.Peter COLE — GTP4A

Lap	D	Time	Sector 1	Sector 2	Sector 3	T. Spd	Elapsed
1	1	8:14.735	1:21.054	3:12.108	3:41.573	111.5	11:00.139
2	1	8:04.351 B	1:12.760	2:53.548	3:58.043	124.0	19:04.490

32 — Cooper T38 1955
1.Frederic WAKEMAN — TSRC6A

Lap	D	Time	Sector 1	Sector 2	Sector 3	T. Spd	Elapsed
1	1	6:18.681	1:04.712	2:24.538	2:49.431	141.9	8:52.967
2	1	5:20.723	52.550	2:01.708	2:26.465	186.5	14:13.690
3	1	5:16.009	53.468	1:55.713	2:26.828	211.3	19:29.699
4	1	5:00.082	49.000	1:50.802	2:20.280	247.2	24:29.781
5	1	6:16.744 B	55.505	2:21.952	2:59.287	144.7	30:46.525

33 — Jaguar XK120 Roadster 1951
1.Augustin SABATIE-GARAT
2.Martin SABATIE-GARAT — GTS7A2

Lap	D	Time	Sector 1	Sector 2	Sector 3	T. Spd	Elapsed
1	1	6:42.100	1:09.188	2:33.546	2:59.366	164.5	8:21.859
2	1	6:36.782 B	58.485	2:22.889	3:15.408	185.8	14:58.641
3	1	9:05.282	2:42.582	2:57.314	3:25.386	114.5	24:03.923
4	1	7:05.682	1:06.639	2:41.396	3:17.647	138.3	31:09.605
5	1	6:50.957	1:05.758	2:34.963	3:10.236	141.3	38:00.562

34 — Skoda Sport 1949
1.Stanislav KAFKA
2.Michal VELEBNY — TSRC3A

Lap	D	Time	Sector 1	Sector 2	Sector 3	T. Spd	Elapsed
1	1	7:30.590	1:12.354	2:48.759	3:29.477	142.3	8:07.999
2	1	7:49.385 B	1:08.985	2:49.384	3:51.016	138.8	15:57.384
3	1	9:36.030	3:15.597	2:54.434	3:25.999	135.4	25:33.414
4	1	7:25.854	1:09.636	2:52.462	3:23.756	136.1	32:59.268
5	1	7:16.433	1:09.178	2:45.914	3:21.341	137.3	40:15.701

RICHARD MILLE aramco AXA Passion MOTUL PAUL MARIUS Sarthe STATE OF ART THE WALL STREET JOURNAL McLaren PORSCHE ALPINE AUTO HEROES Le Point NOSTALGIE Cityz

LE MANS CLASSIC®

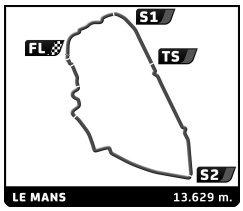

PLATEAU 2 - GRID 2
LE MANS CLASSIC 2025
FREE PRACTICE - NIGHT PRACTICE

Sector Analysis

Lap under Red Flag | ~~Invalidated Lap~~ | Personal Best | Session Best | **B** Crossing the pit lane

35 — Allard J2 1950
1.Didier MARTY — TSRC49-1

Lap	D	Time	Sector 1	Sector 2	Sector 3	T. Spd	Elapsed
1	1	7:03.955	1:07.041	2:46.586	3:10.328	124.3	8:19.396
2	1	6:48.113	1:03.972	2:32.729	3:11.412	162.3	15:07.509
3	1	6:46.698	1:03.282	2:37.402	3:06.014	164.1	21:54.207
4	1	6:47.381 B	1:03.153	2:28.818	3:15.410	158.3	28:41.588
5	1	11:41.573	4:50.965	3:13.337	3:37.271	117.7	40:23.161

36 — Jowett Jupiter Roadster 1951
1.Julian CROSSLEY
2.Edward CROSSLEY — TSRC3A

Lap	D	Time	Sector 1	Sector 2	Sector 3	T. Spd	Elapsed
1	1	6:07.793	1:01.261	2:20.995	2:45.537	174.5	8:40.793
2	1	6:19.206 B	57.692	2:22.428	2:59.086	179.7	14:59.999
3	1	8:31.353	2:43.131	2:38.221	3:10.001	151.8	23:31.352
4	1	6:54.808	1:04.906	2:36.324	3:13.578	147.8	30:26.160
5	1	6:40.823	1:04.005	2:33.369	3:03.449	149.3	37:06.983

37 — Aston Martin DB2/4 MKI 1954
1.Guy VERHOFSTADT
2.Louis VERHOFSTADT — GT7A

Lap	D	Time	Sector 1	Sector 2	Sector 3	T. Spd	Elapsed
1	1	6:58.377	1:12.578			156.1	8:02.846
2	1	6:52.831 B	1:06.247			158.1	14:55.677
3	1	11:49.456	4:55.104	3:06.388	3:47.964	101.1	26:45.133
4	1	8:19.024	1:24.085			112.8	35:04.157

38 — Frazer Nash Le Mans Coupe 1953
1.Pierre MACCHI — GT6A

Lap	D	Time	Sector 1	Sector 2	Sector 3	T. Spd	Elapsed
1	1	8:55.510	1:34.184	3:41.505	3:39.821	102.1	12:35.629
2	1	7:04.594 B	1:06.275	2:37.318	3:21.001	151.5	19:40.223
3	1	10:56.790	5:18.052	2:36.414	3:02.324	155.4	30:37.013
4	1	6:31.313	1:02.434	2:29.142	2:59.737	167.6	37:08.326

39 — Lotus XI 1500 1956
1.Charles BOURDIN — TSRC3B

Lap	D	Time	Sector 1	Sector 2	Sector 3	T. Spd	Elapsed
1	1	5:51.754	59.865	2:14.910	2:36.979	180.0	6:46.876
2	1	5:33.870	51.771	2:04.990	2:37.109	210.9	12:20.746
3	1	5:30.983	51.716	2:05.697	2:33.570	212.2	17:51.729
4	1	5:28.594	51.548	2:03.781	2:33.265	220.3	23:20.323
5	1	5:22.191	50.754	2:02.028	2:29.409	222.1	28:42.514
6	1	5:29.045	50.675	2:02.847	2:35.523	220.7	34:11.559
7	1	5:33.303	51.897	2:04.590	2:36.816	214.2	39:44.862

41 — Cadillac Série 61 Le Monstre 1950
1.Derek DRINKWATER — TSRC49-1

Lap	D	Time	Sector 1	Sector 2	Sector 3	T. Spd	Elapsed
1	1	6:39.618	1:08.929	2:31.975	2:58.714	158.8	8:58.026
2	1	6:18.727	57.313	2:26.949	2:54.465	158.3	15:16.753
3	1	6:58.838 B	1:00.524	2:32.438	3:25.876	161.6	22:15.591

44 — Austin-Healey 100 S 1954
1.Sébastien BERCHON — GTP5A

Lap	D	Time	Sector 1	Sector 2	Sector 3	T. Spd	Elapsed
1	1	5:46.106	56.077	2:10.125	2:39.904	192.4	6:17.330
2	1	5:35.829	52.825	2:07.424	2:35.580	213.0	11:53.159
3	1	5:59.896 B	55.208	2:09.165	2:55.523	202.7	17:53.055

45 — Austin-Healey 100-4 1955
1.Philippe PETIT — GTS7B

Lap	D	Time	Sector 1	Sector 2	Sector 3	T. Spd	Elapsed
1	1	6:53.095	1:11.004	2:37.430	3:04.661	127.8	7:28.203
2	1	6:39.495	1:05.634	2:24.330	3:09.531	187.7	14:07.698
3	1	6:34.005	1:05.646	2:26.897	3:01.462	189.7	20:41.703
4	1	6:30.599	1:03.521	2:26.364	3:00.714	186.8	27:12.302
5	1	6:32.978	1:01.520	2:31.697	2:59.761	144.0	33:45.280
6	1	7:35.770 B	1:02.307	2:22.245	4:11.218	189.0	41:21.050

46 — Austin-Healey 100-4 1956
1.François de CHANTERAC — GTS7B

Lap	D	Time	Sector 1	Sector 2	Sector 3	T. Spd	Elapsed
1	1	6:39.431	1:07.800	2:29.277	3:02.354	146.5	7:19.495
2	1	6:26.629	59.775	2:26.885	2:59.969	168.4	13:46.124
3	1	6:26.254	1:03.957	2:23.295	2:59.002	174.0	20:12.378
4	1	6:22.441	1:00.312	2:23.159	2:58.970	185.2	26:34.819
5	1	6:16.980	59.364	2:22.826	2:54.790	185.5	32:51.799
6	1	6:15.366	59.604	2:20.919	2:54.843	174.8	39:07.165

47 — Lancia Aurelia B20 Competizione 1952
1.Carlos de MIGUEL — GTS6B

Lap	D	Time	Sector 1	Sector 2	Sector 3	T. Spd	Elapsed
1	1	7:51.441	1:14.342	3:02.882	3:34.217	127.2	9:06.670
2	1	7:44.814	1:13.173	3:02.373	3:29.268	123.7	16:51.484
3	1	7:39.767	1:10.071	3:00.925	3:28.771	130.4	24:31.251
4	1	7:34.996	1:08.736	2:57.797	3:28.463	132.6	32:06.247
5	1	7:47.116	1:10.453	3:03.402	3:33.261	126.6	39:53.363

48 — Maserati A6 GCS 1955
1.Carlos SIELECKI
2.Mathias SIELECKI — TSRC4A

Lap	D	Time	Sector 1	Sector 2	Sector 3	T. Spd	Elapsed
1	1	7:15.185	1:11.491	2:44.716	3:18.978	116.7	8:04.206
2	1	6:43.136	1:05.473	2:29.228	3:08.435	154.5	14:47.342
3	1	7:06.318 B	1:01.716	2:32.082	3:32.520	145.3	21:53.660
4	1	9:29.428	3:47.387	2:31.948	3:10.093	149.7	31:23.088
5	1	6:53.966	1:04.588	2:39.331	3:10.047	137.8	38:17.054

50 — Ferrari 121 LM Scaglietti Spyder 1955
1.Elad SHRAGA
2.Guy EMODI — TSRC6A

Lap	D	Time	Sector 1	Sector 2	Sector 3	T. Spd	Elapsed
1	1	6:03.363	1:02.666	2:16.721	2:43.976	174.0	7:19.488
2	1	5:56.548	56.233	2:09.852	2:50.463	171.3	13:16.036
3	1	6:21.460 B	55.403	2:10.963	3:15.094	163.6	19:37.496
4	1	10:12.376	4:11.821	2:40.314	3:20.241	139.7	29:49.872
5	1	7:00.602	1:06.876	2:36.110	3:17.616	144.9	36:50.474

51 — Jaguar XK120 Roadster 1950
1.François POURCHER
2.Andrew LAUREN — GT7A

Lap	D	Time	Sector 1	Sector 2	Sector 3	T. Spd	Elapsed
1	1	7:40.086	1:14.359	3:00.000	3:25.727	135.6	10:36.458
2	1	7:26.329	1:07.316	2:54.506	3:24.507	128.8	18:02.787
3	1	7:34.249 B	1:08.896	2:53.241	3:32.112	138.8	25:37.036
4	1	9:13.274	2:21.474	3:07.385	3:44.415	131.5	34:50.310
5	1	9:46.630 B	1:32.057	3:32.669	4:41.904	105.4	44:36.940

52 — Ferrari 750 Monza 1955
1.John HOUGHTALING
2.Josef STENGEL
3.Franco VALOBRA — TSRC5B

RICHARD MILLE aramco AXA Passion MOTUL PAUL MARIUS Sarthe STATE OF ART THE WALL STREET JOURNAL McLaren PORSCHE ALPINE AUTO HEROES Le Point NOSTALGIE Cityz

LE MANS CLASSIC®

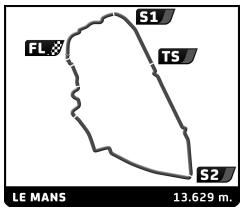

PLATEAU 2 - GRID 2
LE MANS CLASSIC 2025
FREE PRACTICE - NIGHT PRACTICE

Sector Analysis

Lap under Red Flag | ~~Invalidated Lap~~ | Personal Best | Session Best | **B** Crossing the pit lane

Lap	D	Time	Sector 1	Sector 2	Sector 3	T. Spd	Elapsed
1	1	6:46.526	1:06.318	2:34.023	3:06.185	144.5	9:12.088
2	1	6:48.119 B	1:06.226	2:25.662	3:16.231	163.1	16:00.207
3	1	8:00.145	2:39.264	2:21.813	2:59.068	156.1	24:00.352
4	1	6:23.703	1:00.874	2:22.184	3:00.645	149.3	30:24.055
5	1	6:31.286	1:02.312	2:23.757	3:05.217	144.5	36:55.341

53 Jaguar C-Type 1952 — TSRC6A
1.Nicolas BERT

Lap	D	Time	Sector 1	Sector 2	Sector 3	T. Spd	Elapsed
1	1	6:05.101	1:06.849	2:18.152	2:40.100	150.9	8:36.677
2	1	5:40.986	55.270	2:08.293	2:37.423	170.7	14:17.663
3	1	5:38.560	53.075	2:07.673	2:37.812	190.0	19:56.223
4	1	5:42.462	54.172	2:08.780	2:39.510	174.0	25:38.685
5	1	7:34.815 B	56.052	2:45.386	3:53.377	146.9	33:13.500

54 Jaguar XK120 Roadster 1954 — GT7A
1.François CHAFFARD-LUÇ 3.Sebastien BENOIT LATOUR
2.Emmanuel DE NOAILLES

Lap	D	Time	Sector 1	Sector 2	Sector 3	T. Spd	Elapsed
1	1	7:39.535	1:12.886	2:57.353	3:29.296	129.3	11:21.087
2	1	7:31.965 B	1:09.480	2:45.769	3:36.716	115.7	18:53.052
3	1	8:01.588	2:19.947	2:30.293	3:11.348	176.5	26:54.640
4	1	6:36.641	1:04.407	2:27.032	3:05.202	177.9	33:31.281
5	1	6:29.587	1:01.078	2:25.666	3:02.843	151.8	40:00.868

55 AC Ace Bristol Le Mans 1957 — GTS6B
1.Dominique POELS
2.Stéphane PRAT

Lap	D	Time	Sector 1	Sector 2	Sector 3	T. Spd	Elapsed
1	1	7:10.732	1:10.555	2:39.506	3:20.671	165.8	8:31.473
2	1	7:10.115	1:07.378	2:39.180	3:23.557	172.6	15:41.588
3	1	7:19.129 B	1:08.297	2:35.736	3:35.096	148.7	23:00.717
4	1	10:09.535	3:12.046	3:02.657	3:54.832	113.6	33:10.252
5	1	8:14.193	1:19.018	2:58.988	3:56.187	149.5	41:24.445

56 Renault 4CV 1063 1952 — TC1A
1.Jean-Pierre PREVOT
2.Christian CHAMBORD

Lap	D	Time	Sector 1	Sector 2	Sector 3	T. Spd	Elapsed
1	1	8:09.928	1:20.689	3:08.357	3:40.882	131.2	10:56.926
2	1	7:56.491	1:14.704	3:02.071	3:39.716	128.1	18:53.417
3	1	7:50.187	1:13.105	2:59.367	3:37.715	144.0	26:43.604
4	1	8:09.370 B	1:15.950	3:02.095	3:51.325	136.9	34:52.974

59 Aero Minor Sport 750 1948 — TSRC1A
1.Jaroslav VETVICKA
2.Josef SMID

Lap	D	Time	Sector 1	Sector 2	Sector 3	T. Spd	Elapsed
1	1	10:27.556	1:41.553	4:06.859	4:39.144	96.6	13:41.731
2	1	10:02.495 B	1:28.656	3:53.362	4:40.477	106.3	23:44.226
3	1	11:02.707	2:50.412	3:48.727	4:23.568	110.4	34:46.933
4	1	10:00.193	1:37.106	3:53.538	4:29.549	104.0	44:47.126

60 Renault 4CV 1063 1954 — TC1A
1.Florent PREVOT 3.Gilles MOREL
2.Firmin BOUR

Lap	D	Time	Sector 1	Sector 2	Sector 3	T. Spd	Elapsed
1	1	8:11.903	1:21.563	3:09.149	3:41.191	128.1	10:55.028
2	1	7:57.370	1:12.132	3:05.626	3:39.612	129.0	18:52.398
3	1	7:58.492	1:12.331	3:07.025	3:39.136	127.9	26:50.890
4	1	8:06.001 B	1:13.884	3:06.877	3:45.240	124.4	34:56.891

62 D.B Renault 1066 1954 — TSRC2A
1.Firmin BOUR 3.Pierre-Henri MOREL
2.Jean-Pierre PREVOT

Lap	D	Time	Sector 1	Sector 2	Sector 3	T. Spd	Elapsed
1	1	7:29.189	1:12.114	2:50.529	3:26.546	147.4	10:02.143
2	1	7:26.904 B	1:09.861	2:48.773	3:28.270	153.7	17:29.047
3	1	11:09.949 B	4:24.633	2:55.039	3:50.277	139.0	28:38.996

63 Aston Martin DB3S 1955 — TSRC5B
1.Mathias SIELECKI
2.Carlos SIELECKI

Lap	D	Time	Sector 1	Sector 2	Sector 3	T. Spd	Elapsed
1	1	5:48.351	1:00.319	2:11.548	2:36.484	183.6	7:07.635
2	1	5:23.147	50.895	2:01.768	2:30.484	212.2	12:30.782
3	1	5:36.562	50.583	2:04.374	2:41.605	172.1	18:07.344
4	1	5:47.854	55.835	2:08.851	2:43.168	162.1	23:55.198
5	1	6:01.947 B	51.645	2:06.981	3:03.321	177.9	29:57.145

64 Jaguar XK140 Coupe 1956 — GTS7B
1.Gilles DEFOLY
2.Eric BATTISTON

Lap	D	Time	Sector 1	Sector 2	Sector 3	T. Spd	Elapsed
1	1	7:03.682	1:12.128	2:42.125	3:09.429	141.3	8:15.190

65 Porsche 356 (pré-A) 1500 S Coupé 1954 — GTS5A
1.Gilles COURAUDON

Lap	D	Time	Sector 1	Sector 2	Sector 3	T. Spd	Elapsed
1	1	7:23.240 B	1:13.386	2:49.980	3:19.874	138.7	8:29.256
2	1	7:31.232	2:13.353	2:21.006	2:56.873	178.5	16:00.488
3	1	6:02.207	57.334	2:18.184	2:46.689	171.3	22:02.695
4	1	6:20.228 B	56.361	2:18.578	3:05.289	174.3	28:22.923

66 Lotus XI 1100 1956 — TSRC2A
1.Arnaud GRAIGNIC
2.Karine BLANCHARD

Lap	D	Time	Sector 1	Sector 2	Sector 3	T. Spd	Elapsed
1	1	8:06.297	1:18.098	2:59.659	3:48.540	145.5	11:46.799
2	1	7:53.009	1:13.292	3:04.818	3:34.899	142.6	19:39.808
3	1	8:08.071 B	1:13.036	3:07.564	3:47.471	125.2	27:47.879
4	1	11:19.948	2:54.425	3:53.359	4:32.164	100.8	39:07.827

67 Maserati A6 GCS 1954 — TSRC4A
1.Adrian SUCARI

Lap	D	Time	Sector 1	Sector 2	Sector 3	T. Spd	Elapsed
1	1	7:02.646	1:12.416	2:40.937	3:09.293	145.7	8:39.421
2	1	6:00.576	58.604	2:15.698	2:46.274	177.1	14:39.997
3	1	5:56.961	55.299	2:15.834	2:45.828	166.3	20:36.958
4	1	6:03.805	56.266	2:14.519	2:53.020	190.7	26:40.763
5	1	5:57.186	55.644	2:18.802	2:42.740	194.8	32:37.949
6	1	6:24.710	1:05.989	2:27.967	2:50.754	155.6	39:02.659

68 Triumph TR2 1955 — GTS6B
1.Thierry NOYER
2.Sebastien DIERICK

Lap	D	Time	Sector 1	Sector 2	Sector 3	T. Spd	Elapsed
1	1	6:57.718	1:08.267	2:40.231	3:09.220	147.4	9:19.497
2	1	6:44.501	1:02.753	2:34.611	3:07.137	178.2	16:03.998
3	1	6:39.625	1:00.954	2:31.778	3:06.893	172.9	22:43.623
4	1	6:48.562 B	1:01.590	2:32.318	3:14.654	172.6	29:32.185
5	1	9:03.758	3:28.593	2:33.561	3:01.604	168.9	38:35.943

69 Aston Martin DB2 Sports Saloon Coupé 1952 — GTS7A
1.Laurent DESPLACES
2.Jean-Luc BOIS

Lap	D	Time	Sector 1	Sector 2	Sector 3	T. Spd	Elapsed
1	1	6:33.428	1:08.102	2:28.793	2:56.533	147.1	7:15.605
2	1	6:34.931 B	59.340	2:24.184	3:11.407	175.7	13:50.536
3	1	9:52.896	4:11.956	2:32.586	3:08.354	178.5	23:43.432
4	1	6:43.981	1:04.265	2:26.024	3:13.692	173.2	30:27.413

RICHARD MILLE aramco AXA Passion MOTUL PAUL MARIUS Sarthe STATE OF ART THE WALL STREET JOURNAL McLaren PORSCHE ALPINE AUTO HEROES Le Point NOSTALGIE Cityz

LE MANS CLASSIC®

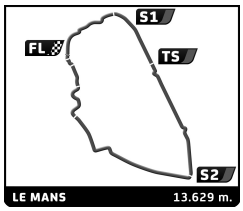

PLATEAU 2 - GRID 2
LE MANS CLASSIC 2025
FREE PRACTICE - NIGHT PRACTICE

Sector Analysis

Lap under Red Flag | ~~Invalidated Lap~~ | Personal Best | Session Best | **B** Crossing the pit lane

Lap	D	Time	Sector 1	Sector 2	Sector 3	T. Spd	Elapsed
5	1	6:39.461	1:04.562	2:26.941	3:07.958	151.5	37:06.874

70 Porsche 550A 1956
1.Oren NATAF — TSR3A

Lap	D	Time	Sector 1	Sector 2	Sector 3	T. Spd	Elapsed
1	1	7:12.945	1:10.851	2:44.341	3:17.753	158.1	11:00.689
2	1	7:01.662	1:09.078	2:38.435	3:14.149	148.2	18:02.351
3	1	6:54.455	1:07.998	2:34.763	3:11.694	160.9	24:56.806
4	1	6:48.856	1:05.960	2:33.261	3:09.635	168.1	31:45.662
5	1	6:44.917	1:03.926	2:31.960	3:09.031	177.4	38:30.579

71 Cooper T38 1955
1.Manuel ELICABE
2.Claudio SCALISE — TSRC6A

Lap	D	Time	Sector 1	Sector 2	Sector 3	T. Spd	Elapsed
1	1	6:00.297	1:01.576	2:14.292	2:44.429	180.6	7:50.021
2	1	5:32.133	54.289	2:00.069	2:37.775	210.1	13:22.154
3	1	5:45.474 B	52.815	1:59.884	2:52.775	227.6	19:07.628
4	1	7:49.198	2:47.817	2:13.890	2:47.491	193.0	26:56.826
5	1	6:03.875	1:02.782	2:09.634	2:51.459	194.8	33:00.701
6	1	5:52.592	56.343	2:12.484	2:43.765	166.0	38:53.293

72 Porsche 550 Spyder 1956
1.0 RICCI
2.Frederic STOESSER — TSRC3A

Lap	D	Time	Sector 1	Sector 2	Sector 3	T. Spd	Elapsed
1	1	8:43.238	1:25.939	3:27.863	3:49.436	107.8	11:45.653
2	1	8:27.882 B	1:12.806	3:14.627	4:00.449	114.6	20:13.535
3	1	8:59.996	2:26.043	3:02.121	3:31.832	127.9	29:13.531
4	1	7:39.755	1:08.975	3:02.790	3:27.990	127.2	36:53.286

73 Cadillac 61 Series 1950
1.Russell GEE — TC5A2

Lap	D	Time	Sector 1	Sector 2	Sector 3	T. Spd	Elapsed
1	1	8:06.825	1:19.181	3:06.086	3:41.558	121.3	9:55.866
2	1	8:06.630	1:13.610	3:13.703	3:39.317	143.2	18:02.496
3	1	8:06.873 B	1:14.421	3:01.346	3:51.106	136.4	26:09.369
4	1	8:21.153	1:44.308	2:57.507	3:39.338	144.7	34:30.522
5	1	7:41.240	1:13.185	2:54.737	3:33.318	142.3	42:11.762

74 DKW Monza 1956
1.Alain MARIE
2.Franck MARIE
3.André COUILLARD — GTS3B

Lap	D	Time	Sector 1	Sector 2	Sector 3	T. Spd	Elapsed
1	1	8:38.288	1:28.593	3:15.956	3:53.739	117.5	11:44.772
2	1	8:21.032	1:21.124	3:11.676	3:48.232	117.0	20:05.804
3	1	8:30.519 B	1:20.432	3:09.050	4:01.037	122.6	28:36.323
4	1	11:25.675	2:42.321	4:12.228	4:31.126	84.2	40:01.998

75 Triumph TR2 1954
1.Guy Fabrice MESTROT
2.José DA ROCHA — GTS6B

Lap	D	Time	Sector 1	Sector 2	Sector 3	T. Spd	Elapsed
1	1	6:52.667	1:08.906	2:36.684	3:07.077	144.7	9:22.886
2	1	6:54.546 B	1:00.801	2:29.699	3:24.046	163.8	16:17.432
3	1	10:17.879 B	4:12.558	2:38.547	3:26.774	158.8	26:35.311
4	1	10:16.030	4:21.711	2:38.958	3:15.361	153.2	36:51.341

76 Frazer Nash Le Mans Replica 1950
1.Jan DOBBER
2.Alexander VON MOZER — TSRC4A

Lap	D	Time	Sector 1	Sector 2	Sector 3	T. Spd	Elapsed
1	1	7:05.944	1:16.046			153.2	10:49.055
2	1	6:37.725 B	1:00.689	2:30.627	3:06.409	163.1	17:26.780
3	1	10:54.790 B	4:05.938	2:54.737	3:54.115	149.9	28:21.570
4	1	10:48.982	5:19.315	2:26.719	3:02.948	164.8	39:10.552

79 Austin-Healey 100-4 1954
1.Jean DE LABRIFFE
2.Geoffroy DE LACRETELLE
3.Guillaume DE BEAUFORT — GTS7A

Lap	D	Time	Sector 1	Sector 2	Sector 3	T. Spd	Elapsed
1	1	7:36.272	1:13.680	2:57.473	3:25.119	123.3	10:18.081
2	1	7:21.075	1:06.080	2:55.267	3:19.728	130.7	17:39.156
3	1	7:26.538	1:05.374	2:57.486	3:23.678	128.5	25:05.694
4	1	7:27.917	1:06.243	2:58.154	3:23.520	123.2	32:33.611
5	1	7:20.629	1:09.035	2:53.827	3:17.767	131.6	39:54.240

80 Austin-Healey 100 M 'Le Mans' 1954
1.Michel LARRIPA
2.Jean-François LABORDE — GTS7B

Lap	D	Time	Sector 1	Sector 2	Sector 3	T. Spd	Elapsed
1	1	7:22.282	1:15.822	2:46.185	3:20.275	146.1	9:33.127
2	1	7:01.370	1:07.301	2:39.327	3:14.742	141.2	16:34.497
3	1	6:57.852	1:06.578	2:35.713	3:15.561	177.7	23:32.349
4	1	7:03.222 B	1:06.846	2:33.956	3:22.420	170.7	30:35.571
5	1	7:23.137	1:33.650	2:33.977	3:15.510	154.3	37:58.708

81 Aston Martin DB3S 1953
1.Maxime CASTELEIN — TSRC5A

Lap	D	Time	Sector 1	Sector 2	Sector 3	T. Spd	Elapsed
1	1	6:01.001	1:02.502	2:14.277	2:44.222	181.2	6:55.254
2	1	5:46.812	56.434	2:09.472	2:40.906	194.8	12:42.066
3	1	5:49.537	56.716			188.7	18:31.603
4	1	5:55.960	56.831	2:14.550	2:44.579	169.1	24:27.563
5	1	6:03.554 B	57.047			185.8	30:31.117

83 Porsche 356 (Pre-A) 1500 coupé 1954
1.Jérôme ANASTASIO
2.Charles ANASTASIO — GTS5A

Lap	D	Time	Sector 1	Sector 2	Sector 3	T. Spd	Elapsed
1	1	7:21.574	1:16.147	2:45.510	3:19.917	154.8	10:05.934
2	1	7:17.603 B	1:08.929	2:42.677	3:25.997	163.3	17:23.537
3	1	10:13.897	4:24.483	2:42.856	3:06.558	160.9	27:37.434
4	1	6:53.935 B	1:02.109	2:35.255	3:16.571	167.3	34:31.369

88 Lotus XI 1500 1956
1.Serge KRIKNOFF — TSRC4B

Lap	D	Time	Sector 1	Sector 2	Sector 3	T. Spd	Elapsed
1	1	6:07.536	1:06.492	2:17.824	2:43.220	165.3	6:50.136
2	1	10:33.484 B	55.616	2:07.740	7:30.128	199.4	17:23.620

RICHARD MILLE aramco AXA Passion MOTUL PAUL MARIUS Sarthe STATE OF ART THE WALL STREET JOURNAL McLaren PORSCHE ALPINE AUTO HEROES Le Point NOSTALGIE Cityz