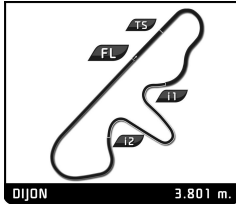


SIXTIES' ENDURANCE GRAND PRIX DE L'AGE D'OR PRIVATE PRACTICE

Sector Analysis

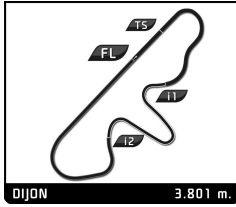
Lap under Red Flag							Invalidated Lap		Personal Best		Session Best		B Crossing the pit lane				
Lap	D	Time	Sector 1	Sector 2	Sector 3	T. Spd	Elapsed	Lap	D	Time	Sector 1	Sector 2	Sector 3	T. Spd	Elapsed		
3	Shelby Cobra Daytona Coupe 1965 1.Armand MILLE 2.Yves SCEMAMA							GT5		14	1	1:36.975	27.386	35.180	34.409	190.8	28:35.971
1	1	1:54.492	43.593	36.373	34.526	133.8	1:54.492	15	1	1:35.382	26.622	34.740	34.020	197.8	30:11.353		
2	1	1:41.186	27.130	38.243	35.813	195.7	3:35.678	16	1	1:35.448	26.302	35.232	33.914	207.7	31:46.801		
3	1	1:38.294	26.585	36.987	34.722	186.5	5:13.972	17	1	1:35.797	26.546	35.498	33.753	201.5	33:22.598		
4	1	1:35.950	26.665	34.937	34.348	197.4	6:49.922	18	1	1:35.365	26.393	35.136	33.836	202.2	34:57.963		
5	1	4:02.591 B	26.391	34.792	3:01.408	204.5	10:52.513	19	1	1:34.713	26.035	34.887	33.791	209.3	36:32.676		
6	1	1:42.651	33.179	35.033	34.439	150.4	12:35.164										
7	1	1:34.825	25.976	34.520	34.329	213.4	14:09.989										
8	1	1:35.998	26.938	34.794	34.266	187.2	15:45.987										
9	1	4:04.922 B	27.569	37.216	3:00.137	208.5	19:50.909										
10	1	2:07.907	50.776	43.060	34.071	81.0	21:58.816										
11	1	1:35.697	27.241	34.892	33.564	198.2	23:34.513										
12	1	1:34.420	26.116	34.926	33.378	199.3	25:08.933										
4	Jaguar E-Type 3.8 1963 1.Jeanne MILLE 2.Hervé ORDIONI							GT4									
1	1	2:31.040	1:01.781	47.265	41.994	91.8	2:31.040										
2	1	1:59.704	32.902	46.961	39.841	133.8	4:30.744										
3	1	1:51.653	31.235	41.119	39.299	138.8	6:22.397										
4	1	1:49.947	31.943	39.954	38.050	147.5	8:12.344										
5	1	1:50.475	30.968	40.666	38.841	153.0	10:02.819										
6	1	1:46.346	29.854	39.706	36.786	172.0	11:49.165										
7	1	1:43.707	28.461	38.655	36.591	186.2	13:32.872										
8	1	1:45.812	28.999	38.645	38.168	161.4	15:18.684										
9	1	1:46.328	29.317	39.512	37.499	173.6	17:05.012										
10	1	5:02.380 B	31.649	46.371	3:44.360	170.1	22:07.392										
11	2	1:50.895	37.215	38.159	35.521	132.5	23:58.287										
12	2	1:40.419	27.584	37.119	35.716	183.4	25:38.706										
13	2	1:41.236	28.589	37.305	35.342	208.5	27:19.942										
14	2	1:41.639	27.725	39.287	34.627	182.7	29:01.581										
15	2	1:38.154	27.058	36.274	34.822	193.9	30:39.735										
16	2	1:39.511	26.785	37.367	35.359	196.4	32:19.246										
17	2	1:38.818	28.034	36.483	34.301	171.2	33:58.064										
18	2	1:40.147	27.891	36.856	35.400	174.5	35:38.211										
19	2	1:43.688	27.430	35.874	40.384	183.4	37:21.899										
7	Shelby Cobra 289 1963 1.Eugène DELEPLANQUE							GT5									
1	1	2:33.629	1:17.487	40.564	35.578	110.5	2:33.629										
2	1	1:46.437	31.625	40.244	34.568	153.0	4:20.066										
3	1	1:38.118	27.258	36.605	34.255	206.5	5:58.184										
4	1	1:36.508	27.160	35.339	34.009	172.8	7:34.692										
5	1	1:37.624	27.595	36.059	33.970	177.6	9:12.316										
6	1	1:36.777	26.943	35.653	34.181	198.5	10:49.093										
7	1	5:03.350 B	27.267	36.085	3:59.998	177.6	15:52.443										
8	1	1:45.086	33.231	36.896	34.959	158.1	17:37.529										
9	1	2:30.372	38.497	54.014	57.861	167.4	20:07.901										
10	1	2:03.425	48.391	40.027	35.007	78.7	22:11.326										
11	1	1:35.627	26.500	35.247	33.880	204.9	23:46.953										
12	1	1:35.308	26.622	34.865	33.821	194.9	25:22.261										
13	1	1:36.735	26.467	35.248	35.020	202.6	26:58.996										
9	Shelby Cobra Daytona 1965 1.David HART 2.Olivier HART							GT5									
1	1	2:40.786	1:29.897	36.510	34.379	133.2	2:40.786										
2	1	1:35.209	26.613	35.676	32.920	180.0	4:15.995										
3	1	1:35.046	26.282	34.966	33.798	195.3	5:51.041										
4	1	1:34.750	26.105	34.925	33.720	215.6	7:25.791										
5	1	1:33.503	26.077	34.619	32.807	210.9	8:59.294										
6	1	1:34.067	25.613	34.873	33.581	208.5	10:33.361										
7	1	1:33.440	25.661	34.639	33.140	216.9	12:06.801										
8	1	1:34.008	25.879	34.940	33.189	214.3	13:40.809										
9	1	1:33.697	25.835	34.528	33.334	205.7	15:14.506										
10	1	1:33.763	26.323	34.586	32.854	205.7	16:48.269										
11	1	4:59.643 B	26.267	37.007	3:56.369	214.3	21:47.912										
12	2	1:42.304	33.675	34.743	33.886	120.5	23:30.216										
13	2	1:32.660	25.792	34.205	32.663	201.9	25:02.876										
14	2	1:32.661	25.258	34.450	32.953	218.6	26:35.537										
15	2	3:22.820 B	25.306	34.245	2:23.269	209.3	29:58.357										
16	2	1:46.557	31.107	42.465	32.985	151.3	31:44.914										
17	2	1:31.318	25.469	33.539	32.310	231.3	33:16.232										
12	Shelby Cobra 289 1963 1.Charles de VILLAUCOURT							GT5									
1	1	2:48.180	1:16.582	46.068	45.530	100.8	2:48.180										
2	1	1:54.024	36.426	40.493	37.105	138.6	4:42.204										
3	1	2:54.926 B	30.437	37.437	1:47.052	159.8	7:37.130										
4	1	1:52.162	36.770	38.722	36.670	115.9	9:29.292										
5	1	1:40.511	29.066	36.264	35.181	183.4	11:09.803										
6	1	1:39.415	28.761	35.898	34.756	164.6	12:49.218										
7	1	1:37.854	27.794	35.648	34.412	193.5	14:27.072										
8	1	1:37.193	27.330	35.324	34.539	201.5	16:04.265										
9	1	5:32.490 B	29.035	37.372	4:26.083	196.7	21:36.755										
10	1	1:51.597	38.008	38.832	34.757	129.0	23:28.352										
11	1	1:39.237	27.512	37.168	34.557	198.5	25:07.589										
12	1	3:13.478	27.335	35.530	2:10.613	180.6	28:21.067										
16	Shelby Cobra 289 1965 1.Damien KOHLER 2. MAVERICK							GT5									
1	1	1:52.376	40.211	37.061	35.104	137.1	1:52.376										
2	1	1:42.037	28.808	38.242	34.987	183.4	3:34.413										
3	1	1:39.916	26.937	37.343	35.636	191.2	5:14.329										
4	1	1:38.256	27.565	36.670	34.021	190.5	6:52.585										
5	1	1:35.809	26.581	35.438	33.790	198.2	8:28.394										
6	1	1:35.976	26.389	35.350	34.237	206.5	10:04.370										
7	1	3:22.975 B	28.649	36.617	2:17.709	181.5	13:27.345										
8	1	1:46.406	35.062	36.029	35.315	131.1	15:13.751										
9	1	1:36.655	27.496	35.362	33.797	195.3	16:50.406										



SIXTIES' ENDURANCE GRAND PRIX DE L'AGE D'OR PRIVATE PRACTICE

Sector Analysis

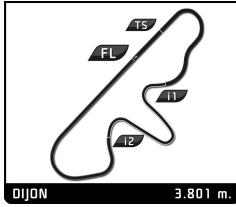
Lap under Red Flag												Invalidated Lap	Personal Best	Session Best	B Crossing the pit lane
Lap	D	Time	Sector 1	Sector 2	Sector 3	T. Spd	Elapsed	Lap	D	Time	Sector 1	Sector 2	Sector 3	T. Spd	Elapsed
17 Shelby Cobra 289 1965 1. Luc-Pierre VERQUIN GT5															
1	1	2:01.528	47.814	37.981	35.733	134.5	2:01.528								
2	1	1:42.029	28.292	38.259	35.478	189.1	3:43.557								
3	1	1:38.285	27.914	36.256	34.115	174.8	5:21.842								
4	1	1:39.566	28.124	36.612	34.830	183.7	7:01.408								
5	1	1:37.398	26.712	36.030	34.656	205.3	8:38.806								
6	1	1:37.057	27.027	35.788	34.242	185.9	10:15.863								
7	1	1:36.979	27.096	35.689	34.194	188.2	11:52.842								
8	1	1:36.337	26.529	35.885	33.923	213.9	13:29.179								
9	1	1:37.936	27.183	36.177	34.576	198.5	15:07.115								
10	1	1:38.025	27.218	36.069	34.738	209.7	16:45.140								
11	1	3:58.423 B	27.688	39.658	2:51.077	198.5	20:43.563								
12	1	1:48.777	37.471	36.856	34.450	120.4	22:32.340								
13	1	1:39.656	26.770	36.760	36.126	208.5	24:11.996								
14	1	1:37.726	27.893	35.810	34.023	190.5	25:49.722								
15	1	1:38.392	27.255	36.530	34.607	199.6	27:28.114								
16	1	1:36.721	26.736	35.712	34.273	209.3	29:04.835								
17	1	1:35.944	26.676	35.240	34.028	218.6	30:40.779								
18	1	1:36.988	26.967	35.854	34.167	193.2	32:17.767								
19	1	1:38.242	28.172	36.124	33.946	171.7	33:56.009								
20	1	1:38.326	27.656	36.377	34.293	192.2	35:34.335								
21	1	1:38.495	26.250	37.359	34.886	211.8	37:12.830								
22	1	2:36.212	32.599	57.860	1:05.753	173.4	39:49.042								
18 Jaguar E-Type 3.8 1965 1. Vincent GAYE 2. Oliver BRYANT GT4															
1	2	2:40.886	1:29.429	36.240	35.217	124.1	2:40.886								
2	2	1:40.423	27.081	39.865	33.477	177.9	4:21.309								
3	2	1:33.193	25.774	34.211	33.208	201.9	5:54.502								
4	2	1:32.171	25.627	33.584	32.960	194.2	7:26.673								
5	2	3:49.128 B	26.714	35.182	2:47.232	186.2	11:15.801								
6	1	1:47.389	36.597	36.554	34.238	117.8	13:03.190								
7	1	1:38.192	28.052	35.990	34.150	162.9	14:41.382								
8	1	1:36.245	27.128	35.395	33.722	180.0	16:17.627								
9	1	5:26.051 B	27.793	35.474	4:22.784	177.3	21:43.678								
10	1	1:46.819	34.993	37.372	34.454	123.0	23:30.497								
11	1	1:35.055	26.691	34.800	33.564	181.8	25:05.552								
12	1	1:35.153	26.016	35.460	33.677	190.8	26:40.705								
13	1	1:35.016	26.715	34.872	33.429	196.4	28:15.721								
14	1	1:35.206	26.835	34.845	33.526	180.9	29:50.927								
19 Lotus Elan 26R 1965 1. Jérôme PEUCH GT2															
1	1	3:22.645	1:54.628	47.163	40.854	106.3	3:22.645								
2	1	1:53.038	31.763	41.635	39.640	147.3	5:15.683								
3	1	1:46.983	29.933	38.536	38.514	186.5	7:02.666								
4	1	1:50.213	29.316	41.721	39.176	187.2	8:52.879								
5	1	1:47.581	29.313	39.240	39.028	188.8	10:40.460								
6	1	1:44.394	28.950	37.786	37.658	195.7	12:24.854								
7	1	1:44.632	29.275	37.687	37.670	197.8	14:09.486								
8	1	1:46.180	30.749	37.904	37.527	189.1	15:55.666								
9	1	1:44.534	28.800	37.818	37.916	183.4	17:40.200								
10	1	2:28.600	36.926	53.810	57.864	181.8	20:08.800								
11	1	2:10.126	48.448	42.479	39.199	76.2	22:18.926								
12	1	1:43.866	29.771	37.220	36.875	183.7	24:02.792								
13	1	1:44.355	28.516	37.974	37.865	198.2	25:47.147								
14	1	1:41.917	28.172	36.794	36.951	202.6	27:29.064								
15	1	1:42.002	28.327	36.880	36.795	202.6	29:11.066								
16	1	1:43.462	28.976	37.189	37.297	198.9	30:54.528								
17	1	1:45.127	28.664	37.955	38.508	196.0	32:39.655								
18	1	1:44.336	28.472	37.201	38.663	197.8	34:23.991								
19	1	1:44.231	28.791	37.513	37.927	194.9	36:08.222								
20	1	1:47.971	28.588	37.529	41.854	199.6	37:56.193								
21	1	2:16.731	41.728	45.139	49.864	117.4	40:12.924								
22 Jaguar E-Type 3.8 1963 1. Jean-Luc BLANCHEMAIN GT4															
1	1	2:24.082	1:08.977	39.744	35.361	122.4	2:24.082								
2	1	1:40.240	27.444	37.893	34.903	183.1	4:04.322								
3	1	1:37.711	26.822	36.105	34.784	185.9	5:42.033								
4	1	1:38.696	27.397	37.368	33.931	185.9	7:20.729								
5	1	1:36.173	26.610	35.791	33.772	198.9	8:56.902								
6	1	1:37.481	26.064	36.607	34.810	212.2	10:34.383								
7	1	1:34.900	26.276	35.222	33.402	197.8	12:09.283								
8	1	1:38.173	26.472	36.741	34.960	190.1	13:47.456								
9	1	1:36.676	26.809	35.880	33.987	193.9	15:24.132								
10	1	6:44.529 B	27.279	36.601	5:40.649	184.9	22:08.661								
11	1	1:45.093	35.602	35.867	33.624	134.5	23:53.754								
12	1	1:36.991	27.169	36.098	33.724	199.6	25:30.745								
13	1	1:35.762	26.442	35.500	33.820	220.4	27:06.507								
14	1	1:36.256	26.925	35.662	33.669	207.3	28:42.763								
15	1	1:38.207	27.001	36.465	34.741	204.5	30:20.970								
16	1	1:35.955	26.583	35.692	33.680	191.5	31:56.925								
17	1	1:35.452	26.584	35.423	33.445	187.5	33:32.377								
25 Jaguar E-Type 3.8 1964 1. Patrick MICHELLIER GT4															
1	1	2:30.815	1:04.881	45.306	40.628	104.9	2:30.815								



SIXTIES' ENDURANCE GRAND PRIX DE L'AGE D'OR PRIVATE PRACTICE

Sector Analysis

Lap under Red Flag											Invalidated Lap	Personal Best	Session Best	B Crossing the pit lane		
Lap	D	Time	Sector 1	Sector 2	Sector 3	T. Spd	Elapsed	Lap	D	Time	Sector 1	Sector 2	Sector 3	T. Spd	Elapsed	
30		Lotus Elan 26R 1965					GT2									
		1. Gilles COURAUDON														
		2. Serge COZZOLINO														
1	1	3:40.148	2:16.297	43.080	40.771	99.5	3:40.148	2	1	1:53.375	32.727	41.665	38.983	148.4	5:43.720	
2	1	1:52.964	32.886	41.168	38.910	154.7	5:33.112	3	1	1:49.089	31.184	39.860	38.045	147.3	7:32.809	
3	1	1:48.842	30.555	39.920	38.367	158.6	9:21.651	4	1	1:47.413	30.466	39.033	37.914	151.5	11:09.064	
4	1	1:48.079	30.807	39.691	37.581	146.3	12:57.143	5	1	1:46.504	29.870	38.750	37.884	162.4	14:43.647	
5	1	1:46.504	29.870	38.750	37.884	162.4	14:43.647	6	1	4:21.854 B	30.336	39.351	3:12.167	158.4	19:05.501	
6	1	1:47.430	30.585	39.210	37.635	152.1	23:18.205	7	1	2:25.274	50.850	48.230	46.194	90.3	21:30.775	
7	1	1:46.463	29.964	39.013	37.486	152.1	25:04.668	8	1	1:47.430	30.585	39.210	37.635	152.1	23:18.205	
8	1	1:45.512	29.280	39.011	37.221	170.3	26:50.180	9	1	1:46.463	29.964	39.013	37.486	152.1	25:04.668	
9	1	1:47.005	29.069	40.159	37.777	167.7	28:37.185	10	1	1:45.512	29.280	39.011	37.221	170.3	26:50.180	
10	1	1:45.125	29.065	38.616	37.444	186.2	30:22.310	11	1	1:47.005	29.069	40.159	37.777	167.7	28:37.185	
11	1	1:45.582	29.212	39.043	37.327	163.9	32:07.892	12	1	1:45.582	29.212	39.043	37.327	163.9	32:07.892	
12	1	1:45.213	29.364	38.705	37.144	161.4	33:53.105	13	1	1:45.213	29.364	38.705	37.144	161.4	33:53.105	
13	1	1:45.947	29.639	39.102	37.206	173.9	35:39.052	14	1	1:45.947	29.639	39.102	37.206	173.9	35:39.052	
14	1	1:46.126	29.459	38.981	37.686	160.2	37:25.178	15	1	1:46.126	29.459	38.981	37.686	160.2	37:25.178	
55		Shelby Cobra 289 1963					GT5									
		1. Christophe VAN RIET														
1	1	2:19.713	1:07.661	37.617	34.435	126.3	2:19.713	1	1	1:37.580	26.638	36.912	34.030	183.7	3:57.293	
2	1	1:37.580	26.638	36.912	34.030	183.7	3:57.293	2	1	1:35.555	26.287	35.747	33.521	199.6	5:32.848	
3	1	1:35.555	26.287	35.747	33.521	199.6	5:32.848	3	1	1:34.008	25.934	34.471	33.603	203.0	7:06.856	
4	1	1:34.008	25.934	34.471	33.603	203.0	7:06.856	4	1	4:43.550 B	26.497	35.455	3:41.598	193.5	11:50.406	
5	1	4:43.550 B	26.497	35.455	3:41.598	193.5	11:50.406	5	1	1:34.008	25.934	34.471	33.603	203.0	7:06.856	
6	1	1:34.008	25.934	34.471	33.603	203.0	7:06.856	6	1	1:34.008	25.934	34.471	33.603	203.0	7:06.856	
7	1	1:34.008	25.934	34.471	33.603	203.0	7:06.856	7	1	1:34.008	25.934	34.471	33.603	203.0	7:06.856	
8	1	1:34.008	25.934	34.471	33.603	203.0	7:06.856	8	1	1:41.676	32.844	34.770	34.062	123.3	23:30.793	
9	1	1:41.676	32.844	34.770	34.062	123.3	23:30.793	9	1	1:34.183	25.894	34.710	33.579	205.3	25:04.976	
10	1	1:34.183	25.894	34.710	33.579	205.3	25:04.976	10	1	1:34.276	26.279	34.259	33.738	201.9	26:39.252	
11	1	1:34.276	26.279	34.259	33.738	201.9	26:39.252	11	1	1:34.174	26.018	33.951	34.205	210.5	28:13.426	
12	1	1:34.174	26.018	33.951	34.205	210.5	28:13.426	12	1	1:34.520	26.270	34.367	33.883	190.5	29:47.946	
13	1	1:34.520	26.270	34.367	33.883	190.5	29:47.946	13	1	1:34.520	26.270	34.367	33.883	190.5	29:47.946	
56		Shelby Cobra Daytona Coupe 1965					GT5									
		1. Phil MULACEK														
		2. Sterling MULACEK														
1	1	3:51.387	2:31.940	40.750	38.697	124.0	3:51.387	1	1	1:47.870	30.878	40.073	36.919	163.1	5:39.257	
2	1	1:47.870	30.878	40.073	36.919	163.1	5:39.257	2	1	6:17.728 B	29.655	41.664	5:06.409	177.3	11:56.985	
3	1	6:17.728 B	29.655	41.664	5:06.409	177.3	11:56.985	3	1	1:52.410	35.838	39.541	37.031	135.5	13:49.395	
4	1	1:52.410	35.838	39.541	37.031	135.5	13:49.395	4	2	1:42.926	28.841	38.734	35.351	181.5	15:32.321	
5	2	1:42.926	28.841	38.734	35.351	181.5	15:32.321	5	2	1:42.779	28.475	39.036	35.268	169.3	17:15.100	
6	2	1:42.779	28.475	39.036	35.268	169.3	17:15.100	6	2	2:59.359 B	31.253	46.868	1:41.238	184.0	20:14.459	
7	2	2:59.359 B	31.253	46.868	1:41.238	184.0	20:14.459	7	2	2:04.303	44.399	41.585	38.319	98.7	22:18.762	
8	2	2:04.303	44.399	41.585	38.319	98.7	22:18.762	8	2	1:45.761	31.466	38.012	36.283	172.0	24:04.523	
9	2	1:45.761	31.466	38.012	36.283	172.0	24:04.523	9	2	1:45.131	29.987	38.069	37.075	171.7	25:49.654	
10	2	1:45.131	29.987	38.069	37.075	171.7	25:49.654	10	2	1:45.533	29.625	39.400	36.508	176.5	27:35.187	
11	2	1:45.533	29.625	39.400	36.508	176.5	27:35.187	11	2	1:45.815	29.337	39.151	37.327	162.4	29:21.002	
12	2	1:45.815	29.337	39.151	37.327	162.4	29:21.002	12	2	1:44.229	30.009	38.729	35.491	149.2	31:05.231	
13	2	1:44.229	30.009	38.729	35.491	149.2	31:05.231	13	2	1:44.495	28.563	39.691	36.241	173.1	32:49.726	
14	2	1:44.495	28.563	39.691	36.241	173.1	32:49.726	14	2	1:42.592	28.586	38.655	35.351	200.0	34:32.318	
15	2	1:42.592	28.586	38.655	35.351	200.0	34:32.318	15	2	1:44.135	28.192	40.188	35.755	178.5	36:16.453	
16	2	1:44.135	28.192	40.188	35.755	178.5	36:16.453	16	2	1:56.528	28.988	37.566	49.974	161.7	38:12.981	
17	2	1:56.528	28.988	37.566	49.974	161.7	38:12.981	17	2	1:56.528	28.988	37.566	49.974	161.7	38:12.981	
54		Austin-Healey 3000 Mk II 1965					GT3									
		1. Philipp ZUMSTEIN														
1	1	3:50.345	2:25.350	44.334	40.661	101.0	3:50.345									

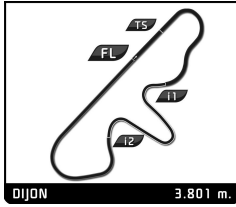


SIXTIES' ENDURANCE
GRAND PRIX DE L'AGE D'OR
PRIVATE PRACTICE

Sector Analysis

Lap under Red Flag Invalidated Lap Personal Best Session Best B Crossing the pit lane

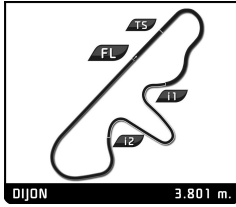
Lap	D	Time	Sector 1	Sector 2	Sector 3	T. Spd	Elapsed	Lap	D	Time	Sector 1	Sector 2	Sector 3	T. Spd	Elapsed	
61	Morgan SLR 1961 1.Simon OREBI GANN 2.Calum LOCKIE							GT3	13	1	1:40.158	28.301	37.105	34.752	207.7	28:18.938
	2	2:24.903	1:05.190	42.273	37.440	113.1	2:24.903	14	1	5:22.710 B	27.716	36.837	4:18.157	208.1	33:41.648	
	3	1:44.468	28.858	38.074	37.536	158.8	4:09.371	15	1	1:50.515	39.320	36.329	34.866	121.1	35:32.163	
	4	1:39.242	27.078	36.423	35.741	190.1	5:48.613	16	1	1:39.701	27.041	36.771	35.889	205.7	37:11.864	
	5	1:38.769	26.522	36.114	36.133	208.9	7:27.382									
	6	1:39.412	26.637	36.879	35.896	195.7	9:06.794									
	7	1:40.343	27.569	37.129	35.645	199.6	10:47.137									
	8	1:38.211	26.537	36.249	35.425	204.9	12:25.348									
	9	4:44.308 B	27.217	37.040	3:40.051	195.7	17:09.656									
	10	2:56.475	51.437	56.572	1:08.466	86.3	20:06.131									
	11	2:16.787	46.881	46.486	43.420	82.9	22:22.918									
	12	1:53.338	30.374	42.437	40.527	187.2	24:16.256									
	13	1:48.438	29.094	40.213	39.131	187.8	26:04.694									
	14	1:48.657	29.703	40.391	38.563	189.5	27:53.351									
	15	1:45.569	28.718	38.907	37.944	202.2	29:38.920									
	16	1:46.619	28.673	39.923	38.023	200.7	31:25.539									
65	Shelby Cobra 289 1965 1.Vincent KOLB							GT5								
	1	2:39.637	1:15.597	43.313	40.727	97.0	2:39.637									
	2	1:48.254	32.076	39.107	37.071	139.9	4:27.891									
	3	1:40.541	28.690	36.893	34.958	164.6	6:08.432									
	4	1:35.721	26.579	35.403	33.739	191.2	7:44.153									
	5	1:45.790	26.523	41.673	37.594	193.5	9:29.943									
	6	1:37.422	27.795	35.357	34.270	176.5	11:07.365									
	7	1:34.955	26.171	34.928	33.856	191.8	12:42.320									
	8	5:59.152 B	27.359	36.843	4:54.950	186.5	18:41.472									
	9	2:38.033	53.947	51.658	52.428	77.3	21:19.505									
	10	1:37.553	27.452	36.079	34.022	172.8	22:57.058									
	11	1:35.045	26.110	34.924	34.011	196.4	24:32.103									
	12	1:34.947	26.065	35.159	33.723	197.4	26:07.050									
	13	1:37.277	27.489	35.877	33.911	206.1	27:44.327									
	14	1:37.060	26.258	35.247	35.555	198.2	29:21.387									
	15	1:36.382	27.231	35.380	33.771	179.4	30:57.769									
	16	1:35.819	26.404	35.610	33.805	197.4	32:33.588									
	17	1:34.318	26.138	34.651	33.529	201.1	34:07.906									
67	Shelby Mustang GT350 1965 1.Thomas STUDER							GT5								
	1	3:24.474	1:52.849	45.518	46.107	103.3	3:24.474									
	2	1:56.300	35.462	42.553	38.285	132.0	5:20.774									
	3	1:42.273	29.088	37.920	35.265	179.1	7:03.047									
	4	1:41.570	29.026	37.406	35.138	180.3	8:44.617									
	5	3:02.379 B	28.737	37.468	1:56.174	175.6	11:46.996									
	6	1:50.350	38.263	36.504	35.583	112.6	13:37.346									
	7	1:40.374	27.382	37.673	35.319	189.8	15:17.720									
	8	1:40.273	28.260	36.748	35.265	193.2	16:57.993									
	9	4:32.641 B	29.556	44.867	3:18.218	182.7	21:30.634									
	10	1:51.347	39.206	36.903	35.238	112.4	23:21.981									
	11	1:38.087	27.132	36.001	34.954	196.4	25:00.068									
	12	1:38.712	27.291	36.486	34.935	190.1	26:38.780									
70	Shelby Cobra Daytona Coupe 1964 1.Pierre-Alain FRANCE 2.Armand MILLE							GT5								
	1	1:58.492	45.088	38.104	35.300	131.1	1:58.492									
	2	1:38.330	27.766	36.727	33.837	187.2	3:36.822									
	3	1:38.330	26.356	37.468	34.506	195.3	5:15.152									
	4	1:36.644	26.960	35.670	34.014	206.9	6:51.796									
	5	5:23.392 B	25.835	35.249	4:22.308	216.0	12:15.188									
	6	1:43.754	34.606	35.561	33.587	142.5	13:58.942									
	7	1:36.402	27.620	35.322	33.460	181.2	15:35.344									
	8	11:02.018 B			4:32.875	190.1	26:37.362									
	9	1:44.960	35.638	35.749	33.573	141.0	28:22.322									
	10	1:37.026	28.658	34.865	33.503	180.0	29:59.348									
	11	1:35.543	26.106	35.628	33.809	188.2	31:34.891									
	12	4:00.299 B	26.642	35.809	2:57.848	187.5	35:35.190									
	13	1:45.106	34.529	35.561	35.016	143.8	37:20.296									
76	Shelby Cobra 289 1963 1.Abraham BONTRUP							GT5								
	1	2:06.726	56.992	36.006	33.728	90.5	2:06.726									
	2	1:35.004	26.301	35.787	32.916	190.1	3:41.730									
	3	1:33.486	26.196	34.164	33.126	186.2	5:15.216									
	4	4:26.938 B	26.283	34.300	3:26.355	205.3	9:42.154									
	5	1:47.249	34.002	36.751	36.496	146.1	11:29.403									
	6	1:40.119	28.126	37.564	34.429	214.7	13:09.522									
	7	1:37.807	27.783	36.371	33.653	187.5	14:47.329									
	8	1:37.629	27.610	36.042	33.977	186.5	16:24.958									
	9	1:47.498	27.387	36.858	43.253	183.1	18:12.456									
	10	2:48.350	43.109	55.281	1:09.960	133.7	21:00.806									
	11	1:39.368	29.652	36.057	33.659	164.6	22:40.174									
	12	1:35.917	27.227	35.534	33.156	191.5	24:16.091									
	13	1:36.762	27.389	35.955	33.418	186.2	25:52.853									
	14	1:38.777	27.582	36.651	34.544	182.4	27:31.630									
	15	1:40.437	27.241	39.506	33.690	185.9	29:12.067									
	16	4:33.801 B	32.860	37.176	3:23.765	180.3	33:45.868									
	17	2:32.408	37.600	1:20.100	34.708	133.7	36:18.276									
77	Shelby Cobra 289 1965 1.Robin GREENHALGH 2.Alan GREENHALGH							GT5								
	1	3:44.510	2:27.314	40.939	36.257	140.6	3:44.510									
	2	1:41.756	29.431	37.713	34.612	172.8	5:26.266									
	3	1:39.920	26.945	37.342	35.633	210.9	7:06.186									
	4	1:38.233	26.746	37.266	34.221	212.2	8:44.419									
	5	1:36.445	26.758	35.571	34.116	208.1	10:20.864									
	6	4:36.952 B	27.019	36.025	3:33.908	187.8	14:57.816									
	7	1:47.735	36.989	36.519	34.227	122.0	16:45.551									
	8	4:49.139 B	27.819	40.009	3:41.311	191.2	21:34.690									
	9	1:50.394	37.310	39.235	33.849	112.1	23:25.084									
	10	1:37.233	26.678	36.240	34.315	200.4	25:02.317									



SIXTIES' ENDURANCE GRAND PRIX DE L'AGE D'OR PRIVATE PRACTICE

Sector Analysis

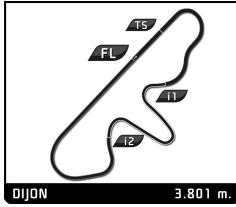
Lap under Red Flag											Invalidated Lap	Personal Best	Session Best	B Crossing the pit lane	
Lap	D	Time	Sector 1	Sector 2	Sector 3	T. Spd	Elapsed	Lap	D	Time	Sector 1	Sector 2	Sector 3	T. Spd	Elapsed
79 Lotus Elan 26R 1965 1. Mark DRAIN GT2															
11	2	1:36.700	26.867	36.156	33.677	198.5	26:39.017	1	2	15:57.502	...	38.197	37.804	103.3	15:57.502
12	2	1:40.080	28.212	37.734	34.134	191.8	28:19.097	2	2	1:48.919	28.579	39.300	41.040	189.1	17:46.421
13	2	1:36.341	27.169	35.490	33.682	193.2	29:55.438	3	2	2:45.806	42.270	57.144	1:06.392	115.6	20:32.227
14	2	1:36.740	26.802	36.180	33.758	208.9	31:32.178	4	2	1:56.002	40.295	38.011	37.696	87.7	22:28.229
15	2	1:36.235	27.039	35.804	33.392	204.5	33:08.413	5	2	1:44.354	27.571	39.438	37.345	194.2	24:12.583
16	2	1:37.113	27.068	35.551	34.494	198.2	34:45.526	6	2	1:42.818	28.216	37.481	37.121	173.6	25:55.401
17	2	1:37.113	27.068	35.551	34.494	198.2	34:45.526	7	2	5:39.505 B	27.451	37.187	4:34.867	192.2	31:34.906
18	1	2:01.184	38.253	41.010	41.921	118.6	33:36.090	8	1	2:01.184	38.253	41.010	41.921	118.6	33:36.090
19	1	1:50.712	30.198	40.018	40.496	184.0	35:26.802	9	1	1:50.712	30.198	40.018	40.496	184.0	35:26.802
20	1	1:54.562	29.299	42.386	42.877	190.8	37:21.364	10	1	1:54.562	29.299	42.386	42.877	190.8	37:21.364
83 Jaguar E-Type 3.8 1963 1. Pascal RAPALLINO GT4 2. José DA ROCHA															
1	2	3:22.476	2:04.320	40.711	37.445	128.0	3:22.476	1	2	3:22.476	2:04.320	40.711	37.445	128.0	3:22.476
2	2	1:39.102	28.094	36.258	34.750	180.0	5:01.578	2	2	1:39.102	28.094	36.258	34.750	180.0	5:01.578
3	2	1:38.306	27.579	35.786	34.941	194.6	6:39.884	3	2	1:38.306	27.579	35.786	34.941	194.6	6:39.884
4	2	1:38.002	27.022	36.134	34.846	198.2	8:17.886	4	2	1:38.002	27.022	36.134	34.846	198.2	8:17.886
5	2	5:32.270 B	27.423	37.473	4:27.374	178.8	13:50.156	5	2	5:32.270 B	27.423	37.473	4:27.374	178.8	13:50.156
6	1	1:54.183	38.411	39.003	36.769	126.2	15:44.339	6	1	1:54.183	38.411	39.003	36.769	126.2	15:44.339
7	1	1:47.124	28.554	41.919	36.651	192.9	17:31.463	7	1	1:47.124	28.554	41.919	36.651	192.9	17:31.463
8	1	4:01.871 B	41.452	54.532	2:25.887	144.8	21:33.334	8	1	4:01.871 B	41.452	54.532	2:25.887	144.8	21:33.334
9	1	1:57.435	38.069	42.617	36.749	118.4	23:30.769	9	1	1:57.435	38.069	42.617	36.749	118.4	23:30.769
10	1	1:43.113	28.674	38.190	36.249	169.5	25:13.882	10	1	1:43.113	28.674	38.190	36.249	169.5	25:13.882
11	1	1:44.339	28.830	39.734	35.775	172.8	26:58.221	11	1	1:44.339	28.830	39.734	35.775	172.8	26:58.221
12	1	1:42.789	29.111	37.819	35.859	190.1	28:41.010	12	1	1:42.789	29.111	37.819	35.859	190.1	28:41.010
13	1	1:42.102	28.074	38.156	35.752	209.7	30:23.112	13	1	1:42.102	28.074	38.156	35.752	209.7	30:23.112
14	1	1:44.473	28.914	39.805	35.754	177.6	32:07.585	14	1	1:44.473	28.914	39.805	35.754	177.6	32:07.585
15	1	1:42.270	27.801	37.979	36.490	189.5	33:49.855	15	1	1:42.270	27.801	37.979	36.490	189.5	33:49.855
16	1	1:39.749	27.613	36.899	35.237	202.6	35:29.604	16	1	1:39.749	27.613	36.899	35.237	202.6	35:29.604
17	1	1:41.401	28.129	37.297	35.975	188.5	37:11.005	17	1	1:41.401	28.129	37.297	35.975	188.5	37:11.005
91 Jaguar E-Type Lightweight 1965 1. Marcus ANDERSON GT4															
1	1	3:38.563	2:12.529	42.552	43.482	104.4	3:38.563	1	1	3:38.563	2:12.529	42.552	43.482	104.4	3:38.563
2	1	1:50.570	30.383	39.828	40.359	126.3	5:29.133	2	1	1:50.570	30.383	39.828	40.359	126.3	5:29.133
3	1	1:44.266	29.298	39.848	35.120	161.4	7:13.399	3	1	1:44.266	29.298	39.848	35.120	161.4	7:13.399
4	1	1:38.168	26.524	36.266	35.378	193.2	8:51.567	4	1	1:38.168	26.524	36.266	35.378	193.2	8:51.567
5	1	1:35.551	26.435	34.933	34.183	193.2	10:27.118	5	1	1:35.551	26.435	34.933	34.183	193.2	10:27.118
6	1	1:35.741	26.465	34.993	34.283	183.4	12:02.859	6	1	1:35.741	26.465	34.993	34.283	183.4	12:02.859
7	1	1:35.274	26.209	34.783	34.282	189.8	13:38.133	7	1	1:35.274	26.209	34.783	34.282	189.8	13:38.133
8	1	1:38.159	26.783	36.925	34.451	196.7	15:16.292	8	1	1:38.159	26.783	36.925	34.451	196.7	15:16.292
9	1	1:35.772	26.410	35.193	34.169	208.9	16:52.064	9	1	1:35.772	26.410	35.193	34.169	208.9	16:52.064
100 Jaguar E-Type 3.8 1963 1. Sébastien BERCHON GT4															
1	1	3:32.257	2:18.540	37.861	35.856	103.4	3:32.257	1	1	3:32.257	2:18.540	37.861	35.856	103.4	3:32.257
2	1	1:37.659	27.731	36.021	33.907	192.5	5:09.916	2	1	1:37.659	27.731	36.021	33.907	192.5	5:09.916
3	1	1:35.730	26.484	35.342	33.904	204.9	6:45.646	3	1	1:35.730	26.484	35.342	33.904	204.9	6:45.646
4	1	1:36.624	26.793	35.651	34.180	195.3	8:22.270	4	1	1:36.624	26.793	35.651	34.180	195.3	8:22.270
5	1	3:42.396 B	27.177	35.305	2:39.914	181.5	12:04.666	5	1	3:42.396 B	27.177	35.305	2:39.914	181.5	12:04.666
6	1	1:46.032	36.045	35.998	33.989	121.5	13:50.698	6	1	1:46.032	36.045	35.998	33.989	121.5	13:50.698
7	1	1:36.424	26.724	35.565	34.135	197.4	15:27.122	7	1	1:36.424	26.724	35.565	34.135	197.4	15:27.122
8	1	8:04.713 B	26.748	35.312	7:02.653	196.0	23:31.835	8	1	8:04.713 B	26.748	35.312	7:02.653	196.0	23:31.835
81 Shelby Cobra 289 1965 1. Patrick BONNARDEL GT5															
1	1	4:09.513 B	1:53.936	46.299	1:29.278	106.2	4:09.513	1	1	4:09.513 B	1:53.936	46.299	1:29.278	106.2	4:09.513
2	1	1:47.090	35.392	37.388	34.310	125.1	5:56.603	2	1	1:47.090	35.392	37.388	34.310	125.1	5:56.603
3	1	1:38.625	27.737	35.868	35.020	175.3	7:35.228	3	1	1:38.625	27.737	35.868	35.020	175.3	7:35.228
4	1	1:39.619	28.316	36.228	35.075	175.3	9:14.847	4	1	1:39.619	28.316	36.228	35.075	175.3	9:14.847
5	1	1:37.713	27.315	35.757	34.641	193.5	10:52.560	5	1	1:37.713	27.315	35.757	34.641	193.5	10:52.560
6	1	1:37.524	27.229	35.717	34.578	195.3	12:30.084	6	1	1:37.524	27.229	35.717	34.578	195.3	12:30.084
7	1	3:31.325 B	27.366	36.540	2:27.419	198.9	16:01.409	7	1	3:31.325 B	27.366	36.540	2:27.419	198.9	16:01.409
8	1	1:52.264	35.083	37.174	40.007	132.8	17:53.673	8	1	1:52.264	35.083	37.174	40.007	132.8	17:53.673
9	1	4:24.681 B	40.507	53.744	2:50.430	131.7	22:18.354	9	1	4:24.681 B	40.507	53.744	2:50.430	131.7	22:18.354
10	1	1:45.478	33.725	36.547	35.206	135.3	24:03.832	10	1	1:45.478	33.725	36.547	35.206	135.3	24:03.832
11	1	1:39.315	27.684	36.002	35.629	198.5	25:43.147	11	1	1:39.315	27.684	36.002	35.629	198.5	25:43.147
12	1	1:39.262	28.390	36.094	34.778	187.8	27:22.409	12	1	1:39.262	28.390	36.094	34.778	187.8	27:22.409
13	1	1:38.213	27.138	36.410	34.665	191.8	29:00.622	13	1	1:38.213	27.138	36.410	34.665	191.8	29:00.622
14	1	3:05.919 B	27.167	35.774	2:02.978	203.4	32:06.541	14	1	3:05.919 B	27.167	35.774	2:02.978	203.4	32:06.541
15	1	1:45.756	34.255	36.377	35.124	115.8	33:52.297	15	1	1:45.756	34.255	36.377	35.124	115.8	33:52.297
16	1	1:37.250	26.760	36.218	34.272	214.3	35:29.547	16	1	1:37.250	26.760	36.218	34.272	214.3	35:29.547
17	1	1:42.411	27.089	36.584	38.738	194.6	37:11.958	17	1	1:42.411	27.089	36.584	38.738	194.6	37:11.958
18	1	2:36.068	32.923	57.160	1:05.985	167.4	39:48.026	18	1	2:36.068	32.923	57.160	1:05.985	167.4	39:48.026
82 Porsche 911 2.0L 1. Timmo H. MOL GT2 2. Patrick KOLB															



SIXTIES' ENDURANCE GRAND PRIX DE L'AGE D'OR PRIVATE PRACTICE

Sector Analysis

Lap under Red Flag											Invalidated Lap	Personal Best	Session Best	B Crossing the pit lane	
Lap	D	Time	Sector 1	Sector 2	Sector 3	T. Spd	Elapsed	Lap	D	Time	Sector 1	Sector 2	Sector 3	T. Spd	Elapsed
104 Austin-Healey 3000 Mk II 1962															
1. François de CHANTERAC GT3															
2. Jérémy DA ROCHA															
9	1	1:46.570	36.394	35.937	34.239	119.9	25:18.405	1	1	4:12.801	2:44.929	44.958	42.914	106.4	4:12.801
10	1	1:36.917	26.993	35.967	33.957	192.5	26:55.322	2	1	1:56.671	34.080	41.978	40.613	148.6	6:09.472
11	1	3:31.113B	26.998	35.703	2:28.412	188.8	30:26.435	3	1	1:48.531	30.875	39.285	38.371	164.6	7:58.003
12	1	1:45.722	35.639	35.957	34.126	124.6	32:12.157	4	1	1:46.813	30.179	38.635	37.999	176.2	9:44.816
13	1	1:36.812	26.716	35.400	34.696	200.7	33:48.969	5	1	1:46.222	30.499	38.379	37.344	166.2	11:31.038
14	1	4:04.719B	26.606	35.229	3:02.884	200.0	37:53.688	6	1	1:45.669	29.233	39.411	37.025	186.5	13:16.707
15	1	1:45.722	35.639	35.957	34.126	124.6	32:12.157	7	1	1:44.156	29.167	38.139	36.850	181.5	15:00.863
16	1	1:45.722	35.639	35.957	34.126	124.6	32:12.157	8	1	1:45.016	29.461	38.177	37.378	167.4	16:45.879
17	1	1:45.722	35.639	35.957	34.126	124.6	32:12.157	9	1	4:54.903B	30.311	40.139	3:44.453	169.3	21:40.782
18	1	1:45.722	35.639	35.957	34.126	124.6	32:12.157	10	1	1:52.236	35.941	38.461	37.834	135.7	23:33.018
19	1	1:45.722	35.639	35.957	34.126	124.6	32:12.157	11	1	1:45.690	29.600	39.347	36.743	166.7	25:18.708
20	1	1:45.722	35.639	35.957	34.126	124.6	32:12.157	12	1	1:43.635	28.971	37.996	36.668	170.9	27:02.343
21	1	1:45.722	35.639	35.957	34.126	124.6	32:12.157	13	1	1:44.846	29.579	38.183	37.084	164.1	28:47.189
22	1	1:45.722	35.639	35.957	34.126	124.6	32:12.157	14	1	1:45.031	29.531	38.407	37.093	161.2	30:32.220
23	1	1:45.722	35.639	35.957	34.126	124.6	32:12.157	15	1	1:44.511	29.770	38.367	36.374	150.8	32:16.731
24	1	1:45.722	35.639	35.957	34.126	124.6	32:12.157	16	1	1:45.307	30.278	38.759	36.270	162.4	34:02.038
25	1	1:45.722	35.639	35.957	34.126	124.6	32:12.157	17	1	1:46.586	28.877	40.288	37.421	166.2	35:48.624
26	1	1:45.722	35.639	35.957	34.126	124.6	32:12.157	18	1	1:45.470	29.101	39.175	37.194	169.0	37:34.094
27	1	1:45.722	35.639	35.957	34.126	124.6	32:12.157	19	1	2:27.918	33.156	55.324	59.438	146.5	40:02.012
111 Jaguar E-Type 3.8 1965															
1. Christian BOCK GT4															
2. Andrew NEWALL															
1	1	2:45.015	1:19.873	45.082	40.060	98.3	2:45.015	1	1	2:50.816	1:30.121	42.433	38.262	94.7	2:50.816
2	1	1:51.570	32.557	40.943	38.070	144.2	4:36.585	2	1	1:47.138	31.555	38.718	36.865	162.7	4:37.954
3	1	1:47.417	31.051	40.137	36.229	153.4	6:24.002	3	1	1:45.418	30.354	38.986	36.078	161.2	6:23.372
4	1	1:47.508	31.170	39.913	36.425	149.6	8:11.510	4	1	1:42.996	29.142	37.880	35.974	170.3	8:06.368
5	1	1:45.580	30.899	38.841	35.840	154.3	9:57.090	5	1	1:42.424	27.852	38.822	35.750	186.5	9:48.792
6	1	1:45.421	30.702	38.771	35.948	164.1	11:42.511	6	1	1:42.464	28.135	37.993	36.336	190.5	11:31.256
7	1	1:43.281	29.908	38.011	35.362	167.7	13:25.792	7	1	1:43.412	29.502	38.326	35.584	171.4	13:14.668
8	1	1:44.977	30.419	38.560	35.998	160.5	15:10.769	8	1	1:41.875	28.305	37.667	35.903	187.5	14:56.543
9	1	1:44.785	30.334	38.640	35.811	175.0	16:55.554	9	1	1:40.987	27.774	37.385	35.828	185.6	16:37.530
10	1	4:43.573B	31.025	44.526	3:28.022	158.1	21:39.127	10	1	5:07.948B	29.780	40.628	3:57.540	195.3	21:45.478
11	2	1:44.443	33.240	37.032	34.171	140.4	23:23.570	11	2	2:02.879	41.385	42.521	38.973	116.1	23:48.357
12	2	1:36.248	26.264	36.119	33.865	208.1	24:59.818	12	2	1:51.894	31.806	41.160	38.928	149.8	25:40.251
13	2	1:35.789	25.854	35.518	34.417	210.5	26:35.607	13	2	1:51.520	31.786	41.613	38.121	166.4	27:31.771
14	2	1:34.380	25.809	34.885	33.686	210.1	28:09.987	14	2	1:50.727	30.836	40.620	39.271	171.7	29:22.498
15	2	1:35.226	25.966	35.058	34.202	210.5	29:45.213	15	2	1:47.104	30.780	39.034	37.290	144.6	31:09.602
16	2	1:34.810	25.667	34.944	34.199	213.0	31:20.023	16	2	1:45.808	29.497	38.746	37.565	168.0	32:55.410
17	2	1:34.581	25.841	34.959	33.781	216.9	32:54.604	17	2	1:48.235	29.457	39.852	38.926	183.1	34:43.645
18	2	1:34.420	25.827	34.953	33.640	204.2	34:29.024	18	2	1:48.129	30.500	40.127	37.502	174.2	36:31.774
19	2	1:35.608	25.879	35.635	34.094	212.2	36:04.632	19	2	1:48.129	30.500	40.127	37.502	174.2	36:31.774
20	2	1:39.646	25.633	34.875	39.138	216.4	37:44.278	20	2	1:48.129	30.500	40.127	37.502	174.2	36:31.774
112 Lotus Elan 26R 1965															
1. Nigel ARMSTRONG GT2															
2. Stephen SKIPWORTH															
1	1	2:50.816	1:30.121	42.433	38.262	94.7	2:50.816	1	1	2:50.816	1:30.121	42.433	38.262	94.7	2:50.816
2	1	1:47.138	31.555	38.718	36.865	162.7	4:37.954	2	1	1:47.138	31.555	38.718	36.865	162.7	4:37.954
3	1	1:45.418	30.354	38.986	36.078	161.2	6:23.372	3	1	1:45.418	30.354	38.986	36.078	161.2	6:23.372
4	1	1:42.996	29.142	37.880	35.974	170.3	8:06.368	4	1	1:42.996	29.142	37.880	35.974	170.3	8:06.368
5	1	1:42.424	27.852	38.822	35.750	186.5	9:48.792	5	1	1:42.424	27.852	38.822	35.750	186.5	9:48.792
6	1	1:42.464	28.135	37.993	36.336	190.5	11:31.256	6	1	1:42.464	28.135	37.993	36.336	190.5	11:31.256
7	1	1:43.412	29.502	38.326	35.584	171.4	13:14.668	7	1	1:43.412	29.502	38.326	35.584	171.4	13:14.668
8	1	1:41.875	28.305	37.667	35.903	187.5	14:56.543	8	1	1:41.875	28.305	37.667	35.903	187.5	14:56.543
9	1	1:40.987	27.774	37.385	35.828	185.6	16:37.530	9	1	1:40.987	27.774	37.385	35.828	185.6	16:37.530
10	1	5:07.948B	29.780	40.628	3:57.540	195.3	21:45.478	10	1	5:07.948B	29.780	40.628	3:57.540	195.3	21:45.478
11	2	2:02.879	41.385	42.521	38.973	116.1	23:48.357	11	2	2:02.879	41.385	42.521	38.973	116.1	23:48.357
12	2	1:51.894	31.806	41.160	38.928	149.8	25:40.251	12	2	1:51.894	31.806	41.160	38.928	149.8	25:40.251
13	2	1:51.520	31.786	41.613	38.121	166.4	27:31.771	13	2	1:51.520	31.786	41.613	38.121	166.4	27:31.771
14	2	1:50.727	30.836	40.620	39.271	171.7	29:22.498	14	2	1:50.727	30.836	40.620	39.271	171.7	29:22.498
15	2	1:47.104	30.780	39.034	37.290	144.6	31:09.602	15	2	1:47.104	30.780	39.034	37.290	144.6	31:09.602
16	2	1:45.808	29.497	38.746	37.565	168.0	32:55.410	16	2	1:45.808	29.497	38.746	37.565	168.0	32:55.410
17	2	1:48.235	29.457	39.852	38.926	183.1	34:43.645	17	2	1:48.235	29.457	39.852	38.926	183.1	34:43.645
18	2	1:48.129	30.500	40.127	37.502	174.2	36:31.774	18	2	1:48.129	30.500	40.127	37.502	174.2	36:31.774
119 Lotus Elan 26R 1964															
1. Joel HOPWOOD GT2															
2. Edward MORRIS															
1	2	2:37.533	1:18.411	40.849	38.273	115.6	2:37.533	1	2	2:37.533	1:18.411	40.849	38.273	115.6	2:37.533
2	2	1:45.309	30.754	40.099	34.456	153.4	4:22.842	2	2	1:45.309	30.754	40.099	34.456	153.4	4:22.842
3	2	1:36.598	26.553	35.552	34.493	179.4	5:59.440	3	2	1:36.598	26.553	35.552	34.493	179.4	5:59.440
4	2	1:41.085	26.471	38.646	35.968	184.0	7:40.525	4	2	1:41.085	26.471	38.646	35.968	184.0	7:40.525
5	2	4:50.893B	31.168	38.673	3:41.052	160.0	12:31.418	5	2	4:50.893B	31.168	38.673	3:41.052	160.0	12:31.418
6	1	1:46.832	35.560	36.654	34.618	132.0	14:18.250	6	1	1:46.832	35.560	36.654	34.618	132.0	14:18.250
7	1	1:37.356	26.701	35.674	34.981	196.4	15:55.606	7	1	1:37.356	26.701	35.674	34.981	196.4	15:55.606
8	1	1:37.634	27.093	36.055	34.486	208.1	17:33.240	8	1	1:37.634	27.093	36.055	34.486	208.1	17:33.240
9	1	6:24.495B	42.204	54.124	4:48.167	128.1	23:57.735	9	1	6:24.495B	42.204	54.124	4:48.167	128.1	23:57.735
10	1	1:48.738	34.500	37.480	36.758	139.7									



SIXTIES' ENDURANCE GRAND PRIX DE L'AGE D'OR PRIVATE PRACTICE

Sector Analysis

Lap under Red Flag Invalidated Lap Personal Best Session Best B Crossing the pit lane

Lap	D	Time	Sector 1	Sector 2	Sector 3	T. Spd	Elapsed	Lap	D	Time	Sector 1	Sector 2	Sector 3	T. Spd	Elapsed
11	1	4:34.286 B	26.754	36.960	3:30.572	198.2	30:20.759	16	2	1:37.299	27.479	36.199	33.621	191.2	32:12.257
12	1	1:44.826	31.566	37.732	35.528	146.9	32:05.585	17	2	1:35.547	25.849	35.507	34.191	200.7	33:47.804

126 Jaguar E-Type Lightweight 1965							
1. John SPIERS							
2. Nigel GREENSALL							
Lap	D	Time	Sector 1	Sector 2	Sector 3	T. Spd	Elapsed
1	1	2:14.388	59.801	38.429	36.158	89.9	2:14.388
2	1	1:40.895	28.286	37.296	35.313	196.7	3:55.283
3	1	1:38.938	27.982	36.926	34.030	186.2	5:34.221
4	1	1:42.309	28.227	38.734	35.348	184.6	7:16.530
5	1	1:38.039	27.043	36.000	34.996	207.7	8:54.569
6	1	1:43.710	27.936	39.300	36.474	201.1	10:38.279
7	1	1:36.852	26.814	35.739	34.299	203.8	12:15.131
8	1	3:49.259 B	27.134	36.202	2:45.923	197.4	16:04.390
9	2	1:53.446	35.623	35.522	42.301	124.9	17:57.836
10	2	2:56.716	49.437	56.202	1:11.077	77.9	20:54.552
11	2	1:43.718	34.455	35.420	33.843	97.1	22:38.270
12	2	1:34.659	26.038	34.608	34.013	189.8	24:12.929
13	2	4:11.090 B	26.585	34.488	3:10.017	191.8	28:24.019
14	1	1:52.410	38.168	38.940	35.302	120.5	30:16.429
15	1	1:37.805	27.198	36.083	34.524	193.2	31:54.234
16	1	1:37.245	26.681	35.829	34.735	204.9	33:31.479
17	1	1:36.666	26.817	35.634	34.215	203.0	35:08.145

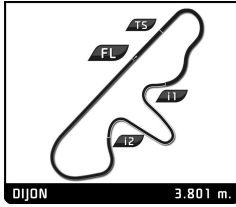
146 Lotus Elan 26R 1965							
1. Olivier MEURENS							
2. Raphaël de BORMAN							
Lap	D	Time	Sector 1	Sector 2	Sector 3	T. Spd	Elapsed
1	1	2:09.220	52.186	40.300	36.734	116.5	2:09.220
2	1	1:43.652	27.090	37.884	38.678	195.3	3:52.872
3	1	1:40.487	28.771	36.470	35.246	188.8	5:33.359
4	1	1:37.295	26.762	35.571	34.962	205.7	7:10.654
5	1	1:41.133	27.015	36.850	37.268	205.7	8:51.787
6	1	1:39.644	27.014	35.802	36.828	194.6	10:31.431
7	1	1:37.487	26.801	35.291	35.395	208.1	12:08.918
8	1	13:07.835 B	29.361	41.989	...	166.2	25:16.753
9	1	1:52.262	35.933	40.019	36.310	131.5	27:09.015
10	1	1:36.763	26.363	35.811	34.589	216.0	28:45.778

147 Jaguar E-Type 3.8 1965							
1. Guy GRANT							
2. Mark HALES							
Lap	D	Time	Sector 1	Sector 2	Sector 3	T. Spd	Elapsed
1	1	2:32.635	1:10.533	42.875	39.227	110.9	2:32.635
2	1	1:53.830	32.364	43.571	37.895	158.6	4:26.465
3	1	1:46.684	29.747	39.777	37.160	187.8	6:13.149
4	1	1:45.767	29.523	38.865	37.379	183.4	7:58.916
5	1	1:45.702	29.904	38.787	37.011	177.9	9:44.618
6	1	1:45.182	28.834	38.736	37.612	201.1	11:29.800
7	1	1:43.761	28.566	38.820	36.375	194.9	13:13.561
8	1	1:42.059	28.781	37.489	35.789	191.8	14:55.620
9	1	1:41.181	28.080	37.052	36.049	195.7	16:36.801
10	1	2:13.024	29.704	39.970	1:03.350	195.7	18:49.825
11	1	2:35.941	48.175	52.611	55.155	77.6	21:25.766
12	1	4:00.147 B	29.823	39.349	2:50.975	178.2	25:25.913
13	2	1:55.002	39.207	38.510	37.285	106.3	27:20.915
14	2	1:38.476	27.077	37.105	34.294	184.6	28:59.391
15	2	1:35.567	25.683	35.999	33.885	216.4	30:34.958

157 Jaguar E-Type 3.8 1965							
1. Jonathan MITCHELL							
Lap	D	Time	Sector 1	Sector 2	Sector 3	T. Spd	Elapsed
1	1	3:48.723	2:33.258	40.096	35.369	122.4	3:48.723
2	1	2:52.055 B	27.666	38.423	1:45.966	178.5	6:40.778
3	1	1:41.423	33.002	35.671	32.750	141.0	8:22.201
4	1	1:35.978	26.454	35.484	34.040	177.9	9:58.179
5	1	1:34.237	27.081	34.229	32.927	166.7	11:32.416
6	1	1:37.173	28.054	35.374	33.745	172.5	13:09.589
7	1	3:21.279 B	28.127	36.868	2:16.284	176.2	16:30.868
8	1	2:17.860	34.021	38.085	1:05.754	139.9	18:48.728
9	1	2:30.770	48.251	51.668	50.851	82.9	21:19.498
10	1	1:34.435	26.687	34.800	32.948	183.7	22:53.933
11	1	1:33.108	26.333	33.990	32.785	181.8	24:27.041
12	1	1:33.736	25.975	34.644	33.117	188.2	26:00.777
13	1	1:34.005	25.908	34.434	33.663	190.8	27:34.782
14	1	1:35.537	26.043	36.460	33.034	191.8	29:10.319
15	1	1:33.230	25.930	34.426	32.874	192.5	30:43.549
16	1	1:34.139	25.684	34.945	33.510	192.9	32:17.688
17	1	3:20.163 B	25.589	34.302	2:20.272	195.7	35:37.851

168 Jaguar E-Type 3.8 1961							
1. Marc GORDON							
2. Nick FINBURGH							
Lap	D	Time	Sector 1	Sector 2	Sector 3	T. Spd	Elapsed
1	1	4:10.386	2:42.667	45.357	42.362	99.2	4:10.386
2	1	1:53.774	31.277	42.361	40.136	172.0	6:04.160
3	1	1:49.493	30.595	40.790	38.108	165.6	7:53.653
4	1	1:47.530	29.768	39.222	38.540	168.5	9:41.183
5	1	1:49.797	30.134	40.233	39.430	175.3	11:30.980
6	1	4:38.989 B	31.254	39.043	3:28.692	152.1	16:09.969
7	1	1:58.781	37.368	38.739	42.674	132.0	18:08.750
8	1	5:30.319 B	43.510	55.932	3:50.877	124.7	23:39.069
9	2	2:08.136	44.580	43.469	40.087	86.6	25:47.205
10	2	1:48.466	29.383	40.274	38.809	179.7	27:35.671
11	2	1:46.847	30.025	38.639	38.183	157.0	29:22.518
12	2	1:44.114	29.053	38.869	36.192	167.4	31:06.632
13	2	4:25.281 B	28.302	40.142	3:16.837	173.6	35:31.913
14	1	1:58.635	39.275	40.656	38.704	117.4	37:30.548
15	1	2:30.501	34.968	53.369	1:02.164	162.9	40:01.049

177 Lotus Elan 26R 1963							
1. Jean-Marie AMOROS							
Lap	D	Time	Sector 1	Sector 2	Sector 3	T. Spd	Elapsed
1	1	3:43.761	2:19.545	43.900	40.316	103.0	3:43.761
2	1	1:50.453	30.174	41.820	38.459	180.0	5:34.214
3	1	1:47.435	28.959	40.586	37.890	191.8	7:21.649
4	1	1:44.682	28.272	38.310	38.100	190.8	9:06.331
5	1	3:34.953 B	29.130	38.740	2:27.083	182.1	12:41.284
6	1	1:55.343	37.602	39.356	38.385	117.6	14:36.627
7	1	1:45.599	28.174	39.069	38.356	208.1	16:22.226
8	1	1:43.931	28.085	38.160	37.686	211.8	18:06.157



SIXTIES' ENDURANCE GRAND PRIX DE L'AGE D'OR PRIVATE PRACTICE

Sector Analysis

Lap	D	Time	Sector 1	Sector 2	Sector 3	T. Spd	Elapsed	Lap	D	Time	Sector 1	Sector 2	Sector 3	T. Spd	Elapsed
9	1	5:58.053 B	45.127	55.527	4:17.399	115.6	24:04.210								
10	1	1:56.751	38.308	40.755	37.688	112.9	26:00.961								
11	1	1:44.760	28.078	39.336	37.346	192.5	27:45.721								
12	1	1:46.470	28.252	40.767	37.451	209.3	29:32.191								
13	1	7:29.378 B	28.283	39.406	6:21.689	194.9	37:01.569								

207 Shelby Cobra 289 1964
1. Saif ASSAM
2. Phil KEEN
GT5

1	1	3:25.187	2:01.759	42.295	41.133	131.7	3:25.187
2	1	1:53.588	33.728	42.355	37.505	149.6	5:18.775
3	1	1:49.433	30.500	40.968	37.965	173.4	7:08.208
4	1	1:49.011	30.965	39.747	38.299	171.4	8:57.219
5	1	4:09.202 B	30.592	39.080	2:59.530	171.4	13:06.421
6	1	1:46.975	34.873	36.513	35.589	139.2	14:53.396
7	1	1:38.971	27.547	36.525	34.899	197.1	16:32.367
8	1	5:24.083 B	28.716	36.764	4:18.603	181.8	21:56.450
9	2	1:41.486	33.085	34.670	33.731	141.2	23:37.936
10	2	1:33.722	26.032	34.233	33.457	206.5	25:11.658
11	2	1:38.477	27.353	37.791	33.333	195.3	26:50.135
12	2	1:32.980	25.817	34.000	33.163	210.9	28:23.115
13	2	5:36.724 B	28.864	35.540	4:32.320	175.6	33:59.839
14	2	1:42.540	32.924	35.750	33.866	136.2	35:42.379
15	2	1:42.265	28.146	37.335	36.784	206.5	37:24.644

421 Lotus Elan 26R 1964
1. Lukas BUCHER
2. Bruno WEIBEL
GT2

1	2	2:18.360	1:02.120	39.980	36.260	104.2	2:18.360
2	2	1:43.105	27.571	39.446	36.088	176.2	4:01.465
3	2	1:41.218	26.432	37.357	37.429	197.1	5:42.683
4	2	1:42.464	27.407	39.351	35.706	172.5	7:25.147
5	2	1:41.088	27.559	37.733	35.796	191.2	9:06.235
6	2	1:41.154	27.871	37.551	35.732	181.8	10:47.389
7	2	8:06.907 B	26.799	36.890	7:03.218	183.7	18:54.296
8	1	2:27.120	49.788	51.347	45.985	83.1	21:21.416
9	1	1:42.381	27.580	39.385	35.416	192.9	23:03.797
10	1	1:41.912	26.970	38.570	36.372	196.4	24:45.709
11	1	1:41.151	27.211	38.372	35.568	196.4	26:26.860
12	1	1:40.259	26.972	37.746	35.541	192.2	28:07.119
13	1	1:39.758	26.508	37.199	36.051	206.9	29:46.877
14	1	1:40.271	27.088	37.612	35.571	214.7	31:27.148
15	1	1:41.673	27.988	38.074	35.611	210.1	33:08.821
16	1	1:40.260	26.915	37.921	35.424	198.9	34:49.081
17	1	1:39.558	26.353	37.682	35.523	211.4	36:28.639