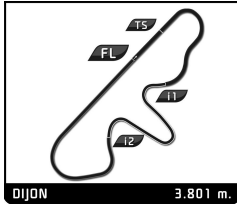


## 2.0L CUP GRAND PRIX DE L'AGE D'OR PRIVATE PRACTICE

### Sector Analysis

Lap under Red Flag							Invalidated Lap		Personal Best		Session Best		B Crossing the pit lane		
Lap	D	Time	Sector 1	Sector 2	Sector 3	T. Spd	Elapsed	Lap	D	Time	Sector 1	Sector 2	Sector 3	T. Spd	Elapsed
<b>7</b> Porsche 911 2.0L 1.Cédric KLÄUSLER 2.Kurt LEIMER							GTL								
1	1	3:18.420	1:47.984	47.597	42.839	107.0	3:18.420	12	1	1:45.023	28.335	38.381	38.307	198.9	25:46.189
2	1	1:49.185	30.580	40.334	38.271	164.6	5:07.605	13	1	<b>1:44.927</b>	<b>28.222</b>	<b>37.807</b>	38.898	197.8	27:31.116
3	1	1:47.439	29.416	39.881	38.142	201.1	6:55.044	14	1	1:45.063	28.425	38.366	<b>38.272</b>	194.6	29:16.179
4	1	1:46.356	29.266	39.508	37.582	201.1	8:41.400								
5	1	3:07.165	<b>B</b> 29.221	39.196	1:58.748	197.1	11:48.565								
6	1	1:53.682	35.904	39.942	37.836	124.1	13:42.247								
7	1	1:46.545	30.631	38.612	37.302	180.6	15:28.792								
8	1	1:44.615	29.010	38.524	37.081	198.2	17:13.407								
9	1	1:44.345	28.984	38.422	<b>36.939</b>	190.5	18:57.752								
10	1	3:25.809	<b>B</b> 29.798	38.501	2:17.510	186.5	22:23.561								
11	2	1:57.554	39.385	39.659	38.510	116.5	24:21.115								
12	2	1:46.662	28.898	39.494	38.270	185.2	26:07.777								
13	2	1:47.342	29.000	40.586	37.756	183.1	27:55.119								
14	2	1:43.824	28.558	37.891	37.375	192.5	29:38.943								
15	2	1:43.384	28.634	<b>37.684</b>	37.066	192.2	31:22.327								
16	2	<b>1:43.216</b>	28.149	37.903	37.164	197.8	33:05.543								
17	2	1:43.531	<b>28.115</b>	38.326	37.090	192.2	34:49.074								
18	2	1:43.476	28.118	37.898	37.460	198.2	36:32.550								
19	2	1:43.263	28.442	37.874	36.947	186.5	38:15.813								
<b>10</b> Porsche 911 2.0L 1.Juan Pablo ORJUELA 2.Nelson CALLE							GTL								
1	1	2:03.388	46.602	38.832	37.954	110.7	2:03.388								
2	1	1:42.184	27.841	37.341	37.002	196.0	3:45.572								
3	1	1:41.949	27.631	37.244	37.074	206.9	5:27.521								
4	1	1:41.313	27.481	37.007	36.825	208.1	7:08.834								
5	1	1:41.473	27.499	36.940	37.034	208.9	8:50.307								
6	1	1:41.404	27.482	37.230	36.692	209.3	10:31.711								
7	1	1:41.851	<b>27.452</b>	36.846	37.553	207.7	12:13.562								
8	1	6:00.295	<b>B</b> 27.533	36.971	4:55.791	206.5	18:13.857								
9	1	1:51.935	37.338	37.406	37.191	119.2	20:05.792								
10	1	1:41.940	27.705	37.492	36.743	208.5	21:47.732								
11	1	1:41.420	27.482	37.116	36.822	209.3	23:29.152								
12	1	1:41.275	27.539	37.077	<b>36.659</b>	210.1	25:10.427								
13	1	<b>1:41.095</b>	27.587	<b>36.807</b>	36.701	208.5	26:51.522								
14	1	3:02.060	<b>B</b> 27.519	37.054	1:57.487	210.1	29:53.582								
<b>15</b> Porsche 911 2.0L 1.David DANGLARD							GTL								
1	1	2:19.491	1:00.364	40.770	38.357	103.3	2:19.491								
2	1	1:44.049	28.611	37.726	37.712	185.2	4:03.540								
3	1	1:42.817	27.990	37.428	37.399	191.2	5:46.357								
4	1	1:42.563	27.621	37.012	37.930	199.3	7:28.920								
5	1	3:25.372	<b>B</b> 27.770	37.252	2:20.350	195.3	10:54.292								
6	1	1:48.799	34.454	<b>36.919</b>	37.426	126.5	12:43.091								
7	1	1:41.926	27.517	37.026	37.383	203.8	14:25.017								
8	1	<b>1:41.754</b>	27.448	37.037	37.269	199.6	16:06.771								
9	1	1:42.925	27.529	37.978	37.418	197.8	17:49.696								
10	1	1:41.923	<b>27.401</b>	37.141	37.381	203.0	19:31.619								
11	1	1:42.786	27.533	37.374	37.879	200.4	21:14.405								
12	1	3:26.313	<b>B</b> 27.498	37.391	2:21.424	202.2	24:40.718								
13	1	1:49.593	34.413	37.424	37.756	128.1	26:30.311								
14	1	1:41.948	27.762	37.021	37.165	198.9	28:12.259								
15	1	1:43.494	27.578	37.714	38.202	200.0	29:55.753								
16	1	1:42.053	27.642	37.083	37.328	201.9	31:37.806								
17	1	1:42.193	27.525	37.342	37.326	203.0	33:19.999								
18	1	1:42.041	27.555	37.228	37.258	201.5	35:02.040								
19	1	1:42.564	27.522	37.082	37.960	204.5	36:44.604								
20	1	1:42.187	27.651	37.290	37.246	202.6	38:26.791								
21	1	1:41.950	27.455	37.345	<b>37.150</b>	206.1	40:08.741								
<b>18</b> Porsche 911 2.0L 1.Patrick PUGIN							GTL								
1	1	2:18.930	59.937	40.520	38.473	103.4	2:18.930								
2	1	1:46.104	30.096	38.238	37.770	187.5	4:05.034								
3	1	1:42.606	28.169	37.498	36.939	193.5	5:47.640								
4	1	1:42.278	27.543	37.782	36.953	207.7	7:29.918								
5	1	1:43.081	28.058	37.853	37.170	201.5	9:12.999								
6	1	4:13.414	<b>B</b> 28.173	38.070	3:07.171	208.1	13:26.413								
7	1	1:53.449	37.575	38.525	37.349	122.9	15:19.862								
8	1	1:42.158	27.953	<b>37.434</b>	36.771	208.1	17:02.020								
9	1	<b>1:42.061</b>	27.727	37.688	<b>36.646</b>	204.9	18:44.081								
10	1	1:42.441	28.191	37.450	36.800	203.4	20:26.522								
11	1	1:43.974	27.961	38.844	37.169	202.6	22:10.496								
12	1	1:43.449	27.507	38.707	37.235	209.7	23:53.945								
13	1	1:44.218	28.747	38.552	36.919	196.4	25:38.163								
14	1	1:42.100	<b>27.428</b>	37.785	36.887	202.6	27:20.263								
15	1	1:42.663	28.054	37.896	36.713	196.0	29:02.926								
16	1	1:45.217	28.049	39.718	37.450	204.2	30:48.143								
17	1	1:43.108	28.552	37.858	36.698	191.2	32:31.251								
18	1	1:42.566	28.021	37.563	36.982	196.4	34:13.817								
19	1	1:42.275	27.900	37.583	36.792	201.1	35:56.092								
20	1	1:43.460	28.079	38.522	36.859	195.3	37:39.552								
21	1	1:44.072	28.594	37.876	37.602	177.3	39:23.624								
<b>13</b> Porsche 911 2.0L 1.David NOGAREDA ESTIVI							GTL								
1	1	3:23.458	1:57.812	44.404	41.242	112.0	3:23.458								
2	1	1:51.181	32.275	39.712	39.194	147.9	5:14.639								
3	1	1:49.135	29.970	40.070	39.095	166.4	7:03.774								
4	1	4:24.982	<b>B</b> 29.301	38.206	3:17.475	190.8	11:28.756								
5	1	1:54.085	36.697	38.623	38.765	116.4	13:22.841								
6	1	1:47.018	28.949	38.851	39.218	198.9	15:09.859								
7	1	1:45.468	28.555	38.289	38.624	191.5	16:55.327								
8	1	1:45.168	28.566	37.873	38.729	196.7	18:40.495								
9	1	1:47.517	28.618	39.405	39.494	196.7	20:28.012								
10	1	1:46.108	28.782	38.423	38.903	195.7	22:14.120								
11	1	1:47.046	28.495	39.109	39.442	197.1	24:01.166								

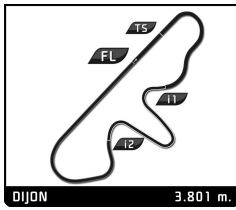


## 2.0L CUP GRAND PRIX DE L'AGE D'OR PRIVATE PRACTICE

### Sector Analysis

Lap under Red Flag    Invalidated Lap    Personal Best    Session Best    Crossing the pit lane

Lap	D	Time	Sector 1	Sector 2	Sector 3	T. Spd	Elapsed	Lap	D	Time	Sector 1	Sector 2	Sector 3	T. Spd	Elapsed		
<b>23</b>		Porsche 911 2.0L						GTL	<b>35</b>		Porsche 911 2.0L						GTL
		1.Hisashi KUNIE									1.Frédéric DI EGIDIO						
1	1	2:27.048	1:06.710	40.795	39.543	94.8	2:27.048	1	1	2:05.644	48.227	38.583	38.834	109.6	2:05.644		
2	1	1:48.732	29.914	39.513	39.305	183.7	4:15.780	2	1	1:43.992	28.482	37.470	38.040	198.2	3:49.636		
3	1	1:47.760	28.666	39.640	39.454	191.2	6:03.540	3	1	1:42.814	27.755	37.240	37.819	200.0	5:32.450		
4	1	3:28.605 <b>B</b>	29.242	39.324	2:20.039	185.9	9:32.145	4	1	1:42.316	27.643	37.024	37.649	201.1	7:14.766		
5	1	1:57.751	37.207	38.916	41.628	120.8	11:29.896	5	1	1:42.960	27.843	37.198	37.919	202.2	8:57.726		
6	1	1:46.019	29.116	38.257	38.646	200.7	13:15.915	6	1	1:43.341	27.823	37.704	37.814	202.2	10:41.067		
7	1	1:47.628	29.293	38.651	39.684	175.3	15:03.543	7	1	1:43.124	27.716	37.490	37.918	201.9	12:24.191		
8	1	1:45.476	28.630	38.069	38.777	193.9	16:49.019	8	1	1:44.101	27.813	37.540	38.748	199.6	14:08.292		
9	1	1:48.630	28.352	39.733	40.545	196.7	18:37.649	9	1	3:23.727 <b>B</b>	27.959	37.667	2:18.101	199.3	17:32.019		
10	1	1:45.403	28.647	38.220	38.536	197.1	20:23.052	10	1	1:54.592	37.786	38.023	38.783	107.4	19:26.611		
11	1	1:49.805	30.512	39.738	39.555	197.8	22:12.857	11	1	1:44.165	28.039	37.724	38.402	200.0	21:10.776		
12	1	1:47.613	28.917	39.386	39.310	200.7	24:00.470	12	1	1:44.035	28.205	37.692	38.138	199.3	22:54.811		
<b>27</b>		Porsche 911 2.0L						GTL-ELI									
		1.Stephen EDWARDS															
		2.Matt NEAL															
1	2	2:15.520	54.338	41.775	39.407	101.4	2:15.520	13	1	1:43.722	27.940	37.559	38.223	199.6	24:38.533		
2	2	1:43.376	28.320	37.577	37.479	200.7	3:58.896	14	1	1:43.849	28.033	37.823	37.993	200.4	26:22.382		
3	2	1:41.706	27.560	36.830	37.316	202.6	5:40.602	15	1	1:45.037	29.212	37.840	37.985	199.3	28:07.419		
4	2	1:41.964	27.487	36.907	37.570	203.8	7:22.566	16	1	3:17.090 <b>B</b>	28.093	37.952	2:11.045	198.2	31:24.509		
5	2	1:44.507	28.198	38.242	38.067	204.2	9:07.073	17	1	1:50.547	34.799	37.662	38.086	126.5	33:15.056		
6	2	1:41.882	27.493	36.972	37.417	205.3	10:48.955	18	1	1:43.410	28.023	37.397	37.990	200.0	34:58.466		
7	2	4:14.042 <b>B</b>	28.856	37.547	3:07.639	189.1	15:02.997	19	1	1:43.718	27.971	37.460	38.287	201.5	36:42.184		
8	1	1:53.712	37.002	38.220	38.490	120.8	16:56.709	20	1	1:43.754	27.858	37.721	38.175	201.1	38:25.938		
9	1	1:43.529	27.972	37.617	37.940	203.8	18:40.238	21	1	1:42.949	27.703	37.277	37.969	201.1	40:08.887		
10	1	1:43.443	27.914	37.582	37.947	204.5	20:23.681										
11	1	1:44.021	29.221	37.383	37.417	201.1	22:07.702										
12	1	1:46.408	29.267	39.181	37.960	203.0	23:54.110										
13	1	4:53.112 <b>B</b>	29.014	38.638	3:45.460	197.8	28:47.222										
14	1	1:57.775	41.345	38.392	38.038	101.7	30:44.997										
15	1	1:44.440	28.385	37.734	38.321	202.2	32:29.437										
16	1	1:43.018	28.264	37.300	37.454	197.1	34:12.455										
17	1	1:42.062	27.672	36.928	37.462	204.9	35:54.517										
<b>29</b>		Porsche 911 2.0L						GTL	<b>42</b>		Porsche 911 2.0L						GTL
		1.Bernhard VANHAUTER									1.Stephan KOENIG						
		2.Alex VANHAUTER									2.Philipp KOENIG						
1	2	2:15.774	56.757	40.027	38.990	110.5	2:15.774	1	2	2:12.607	54.771	39.705	38.131	102.9	2:12.607		
2	2	1:45.989	28.479	37.580	39.930	182.1	4:01.763	2	2	1:43.225	28.370	37.663	37.192	188.5	3:55.832		
3	2	1:41.972	28.136	36.807	37.029	191.2	5:43.735	3	2	1:43.441	28.353	37.507	37.581	185.9	5:39.273		
4	2	1:41.012	27.567	36.578	36.867	206.1	7:24.747	4	2	1:42.556	28.033	37.292	37.231	196.0	7:21.829		
5	2	1:41.937	27.276	37.255	37.406	206.9	9:06.684	5	2	1:45.300	28.769	39.266	37.265	196.7	9:07.129		
6	2	2:39.621 <b>B</b>	27.377	36.905	1:35.339	204.2	11:46.305	6	2	1:42.063	28.225	36.736	37.102	194.6	10:49.192		
7	2	1:49.996	34.920	37.244	37.832	127.7	13:36.301	7	2	1:44.167	29.181	37.354	37.632	172.8	12:33.359		
8	2	1:42.587	27.841	37.221	37.525	200.4	15:18.888	8	2	1:41.708	27.790	37.049	36.869	201.1	14:15.067		
9	2	1:41.445	27.503	36.830	37.112	205.7	17:00.333	9	2	4:41.547 <b>B</b>	28.889	39.142	3:33.516	184.0	18:56.614		
10	2	1:41.465	27.799	36.935	36.731	206.1	18:41.798	10	1	1:58.754	41.026	39.317	38.411	109.2	20:55.368		
11	2	1:41.782	27.695	37.321	36.766	207.3	20:23.580	11	1	1:44.865	29.122	37.918	37.825	187.2	22:40.233		
12	2	1:42.273	28.539	36.828	36.906	204.5	22:05.853	12	1	1:44.120	28.578	37.858	37.684	190.8	24:24.353		
13	2	1:42.570	28.541	36.758	37.271	189.5	23:48.423	13	1	1:43.552	28.479	37.495	37.578	192.5	26:07.905		
14	2	1:41.788	27.472	37.279	37.037	204.9	25:30.211	14	1	3:16.623 <b>B</b>	28.458	38.098	2:10.067	186.2	29:24.528		
								15	1	1:50.708	35.057	37.696	37.955	134.7	31:15.236		
								16	1	1:42.738	28.002	37.368	37.368	203.0	32:57.974		
								17	1	1:42.549	27.929	37.243	37.377	193.5	34:40.523		
								18	1	1:43.418	27.930	38.154	37.334	194.6	36:23.941		
								19	1	1:42.413	27.773	37.386	37.254	204.5	38:06.354		
								20	1	1:42.083	27.742	37.238	37.103	206.1	39:48.437		
<b>55</b>		Porsche 911 2.0L						GTL									
		1.Philippe de CRAENE															
1	1	2:16.319	59.255	39.537	37.527	104.4	2:16.319										
2	1	1:43.307	28.948	37.413	36.946	184.3	3:59.626										
3	1	1:42.448	28.019	37.373	37.056	196.4	5:42.074										

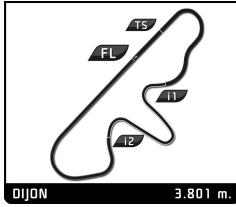


## 2.0L CUP GRAND PRIX DE L'AGE D'OR PRIVATE PRACTICE

### Sector Analysis

Lap under Red Flag   Invalidated Lap   Personal Best   Session Best   Crossing the pit lane

Lap	D	Time	Sector 1	Sector 2	Sector 3	T. Spd	Elapsed	Lap	D	Time	Sector 1	Sector 2	Sector 3	T. Spd	Elapsed
<b>59</b> Porsche 911 2.0L 1. Tarek MAHMOUD 2. Phil KEEN GTL-ELI															
1	1	2:44.817	1:19.884	43.832	41.101	106.7	2:44.817	1	1	2:44.138	1:18.763	44.030	41.345	112.9	2:44.138
2	1	1:54.102	32.029	42.097	39.976	172.2	4:38.919	2	1	3:39.672	32.030	43.685	2:23.957	166.4	6:23.810
3	1	1:47.433	29.572	38.890	38.971	191.5	6:26.352	3	1	2:00.440	39.582	40.680	40.178	114.3	8:24.250
4	1	1:46.585	29.488	38.588	38.509	174.8	8:12.937	4	1	1:49.432	29.962	39.580	39.890	187.5	10:13.682
5	1	1:47.561	29.794	39.078	38.689	170.1	10:00.498	5	1	1:48.590	30.546	38.969	39.075	184.6	12:02.272
6	1	1:48.365	30.607	39.199	38.559	166.2	11:48.863	6	1	1:47.216	29.521	39.080	38.615	192.9	13:49.488
7	1	1:47.706	29.842	38.686	39.178	164.1	13:36.569	7	1	1:46.709	29.342	38.709	38.658	191.8	15:36.197
8	1	1:46.351	29.752	38.284	38.315	175.3	15:22.920	8	1	1:47.408	29.235	39.591	38.582	197.1	17:23.605
9	1	1:50.787	30.668	40.698	39.421	173.6	17:13.707	9	1	1:47.615	29.384	39.150	39.081	192.2	19:11.220
10	1	1:47.228	29.905	38.816	38.507	171.4	19:00.935	10	1	1:47.238	29.795	38.747	38.696	189.8	20:58.458
11	1	3:25.102	29.527	38.444	2:17.131	181.8	22:26.037	11	1	1:46.464	29.144	38.475	38.845	197.8	22:44.922
12	2	1:55.134	40.391	37.625	37.118	101.5	24:21.171	12	1	1:47.387	29.627	38.736	39.024	191.2	24:32.309
13	2	1:40.331	27.392	36.422	36.517	192.2	26:01.502	13	1	1:48.535	29.810	38.880	39.845	183.7	26:20.844
14	2	1:41.268	27.337	36.759	37.172	196.7	27:42.770	14	1	1:48.622	31.242	38.524	38.856	175.9	28:09.466
15	2	1:40.416	27.462	36.334	36.620	194.9	29:23.186	15	1	1:49.007	29.882	40.279	38.846	184.0	29:58.473
<b>63</b> Porsche 911 2.0L 1. Franck DECHAME GTL															
1	1	2:44.138	1:18.763	44.030	41.345	112.9	2:44.138	16	1	1:46.778	29.394	38.773	38.611	189.8	31:45.251
2	1	3:39.672	32.030	43.685	2:23.957	166.4	6:23.810	17	1	1:46.799	29.678	38.316	38.805	193.9	33:32.050
3	1	2:00.440	39.582	40.680	40.178	114.3	8:24.250	18	1	1:46.372	29.055	38.710	38.607	197.8	35:18.422
4	1	1:49.432	29.962	39.580	39.890	187.5	10:13.682	19	1	1:47.429	29.126	39.774	38.529	196.7	37:05.851
5	1	1:48.590	30.546	38.969	39.075	184.6	12:02.272	20	1	1:46.299	29.399	38.464	38.436	189.5	38:52.150
6	1	1:47.216	29.521	39.080	38.615	192.9	13:49.488	21	1	1:46.595	29.338	38.280	38.977	185.2	40:38.745
7	1	1:46.709	29.342	38.709	38.658	191.8	15:36.197								
8	1	1:47.408	29.235	39.591	38.582	197.1	17:23.605								
9	1	1:47.615	29.384	39.150	39.081	192.2	19:11.220								
10	1	1:47.238	29.795	38.747	38.696	189.8	20:58.458								
11	1	1:46.464	29.144	38.475	38.845	197.8	22:44.922								
12	1	1:47.387	29.627	38.736	39.024	191.2	24:32.309								
13	1	1:48.535	29.810	38.880	39.845	183.7	26:20.844								
14	1	1:48.622	31.242	38.524	38.856	175.9	28:09.466								
15	1	1:49.007	29.882	40.279	38.846	184.0	29:58.473								
<b>65</b> Porsche 911 2.0L 1. Jussi ITAVUORI 2. Risto VIRTANEN GTL-ELI															
1	2	2:07.627	52.913	37.961	36.753	105.2	2:07.627	1	2	2:07.627	52.913	37.961	36.753	105.2	2:07.627
2	2	1:41.527	27.518	37.015	36.994	202.6	3:49.154	2	2	1:41.527	27.518	37.015	36.994	202.6	3:49.154
3	2	1:41.312	27.547	36.939	36.826	204.2	5:30.466	3	2	1:41.312	27.547	36.939	36.826	204.2	5:30.466
4	2	1:41.309	27.543	37.009	36.757	204.5	7:11.775	4	2	1:41.309	27.543	37.009	36.757	204.5	7:11.775
5	2	1:41.501	27.391	37.376	36.734	205.3	8:53.276	5	2	1:41.501	27.391	37.376	36.734	205.3	8:53.276
6	2	1:40.970	27.450	36.841	36.679	203.0	10:34.246	6	2	1:40.970	27.450	36.841	36.679	203.0	10:34.246
7	2	1:41.041	27.418	36.952	36.671	204.2	12:15.287	7	2	1:41.041	27.418	36.952	36.671	204.2	12:15.287
8	2	5:10.403	27.741	36.984	4:05.678	203.4	17:25.690	8	2	5:10.403	27.741	36.984	4:05.678	203.4	17:25.690
9	1	2:01.756	39.407	41.026	41.323	120.5	19:27.446	9	1	2:01.756	39.407	41.026	41.323	120.5	19:27.446
10	1	1:47.709	29.208	39.053	39.448	193.5	21:15.155	10	1	1:47.709	29.208	39.053	39.448	193.5	21:15.155
11	1	1:46.495	29.081	38.705	38.709	189.8	23:01.650	11	1	1:46.495	29.081	38.705	38.709	189.8	23:01.650
12	1	1:46.971	29.329	38.571	39.071	197.1	24:48.621	12	1	1:46.971	29.329	38.571	39.071	197.1	24:48.621
13	1	1:46.989	29.055	38.851	39.083	180.3	26:35.610	13	1	1:46.989	29.055	38.851	39.083	180.3	26:35.610
14	1	1:47.218	29.010	39.049	39.159	194.9	28:22.828	14	1	1:47.218	29.010	39.049	39.159	194.9	28:22.828
15	1	1:47.819	29.682	38.916	39.221	179.7	30:10.647	15	1	1:47.819	29.682	38.916	39.221	179.7	30:10.647
16	1	1:47.110	28.923	39.520	38.667	189.8	31:57.757	16	1	1:47.110	28.923	39.520	38.667	189.8	31:57.757
17	1	1:49.975	31.311	39.733	38.931	178.2	33:47.732	17	1	1:49.975	31.311	39.733	38.931	178.2	33:47.732
18	1	1:46.145	28.835	38.544	38.766	184.9	35:33.877	18	1	1:46.145	28.835	38.544	38.766	184.9	35:33.877
<b>68</b> Porsche 911 2.0L 1. Juergen WESTPHAL 2. David VERZIJLBERGEN GTL-ELI															
1	2	2:03.003	48.561	37.585	36.857	111.7	2:03.003	1	2	2:03.003	48.561	37.585	36.857	111.7	2:03.003
2	2	7:31.119	27.148	36.618	6:27.353	190.5	9:34.122	2	2	7:31.119	27.148	36.618	6:27.353	190.5	9:34.122
3	2	1:52.908	38.072	36.927	37.909	119.3	11:27.030	3	2	1:52.908	38.072	36.927	37.909	119.3	11:27.030
4	2	1:41.030	27.194	37.033	36.803	197.1	13:08.060	4	2	1:41.030	27.194	37.033	36.803	197.1	13:08.060
5	2	1:39.923	26.975	36.344	36.604	206.5	14:47.983	5	2	1:39.923	26.975	36.344	36.604	206.5	14:47.983

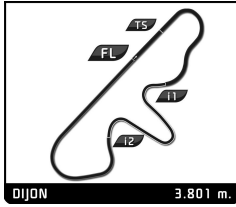


## 2.0L CUP GRAND PRIX DE L'AGE D'OR PRIVATE PRACTICE

### Sector Analysis

Lap under Red Flag   Invalidated Lap   Personal Best   Session Best   B Crossing the pit lane

Lap	D	Time	Sector 1	Sector 2	Sector 3	T. Spd	Elapsed	Lap	D	Time	Sector 1	Sector 2	Sector 3	T. Spd	Elapsed
<b>82</b> Porsche 911 2.0L 1. Timmo H. MOL 2. Patrick KOLB GTL-EUI															
6	2	3:31.652 B	27.250	36.193	2:28.209	204.5	18:19.635	8	2	1:44.561	28.073	37.928	38.560	178.2	18:36.375
7	1	1:58.251	39.699	39.469	39.083	104.4	20:17.886	9	2	1:42.711	28.070	37.330	37.311	192.2	20:19.086
8	1	1:48.132	29.186	39.235	39.711	191.2	22:06.018	10	2	1:45.586	28.417	39.043	38.126	194.2	22:04.672
9	1	1:47.506	30.638	39.013	37.855	172.2	23:53.524	11	2	1:44.721	28.931	38.479	37.311	166.4	23:49.393
10	1	1:44.642	28.888	38.217	37.537	198.5	25:38.166	12	2	1:42.212	27.707	37.370	37.135	195.3	25:31.605
11	1	1:44.980	28.999	38.297	37.684	193.9	27:23.146	13	2	3:50.313 B	28.118	39.425	2:42.770	187.2	29:21.918
								14	2	1:48.607	34.429	37.036	37.142	126.3	31:10.525
								15	2	1:43.838	28.542	38.077	37.219	190.1	32:54.363
								16	2	1:41.681	27.480	37.052	37.149	198.2	34:36.044
								17	2	1:41.470	27.466	36.947	37.057	196.4	36:17.514
								18	2	1:43.034	27.588	38.286	37.160	195.7	38:00.548
								19	2	1:41.705	27.551	37.036	37.118	198.5	39:42.253
<b>411</b> Porsche 911 2.0L 1. Lukas BUCHER GTL															
1	1	2:47.400	1:22.884	42.513	42.003	111.0	2:47.400	1	1	1:52.606	30.581	42.177	39.848	157.4	4:40.006
2	1	1:47.636	30.153	39.450	38.033	186.9	6:27.642	3	1	3:10.240 B	28.505	39.113	2:02.622	187.2	9:37.882
4	1	1:50.264	34.815	37.642	37.807	132.4	11:28.146	5	1	1:45.336	27.890	38.188	39.258	199.6	13:13.482
6	1	1:43.673	27.949	37.982	37.742	199.3	14:57.155	7	1	1:43.230	28.072	37.819	37.339	200.7	16:40.385
8	1	1:44.060	28.625	37.804	37.631	202.6	18:24.445	9	1	1:42.864	27.989	37.605	37.270	197.1	20:07.309
10	1	1:43.806	28.142	38.228	37.436	197.1	21:51.115	11	1	1:43.857	28.209	37.670	37.978	196.7	23:34.972
12	1	1:45.345	29.780	37.681	37.884	175.3	25:20.317	13	1	1:44.065	28.379	37.758	37.928	189.8	27:04.382
14	1	1:44.058	28.257	38.106	37.695	198.2	28:48.440	15	1	1:43.012	28.343	37.290	37.379	198.5	30:31.452
16	1	2:22.111	1:03.659	40.073	38.379	98.1	2:22.111	16	1	1:43.806	28.370	38.151	37.285	183.4	4:05.917
2	1	1:43.244	28.124	37.816	37.304	184.6	5:49.161	3	1	1:42.529	27.727	37.455	37.347	196.4	7:31.690
4	1	3:11.134 B	28.117	38.780	2:04.237	188.5	10:42.824	5	1	1:53.023	37.594	37.782	37.647	109.2	12:35.847
6	1	1:43.112	27.861	37.859	37.610	190.8	14:18.959	7	1	1:43.367	27.861	37.623	37.883	183.1	16:02.326
8	1	1:44.496	28.593	38.179	37.724	195.7	17:46.822	9	1	1:45.349	28.712	38.166	38.471	196.7	19:32.171
10	1	6:15.059 B	28.420	38.123	5:08.516	176.2	25:47.230	11	1	1:55.002	39.615	38.231	37.156	105.2	27:42.232
12	1	1:43.641	28.238	38.037	37.366	191.5	29:25.873	13	1	1:45.012	28.315	38.178	38.519	177.0	31:10.885
14	1	1:44.219	28.839	38.297	37.083	180.3	32:55.104	15	1	1:42.880	28.291	37.552	37.037	175.9	34:37.984
16	1	1:46.837	28.720	40.664	37.453	176.5	16:51.814								
<b>177</b> Porsche 911 2.0L 1. Seb PEREZ 2. Sennan FIELDING EUI															
1	1	3:28.105	1:54.463	56.715	36.927	113.8	3:28.105								
2	1	1:42.887	27.459	38.353	37.075	202.2	5:10.992								
3	1	1:40.889	27.225	36.774	36.890	202.6	6:51.881								
4	1	1:40.313	26.953	36.479	36.881	202.6	8:32.194								
5	1	4:37.568 B	27.919	39.407	3:30.242	203.4	13:09.762								
6	2	1:55.215	36.940	39.388	38.887	122.2	15:04.977								
7	2	1:46.837	28.720	40.664	37.453	176.5	16:51.814								
<b>757</b> Porsche 911 2.0L 1. Jürgen RUDOLPH GTL															



## 2.0L CUP GRAND PRIX DE L'AGE D'OR PRIVATE PRACTICE

### Sector Analysis

														Lap under Red Flag	Invalidated Lap	Personal Best	Session Best	B Crossing the pit lane
Lap	D	Time	Sector 1	Sector 2	Sector 3	T. Spd	Elapsed	Lap	D	Time	Sector 1	Sector 2	Sector 3	T. Spd	Elapsed			
1	1	2:45.839	1:20.966	43.604	41.269	103.7	2:45.839											
2	1	1:51.213	30.688	40.705	39.820	177.3	4:37.052											
3	1	1:48.134	29.367	39.250	39.517	184.3	6:25.186											
4	1	<b>1:47.602</b>	29.345	<b>38.863</b>	39.394	188.2	8:12.788											
5	1	1:48.234	29.147	39.267	39.820	190.1	10:01.022											
6	1	1:49.964	30.535	40.201	<b>39.228</b>	176.8	11:50.986											
7	1	5:37.584 <b>B</b>	<b>29.022</b>	39.285	4:29.277	185.9	17:28.570											
8	1	1:59.775	37.340	41.788	40.647	112.0	19:28.345											

<b>919</b>		Porsche 911 2.0L 1.Frank STRICKER														GTL
1	1	3:20.610	1:45.335	49.879	45.396	88.3	3:20.610									
2	1	1:58.179	33.972	43.704	40.503	142.5	5:18.789									
3	1	1:50.053	31.251	39.544	39.258	157.9	7:08.842									
4	1	1:46.825	29.011	39.178	38.636	200.0	8:55.667									
5	1	1:46.841	29.350	38.909	38.582	184.0	10:42.508									
6	1	1:46.254	28.979	38.625	38.650	197.1	12:28.762									
7	1	1:45.762	28.849	38.540	38.373	187.5	14:14.524									
8	1	1:48.878	28.980	40.305	39.593	189.5	16:03.402									
9	1	1:47.570	28.849	39.677	39.044	197.4	17:50.972									
10	1	1:45.570	<b>28.833</b>	38.250	38.487	192.2	19:36.542									
11	1	1:47.279	29.032	38.515	39.732	186.9	21:23.821									
12	1	3:44.342 <b>B</b>	29.519	38.608	2:36.215	186.2	25:08.163									
13	1	1:59.757	38.222	41.385	40.150	111.7	27:07.920									
14	1	1:47.781	30.176	38.920	38.685	166.7	28:55.701									
15	1	1:47.364	29.820	38.785	38.759	165.6	30:43.065									
16	1	<b>1:45.555</b>	29.170	<b>38.101</b>	<b>38.284</b>	185.2	32:28.620									
17	1	3:09.085 <b>B</b>	33.022	38.476	1:57.587	141.5	35:37.705									
18	1	1:55.094	37.038	38.992	39.064	120.5	37:32.799									