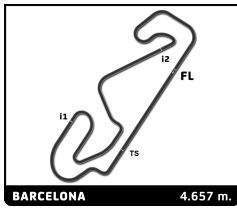


SIXTIES' ENDURANCE  
ESPIRITU DE MONTJUÏC  
RACE

Sector Analysis

Lap under Red Flag    Invalidated Lap    ■ Personal Best    ■ Session Best    ■ Crossing the pit lane

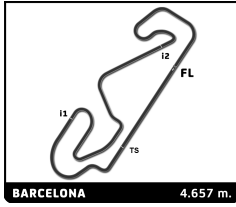
Lap	D	Time	Sector 1	Sector 2	Sector 3	T. Spd	Elapsed	Lap	D	Time	Sector 1	Sector 2	Sector 3	T. Spd	Elapsed	
<b>3</b> Shelby Cobra Daytona Coupe 1965 1.Armand MILLE <span style="float: right;">GT5</span>																
1	1	2:13.005	39.800	53.104	40.101		2:13.005	3	1	3:28.285	1:25.573	1:12.885	49.827	58.0	9:27.821	
2	1	3:20.280	52.984	1:32.336	54.960	170.3	5:33.285	4	1	2:31.980	44.863	1:02.047	45.070	183.7	11:59.801	
3	1	3:20.387	1:19.664	1:17.598	43.125	58.1	8:53.672	5	1	2:31.302	44.524	1:02.066	44.712	163.6	14:31.103	
4	1	2:05.469	36.768	50.697	38.004	232.8	10:59.141	6	1	2:25.864	42.843	59.452	43.569	188.5	16:56.967	
5	1	2:06.879	36.925	51.834	38.120	234.3	13:06.020	7	1	2:26.074	43.243	59.703	43.128	189.8	19:23.041	
6	1	2:06.705	36.780	51.632	38.293	229.8	15:12.725	8	1	26:58.001 <b>B</b>	42.426	58.181	...	188.5	46:21.042	
7	1	2:05.677	36.549	50.925	38.203	225.5	17:18.402	9	1	3:13.154	1:12.019	1:11.374	49.761	94.3	49:34.196	
8	1	2:06.027	37.159	50.837	38.031	224.1	19:24.429	10	1	2:40.293	49.718	1:04.518	46.057	131.5	52:14.489	
9	1	2:06.619	36.381	51.676	38.562	239.5	21:31.048	11	1	2:29.408	45.400	1:00.229	43.779	168.7	54:43.897	
10	1	2:17.485	37.129	56.610	43.746	227.8	23:48.533	12	1	2:27.699	45.137	59.579	42.983	189.5	57:11.596	
11	1	3:41.338	54.084	1:37.704	1:09.550	142.9	27:29.871	13	1	2:41.191 <b>B</b>	43.493	1:01.697	56.001	191.2	59:52.787	
12	1	2:43.883	58.439	1:00.931	44.513	116.1	30:13.754	14	1	8:50.436	7:09.896	57.534	43.006	123.1	1:08:43.223	
13	1	2:07.763	38.361	51.025	38.377	232.3	32:21.517	15	1	2:17.019	40.209	55.716	41.094	206.1	1:11:00.242	
14	1	2:05.656	36.778	50.523	38.355	225.5	34:27.173	16	1	2:38.710	39.838	1:02.202	56.670	206.1	1:13:38.952	
15	1	2:04.813	36.467	50.355	37.991	227.4	36:31.986	17	1	3:28.522	1:11.731	1:20.123	56.668	75.8	1:17:07.474	
16	1	2:04.695	36.560	50.156	37.979	225.9	38:36.681	18	1	3:13.762	1:11.892	1:17.983	43.887	77.1	1:20:21.236	
17	1	2:35.053	36.383	1:02.655	56.015	227.8	41:11.734	19	1	3:25.656	48.648	1:15.252	1:21.756	152.5	1:23:46.892	
18	1	3:32.079	1:10.223	1:23.678	58.178	83.5	44:43.813	20	1	3:41.854	1:41.578	1:14.493	45.783	46.9	1:27:28.746	
19	1	2:14.395	46.328	50.366	37.701	177.3	46:58.208	21	1	2:18.432	41.364	55.244	41.824	185.9	1:29:47.178	
20	1	2:05.086	36.272	50.907	37.907	234.3	49:03.294	22	1	2:19.464	41.235	56.485	41.744	191.5	1:32:06.642	
21	1	2:05.650	36.789	50.772	38.089	229.3	51:08.944	23	1	2:16.111	39.041	56.688	40.382	206.5	1:34:22.753	
22	1	2:04.692	36.354	50.575	37.763	233.8	53:13.636	24	1	2:15.158	39.901	54.281	40.976	198.2	1:36:37.911	
23	1	2:04.590	36.327	50.372	37.891	229.8	55:18.226	25	1	2:16.014	39.267	56.287	40.460	191.8	1:38:53.925	
24	1	2:05.669	36.465	50.380	38.824	229.8	57:23.895	26	1	2:14.892	39.130	54.677	41.085	212.6	1:41:08.817	
25	1	2:04.932	36.109	50.882	37.941	233.8	59:28.827	27	1	2:13.630	39.470	54.151	40.009	211.4	1:43:22.447	
26	1	2:04.179	36.123	50.193	37.863	235.8	1:01:33.006	28	1	2:14.685	40.121	53.859	40.705	225.5	1:45:37.132	
27	1	2:25.911	36.421	1:11.724	37.766	234.8	1:03:58.917	29	1	2:14.958	38.612	54.760	41.586	213.0	1:47:52.090	
28	1	2:05.070	36.322	50.407	38.341	228.8	1:06:03.987	30	1	2:16.361	39.132	57.101	40.128	204.9	1:50:08.451	
29	1	2:04.733	36.451	50.167	38.115	236.3	1:08:08.720	31	1	2:20.905	39.051	57.941	43.913	204.2	1:52:29.356	
30	1	3:41.417 <b>B</b>	36.212	50.656	2:14.549	231.8	1:11:50.137									
31	1	8:11.734	5:51.265	1:22.170	58.299	82.5	1:20:01.871									
32	1	3:38.846	57.086	1:19.812	1:21.948	80.9	1:23:40.717									
33	1	3:41.691	1:41.871	1:16.265	43.555	51.5	1:27:22.408									
34	1	2:06.243	36.805	50.824	38.614	230.3	1:29:28.651									
35	1	2:06.289	36.722	51.536	38.031	223.1	1:31:34.940									
36	1	2:05.139	36.380	50.414	38.345	230.3	1:33:40.079									
37	1	2:05.686	36.575	50.825	38.286	238.4	1:35:45.765									
38	1	2:04.245	36.263	50.192	37.790	232.3	1:37:50.010									
39	1	2:08.724	36.331	52.952	39.441	234.3	1:39:58.734									
40	1	2:07.032	37.755	51.222	38.055	217.3	1:42:05.766									
41	1	2:05.146	36.300	50.211	38.635	235.3	1:44:10.912									
42	1	2:05.031	36.598	50.458	37.975	230.8	1:46:15.943									
43	1	2:04.687	36.428	50.237	38.022	233.8	1:48:20.630									
44	1	2:04.822	36.527	50.472	37.823	232.8	1:50:25.452									
45	1	2:13.179	36.290	50.320	46.569	236.8	1:52:38.631									
<b>4</b> Jaguar E-Type 3.8 1963 1.Jeanne MILLE 2.Hervé ORDIONI <span style="float: right;">GT4</span>																
1	1	2:52.081	58.571	1:02.971	50.539		2:52.081									
2	1	3:07.455	52.318	1:21.763	53.374	153.8	5:59.536									
<b>7</b> Shelby Cobra 289 1963 1.Eugène DELEPLANQUE <span style="float: right;">GT5</span>																
1	1	2:16.626	42.941	53.549	40.136		2:16.626									
2	1	3:18.220	50.722	1:32.730	54.768	159.8	5:34.846									
3	1	3:20.742	1:20.150	1:17.476	43.116	48.6	8:55.588									
4	1	2:08.416	37.445	51.703	39.268	233.3	11:04.004									
5	1	2:07.648	37.303	51.594	38.751	224.1	13:11.652									
6	1	2:07.302	37.140	51.402	38.760	225.5	15:18.954									
7	1	2:07.757	37.221	51.458	39.078	225.9	17:26.711									
8	1	2:07.473	37.134	51.386	38.953	223.6	19:34.184									
9	1	2:07.585	37.185	51.307	39.093	222.2	21:41.769									
10	1	2:15.686	37.232	54.967	43.487	223.1	23:57.455									
11	1	3:34.906	49.229	1:36.913	1:08.764	193.5	27:32.361									
12	1	2:44.935	1:00.017	1:00.922	43.996	103.6	30:17.296									
13	1	2:08.283	37.636	51.895	38.752	225.9	32:25.579									
14	1	2:08.186	37.365	51.499	39.322	228.3	34:33.765									
15	1	2:07.325	37.298	50.861	39.166	224.5	36:41.090									
16	1	2:07.062	37.551	50.908	38.603	227.4	38:48.152									
17	1	2:44.000		36.858	1:09.308	57.834	228.3	41:32.152								
18	1	5:40.398 <b>B</b>	1:09.433	1:20.906	3:10.059	80.4	47:12.550									
19	1	6:24.896	4:54.216	51.551	39.129	151.0	53:37.446									
20	1	2:09.932	38.267	51.724	39.941	224.5	55:47.378									
21	1	2:09.400	37.436	52.609	39.355	222.2	57:56.778									



# SIXTIES' ENDURANCE ESPÍRITU DE MONTJUÏC RACE

## Sector Analysis

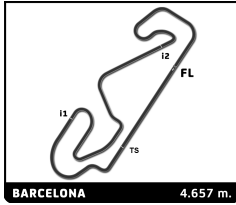
		Lap under Red Flag						Invalidated Lap		Personal Best		Session Best		B Crossing the pit lane	
Lap	D	Time	Sector 1	Sector 2	Sector 3	T. Spd	Elapsed	Lap	D	Time	Sector 1	Sector 2	Sector 3	T. Spd	Elapsed
22	1	2:08.293	37.710	51.715	38.868	226.4	1:00:05.071	28	1	3:28.655	1:11.640	1:20.338	56.677	75.1	1:17:06.637
23	1	2:09.895	37.151	51.468	41.276	227.4	1:02:14.966	29	1	3:12.782	1:11.880	1:17.125	43.777	74.9	1:20:19.419
24	1	2:32.546	1:01.248	52.085	39.213	97.9	1:04:47.512	30	1	3:25.978	46.447	1:18.242	1:21.289	148.4	1:23:45.397
25	1	2:08.263	37.099	51.591	39.573	224.5	1:06:55.775	31	1	3:39.587	1:41.855	1:14.212	43.520	47.8	1:27:24.984
26	1	2:09.250	37.597	52.335	39.318	224.1	1:09:05.025	32	1	2:16.175	39.698	54.233	42.244	215.1	1:29:41.159
27	1	2:08.064	37.335	51.294	39.435	224.5	1:11:13.089	33	1	2:18.593	40.314	56.482	41.797	203.4	1:31:59.752
28	1	2:29.227	39.414	59.628	50.185	224.1	1:13:42.316	34	1	2:18.912	40.617	56.710	41.585	186.5	1:34:18.664
29	1	3:28.297	1:12.204	1:19.655	56.438	70.4	1:17:10.613	35	1	2:17.944	39.892	54.729	43.323	194.9	1:36:36.608
30	1	3:18.688	1:12.405	1:19.017	47.266	77.8	1:20:29.301	36	1	2:15.668	39.767	54.707	41.194	206.5	1:38:52.276
31	1	3:21.093	48.720	1:11.331	1:21.042	133.5	1:23:50.394	37	1	2:18.742	39.549	54.553	44.640	210.9	1:41:11.018
32	1	3:42.957	1:42.249	1:13.979	46.729	45.5	1:27:33.351	38	1	2:15.536	39.783	54.631	41.122	210.9	1:43:26.554
33	1	2:15.376	40.559	53.867	40.950	198.2	1:29:48.727	39	1	2:14.207	39.508	54.327	40.372	222.2	1:45:40.761
34	1	2:11.855	39.618	51.631	40.606	209.7	1:32:00.582	40	1	2:13.613	39.067	54.185	40.361	216.9	1:47:54.374
35	1	2:11.698	38.026	52.880	40.792	211.8	1:34:12.280	41	1	2:15.552	39.237	55.406	40.909	218.6	1:50:09.926
36	1	2:09.614	38.003	52.900	38.711	220.9	1:36:21.894	42	1	2:17.553	39.953	56.046	41.554	216.4	1:52:27.479
37	1	2:07.820	37.850	51.245	38.725	203.8	1:38:29.714	<b>10</b> Shelby Cobra 289 1964 1. Max HUBER GT5							
38	1	2:07.425	37.261	51.271	38.893	216.4	1:40:37.139	1	1	2:09.838	37.050	51.870	40.918		2:09.838
39	1	2:07.067	37.087	51.130	38.850	222.2	1:42:44.206	2	1	3:19.200	51.798	1:32.729	54.673	152.3	5:29.038
40	1	2:08.090	37.341	51.472	39.277	221.8	1:44:52.296	3	1	3:21.570	1:19.514	1:18.785	43.271	62.9	8:50.608
41	1	2:08.678	37.160	51.570	39.948	228.3	1:47:00.974	4	1	2:07.635	37.309	51.846	38.480	232.3	10:58.243
42	1	2:08.978	37.881	52.017	39.080	226.4	1:49:09.952	5	1	2:08.568	37.529	52.134	38.905	230.3	13:06.811
43	1	2:07.422	37.208	51.553	38.661	223.1	1:51:17.374	6	1	2:07.374	36.610	51.479	39.285	234.3	15:14.185
44	1	2:29.454	37.035	57.979	54.440	220.9	1:53:46.828	7	1	2:06.821	36.863	51.275	38.683	234.3	17:21.006
<b>8</b>		Jaguar E-Type 3.8 1965				GT4		8	1	2:06.983	36.807	51.172	39.004	232.3	19:27.989
		1. Xavier GALANT						9	1	2:06.721	36.865	51.251	38.605	232.3	21:34.710
1	1	2:29.092	49.739	57.885	41.468		2:29.092	10	1	2:17.149	37.500	56.258	43.391	229.3	23:51.859
2	1	3:19.217	50.583	1:34.539	54.095	91.1	5:48.309	11	1	3:39.140	52.863	1:36.942	1:09.335	168.5	27:30.999
3	1	3:21.732	1:24.148	1:15.368	42.216	56.0	9:10.041	12	1	2:44.720	59.142	1:01.109	44.469	115.8	30:15.719
4	1	2:16.800	39.651	55.513	41.636	204.2	11:26.841	13	1	2:08.634	38.668	51.788	38.178	226.9	32:24.353
5	1	2:16.808	39.781	54.722	42.305	217.7	13:43.649	14	1	2:21.832	36.684	51.059	54.089	237.9	34:46.185
6	1	2:14.861	39.422	54.510	40.929	211.8	15:58.510	15	1	2:09.882	38.454	52.099	39.329	208.5	36:56.067
7	1	2:16.495	39.468	55.889	41.138	211.8	18:15.005	16	1	2:16.808B	36.909	52.437	47.462	231.3	39:12.875
8	1	2:14.040	39.124	54.314	40.602	216.4	20:29.045	17	1	3:57.996	1:22.045	1:26.267	1:09.684	106.3	43:10.871
9	1	2:14.781	39.193	54.093	41.495	211.8	22:43.826	18	1	3:09.149	1:28.854	1:01.713	38.582	58.1	46:20.020
10	1	2:15.470	39.755	54.884	40.831	204.5	24:59.296	19	1	2:08.071	37.282	52.211	38.578	224.1	48:28.091
11	1	2:52.186	41.021	1:03.747	1:07.418	180.3	27:51.482	20	1	2:07.221	37.066	51.232	38.923	232.3	50:35.312
12	1	2:45.352	1:04.254	58.503	42.595	78.5	30:36.834	21	1	2:06.446	36.887	51.249	38.310	232.8	52:41.758
13	1	2:16.551	40.049	56.387	40.115	196.7	32:53.385	22	1	2:05.838	36.630	51.179	38.029	234.3	54:47.596
14	1	2:13.273	38.639	53.628	41.006	223.6	35:06.658	23	1	2:06.288	37.234	50.871	38.183	233.8	56:53.884
15	1	2:13.376	38.836	54.106	40.434	224.1	37:20.034	24	1	2:06.909	36.756	51.770	38.383	236.3	59:00.793
16	1	2:13.018	39.061	53.785	40.172	216.9	39:33.052	25	1	2:06.921	36.868	51.250	38.803	232.3	1:01:07.714
17	1	3:33.986	50.900	1:32.168	1:10.918	206.1	43:07.038	26	1	5:37.011B	36.784	1:15.542	3:44.685	236.3	1:06:44.725
18	1	3:11.355	1:26.954	1:03.814	40.587	68.2	46:18.393	27	1	5:55.657	4:09.021	52.544	54.092	146.5	1:12:40.382
19	1	2:12.320	38.520	53.657	40.143	207.7	48:30.713	28	1	3:24.353	1:09.924	1:19.559	54.870	82.8	1:16:04.735
20	1	2:12.077	38.626	52.867	40.584	217.7	50:42.790	29	1	3:25.683	1:08.522	1:21.593	55.568	90.7	1:19:30.418
21	1	2:13.571	38.844	54.436	40.291	215.1	52:56.361	30	1	3:59.867	54.595	1:42.811	1:22.461	161.7	1:23:30.285
22	1	2:13.217	38.505	54.234	40.478	226.4	55:09.578	31	1	3:44.892	1:41.534	1:19.509	43.849	54.6	1:27:15.177
23	1	2:13.945	39.021	53.951	40.973	215.6	57:23.523	32	1	2:11.542	37.823	54.060	39.659	226.4	1:29:26.719
24	1	2:14.315	38.891	53.879	41.545	217.3	59:37.838	33	1	2:09.247	37.484	52.891	38.872	225.0	1:31:35.966
25	1	2:14.276	39.611	53.837	40.828	211.4	1:01:52.114	34	1	2:13.364	38.588	54.680	40.096	229.8	1:33:49.330
26	1	2:41.196B	46.789	1:03.600	50.807	214.3	1:04:33.310	35	1	2:33.965B	40.967	57.685	55.313	221.8	1:36:23.295
27	1	9:04.672	7:06.555	1:00.304	57.813	134.3	1:13:37.982								



# SIXTIES' ENDURANCE ESPIRITU DE MONTJUIC RACE

## Sector Analysis

Lap under Red Flag											Invalidated Lap	Personal Best	Session Best	B Crossing the pit lane	
Lap	D	Time	Sector 1	Sector 2	Sector 3	T. Spd	Elapsed	Lap	D	Time	Sector 1	Sector 2	Sector 3	T. Spd	Elapsed
<b>13</b>		<b>Lotus Elan 26R 1965</b>										GT2			
		1.Shaun LYNN													
		2.Maxwell LYNN													
1	1	2:20.282	42.734	54.180	43.368		2:20.282	7	1	<del>2:09.842</del>	37.676	52.330	<del>39.836</del>	231.3	17:54.279
2	1	3:18.135	50.261	1:32.746	55.128	154.5	5:38.417	8	1	2:10.118	38.783	52.174	39.161	201.1	20:04.397
3	1	3:20.015	1:20.602	1:17.034	42.379	44.7	8:58.432	9	1	2:09.093	37.645	51.821	39.627	225.9	22:13.490
4	1	2:11.022	38.446	53.666	38.910	213.4	11:09.454	10	1	2:22.472	39.227	59.278	43.967	233.8	24:35.962
5	1	2:10.612	38.332	53.096	39.184	211.8	13:20.066	11	1	3:07.185	43.385	1:15.574	1:08.226	177.0	27:43.147
6	1	2:10.371	38.316	53.176	38.879	210.9	15:30.437	12	1	2:48.585	1:02.915	58.997	46.673	87.6	30:31.732
7	1	2:10.701	38.148	52.553	40.000	212.2	17:41.138	13	1	2:09.616	38.397	51.459	39.760	216.4	32:41.348
8	1	2:11.095	38.345	52.649	40.101	213.4	19:52.233	14	1	2:08.737	37.308	52.452	38.977	233.3	34:50.085
9	1	2:11.227	38.367	53.315	39.545	213.9	22:03.460	15	1	2:07.974	37.137	52.068	38.769	234.8	36:58.059
10	1	2:15.915	39.022	55.755	41.138	214.7	24:19.375	16	1	2:07.914	37.151	51.583	39.180	231.8	39:05.973
11	1	3:20.025	40.186	1:31.537	1:08.302	190.8	27:39.400	17	1	2:47.672	37.179	1:14.131	56.362	232.8	41:53.645
12	1	2:40.856	1:00.445	1:00.280	40.131	95.0	30:20.256	18	1	3:18.457	1:11.338	1:20.249	46.870	75.1	45:12.102
13	1	2:13.943	40.574	54.549	38.820	204.9	32:34.199	19	1	2:09.098	37.649	52.077	39.372	222.7	47:21.200
14	1	2:09.991	38.603	52.411	38.977	214.7	34:44.190	20	1	2:08.239	37.391	51.330	39.518	233.3	49:29.439
15	1	2:10.193	38.111	53.376	38.706	213.9	36:54.383	21	1	2:07.697	37.209	51.825	38.663	230.8	51:37.136
16	1	2:08.878	37.632	52.514	38.732	213.9	39:03.261	22	1	<b>2:06.931</b>	<b>37.075</b>	<b>51.286</b>	<b>38.570</b>	233.3	53:44.067
17	1	2:49.097	37.653	1:14.493	56.951	213.4	41:52.358	23	1	2:09.326	37.147	51.629	40.550	214.7	55:53.393
18	1	3:19.577	1:10.991	1:21.120	47.466	78.6	45:11.935	24	1	6:19.496 <b>B</b>	37.677	53.662	4:48.157	227.8	1:02:12.889
19	1	2:09.720	38.273	53.025	38.422	214.7	47:21.655	25	2	4:43.803	3:08.688	53.694	41.421	123.7	1:06:56.692
20	1	2:08.178	37.407	52.068	38.703	214.3	49:29.833	26	2	2:13.494	38.617	54.463	40.414	221.8	1:09:10.186
21	1	<del>2:08.087</del>	37.568	52.154	<del>38.365</del>	214.7	51:37.920	27	2	2:12.543	39.799	53.107	39.637	230.8	1:11:22.729
22	1	<del>2:07.637</del>	<del>37.338</del>	51.977	38.322	214.7	53:45.557	28	2	2:21.759	38.591	55.242	47.926	228.3	1:13:44.488
23	1	2:08.614	37.989	51.927	38.698	214.7	55:54.171	29	2	3:27.621	1:12.017	1:20.036	55.568	72.2	1:17:12.109
24	1	2:11.315	37.453	53.576	40.286	214.7	58:05.486	30	2	3:19.345	1:12.914	1:19.387	47.044	83.4	1:20:31.454
25	1	2:09.685	38.273	52.713	38.699	213.4	1:00:15.171	31	2	3:20.277	50.592	1:10.016	1:19.669	115.9	1:23:51.731
26	1	2:26.392 <b>B</b>	38.312	53.075	55.005	213.9	1:02:41.563	32	2	3:42.086	1:42.267	1:13.736	46.083	45.0	1:27:33.817
27	2	7:34.581	6:02.351	53.819	38.411	137.9	1:10:16.144	33	2	2:18.677	41.000	57.007	40.670	196.0	1:29:52.494
28	2	2:26.299	38.098	53.687	54.514	212.6	1:12:42.443	34	2	2:17.222	39.926	56.594	40.702	208.1	1:32:09.716
29	2	3:24.710	1:09.928	1:19.684	55.098	81.0	1:16:07.153	35	2	2:15.055	39.906	54.664	40.485	198.2	1:34:24.771
30	2	3:23.977	1:07.881	1:20.889	55.207	85.9	1:19:31.130	36	2	2:13.757	38.440	54.599	40.718	223.1	1:36:38.528
31	2	3:59.760	54.607	1:42.669	1:22.484	143.2	1:23:30.890	37	2	2:18.422	39.242	56.329	42.851	199.3	1:38:56.950
32	2	3:44.876	1:42.260	1:18.802	43.814	55.2	1:27:15.766	38	2	2:14.234	38.865	53.930	41.439	210.9	1:41:11.184
33	2	2:14.301	38.096	52.620	43.585	213.9	1:29:30.067	39	2	2:12.356	38.558	54.124	39.674	220.4	1:43:23.540
34	2	2:07.218	37.311	51.544	38.363	214.7	1:31:37.285	40	2	2:10.874	38.530	53.004	39.340	205.3	1:45:34.414
35	2	2:07.995	38.114	51.998	37.883	213.9	1:33:45.280	41	2	2:17.329	38.432	56.894	42.003	231.3	1:47:51.743
36	2	2:06.320	<b>37.063</b>	51.655	37.602	213.9	1:35:51.600	42	2	2:12.175	38.166	53.969	40.040	224.1	1:50:03.918
37	2	2:06.510	37.326	51.595	37.589	214.3	1:37:58.110	43	2	2:13.238	37.833	55.713	39.692	229.8	1:52:17.156
38	2	2:07.348	37.102	52.446	37.800	213.9	1:40:05.458	44	2	<b>3:01.346</b>	46.282	1:18.730	56.334	154.7	1:55:18.502
39	2	2:07.533	37.890	51.856	37.787	214.7	1:42:12.991								
40	2	<b>2:05.955</b>	37.202	<b>51.093</b>	37.660	213.9	1:44:18.946								
41	2	2:06.479	37.214	51.739	<b>37.526</b>	214.3	1:46:25.425								
<b>16</b>		<b>Shelby Cobra 289 1965</b>										GT5			
		1.Damien KOHLER													
		2.José DA ROCHA													
1	1	2:32.159	54.098	53.925	44.136		2:32.159	1	1	2:11.782	39.950	52.528	39.304		2:11.782
2	1	3:18.635	49.051	1:34.956	54.628	128.9	5:50.794	2	1	3:19.128	52.100	1:32.410	54.618	176.2	5:30.910
3	1	3:22.234	1:23.690	1:15.637	42.907	51.5	9:13.028	3	1	3:21.367	1:20.019	1:17.802	43.546	58.8	8:52.277
4	1	2:11.556	39.486	52.767	39.303	198.2	11:24.584	4	1	2:06.476	36.539	51.390	38.547	238.4	10:58.753
5	1	2:10.004	38.112	52.678	39.214	215.6	13:34.588	5	1	2:06.885	36.450	51.954	38.481	241.6	13:05.638
6	1	2:09.849	38.612	52.038	39.199	220.0	15:44.437	6	1	2:06.725	36.497	51.802	38.426	238.9	15:12.363
								7	1	2:06.644	36.269	51.793	38.582	240.5	17:19.007
								8	1	2:05.063	36.067	50.666	38.330	243.8	19:24.070
								9	1	2:06.008	36.278	51.858	37.872	243.8	21:30.078
								10	1	2:17.039	36.536	56.103	44.400	238.9	23:47.117
								11	1	3:40.857	54.039	1:37.459	1:09.359	149.2	27:27.974
								12	1	2:45.171	58.881	1:00.605	45.685	117.6	30:13.145

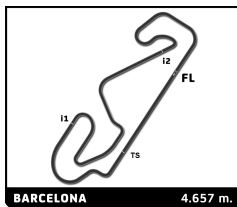


# SIXTIES' ENDURANCE ESPIRITU DE MONTJUIC RACE

## Sector Analysis

													Lap under Red Flag	Invalidated Lap	Personal Best	Session Best	Crossing the pit lane							
Lap	D	Time	Sector 1	Sector 2	Sector 3	T. Spd	Elapsed	Lap	D	Time	Sector 1	Sector 2	Sector 3	T. Spd	Elapsed									
13	1	2:18.433	45.979	53.188	39.266	230.8	32:31.578	20	1	5:41.739	4:05.830	54.482	41.427	149.4	55:52.973									
14	1	2:08.292	36.488	51.879	39.925	237.9	34:39.870	21	1	2:12.906	37.731	54.424	40.751	227.4	58:05.879									
15	1	2:06.762	36.472	52.073	38.217	239.5	36:46.632	22	1	2:11.443	38.365	53.236	39.842	224.5	1:00:17.322									
16	1	2:05.555	35.786	51.277	38.492	241.1	38:52.187	23	1	2:21.282	37.980	53.706	49.596	228.3	1:02:38.604									
17	1	2:41.843	36.487	1:09.531	55.825	239.5	41:34.030	24	1	2:27.403	53.424	54.061	39.918	103.1	1:05:06.007									
18	1	3:25.334	1:09.847	1:20.472	55.015	87.4	44:59.364	25	1	2:12.771	37.829	53.854	41.088	228.8	1:07:18.778									
19	1	2:06.563	36.603	51.900	38.060	228.8	47:05.927	26	1	2:13.267	38.132	54.221	40.914	227.4	1:09:32.045									
20	1	2:06.868	37.249	51.608	38.011	240.0	49:12.795	27	1	2:13.764	38.467	54.459	40.838	204.5	1:11:45.809									
21	1	2:05.967	35.775	51.255	38.937	243.2	51:18.762	28	1	2:46.039	42.632	1:10.771	52.636	216.4	1:14:31.848									
22	1	2:07.641	35.911	52.345	39.385	240.5	53:26.403	29	1	3:49.740	1:09.691	1:31.906	1:08.143	93.7	1:18:21.588									
23	1	2:06.703	36.309	52.068	38.326	242.2	55:33.106	30	1	2:16.262	1:21.778	1:05.811	48.673	66.5	1:21:37.850									
24	1	2:06.301	36.469	51.611	38.221	235.8	57:39.407	31	1	2:48.457	50.990	1:07.133	50.334	137.1	1:24:26.307									
25	1	2:05.673	36.091	51.349	38.233	238.9	59:45.080	32	1	3:12.793	1:17.044	1:09.935	45.814	92.8	1:27:39.100									
26	1	2:09.022	37.582	52.592	38.848	199.6	1:01:54.102	33	1	2:14.538	39.874	54.360	40.304	203.8	1:29:53.638									
27	1	2:26.568	45.751	1:01.595	39.222	216.9	1:04:20.670	34	1	2:13.787	38.551	53.905	41.331	211.8	1:32:07.425									
28	1	2:06.825	36.164	52.027	38.634	241.1	1:06:27.495	35	1	2:13.900	38.969	54.499	40.432	213.9	1:34:21.325									
29	1	2:09.592	37.002	52.954	39.636	236.8	1:08:37.087	36	1	2:14.238	38.750	54.089	41.399	206.5	1:36:35.563									
30	1	3:37.726 B	37.521	52.731	2:07.474	216.4	1:12:14.813	37	1	2:12.928	38.941	53.978	40.009	208.1	1:38:48.491									
31	2	6:58.377	4:47.936	1:14.334	56.107	145.2	1:19:13.190	38	1	2:13.910	39.426	54.068	40.416	188.2	1:41:02.401									
32	2	4:16.403	1:10.511	1:43.499	1:22.393	82.1	1:23:29.593	39	1	2:14.162	38.657	54.313	41.192	223.1	1:43:16.563									
33	2	3:45.010	1:41.372	1:19.407	44.231	54.3	1:27:14.603	40	1	2:15.915	39.240	55.417	41.258	211.8	1:45:32.478									
34	2	2:07.498	37.080	51.855	38.563	214.3	1:29:22.101	41	1	2:18.924	40.507	56.301	42.116	207.3	1:47:51.402									
35	2	2:06.504	36.963	51.873	37.668	221.8	1:31:28.605	42	1	2:15.901	39.436	55.634	40.831	210.5	1:50:07.303									
36	2	2:04.322	35.938	50.952	37.432	236.8	1:33:32.927	43	1	2:16.807	38.982	56.343	41.482	230.3	1:52:24.110									
37	2	2:04.745	36.380	50.690	37.675	233.3	1:35:37.672								<b>24</b> Jaguar E-Type 3.8 1963 1.François FILLON GT4 2.André RAULIN									
38	2	2:05.760	36.738	51.215	37.807	231.8	1:37:43.432	1	2	2:28.623	50.574	56.130	41.919		2:28.623									
39	2	2:03.773	36.025	50.655	37.093	239.5	1:39:47.205	2	2	3:18.790	50.197	1:34.723	53.870	139.4	5:47.413									
40	2	2:04.011	35.902	50.962	37.147	232.3	1:41:51.216	3	2	3:20.109	1:23.468	1:15.847	40.794	56.6	9:07.522									
41	2	2:03.672	36.266	50.329	37.077	226.9	1:43:54.888	4	2	2:13.974	39.257	55.047	39.670	201.1	11:21.496									
42	2	2:02.742	35.570	50.076	37.096	237.9	1:45:57.630	5	2	2:12.916	38.024	54.209	40.683	219.1	13:34.412									
43	2	2:03.229	35.886	50.116	37.227	234.8	1:48:00.859	6	2	2:13.929	39.925	53.971	40.033	212.6	15:48.341									
								<b>22</b> Jaguar E-Type 3.8 1963 1.Jean-Luc BLANCHEMAIN GT4																
1	1	2:24.113	46.463	54.366	43.284		2:24.113	7	2	2:12.964	38.563	54.661	39.740	203.8	18:01.305									
2	1	3:18.636	49.749	1:33.908	54.979	166.2	5:42.749	8	2	2:12.646	38.706	54.394	39.546	215.6	20:13.951									
3	1	3:20.007	1:21.336	1:16.919	41.752	48.2	9:02.756	9	2	2:13.360	38.565	54.140	40.655	216.4	22:27.311									
4	1	2:11.441	38.524	53.210	39.707	230.3	11:14.197	10	2	2:21.356	41.824	56.734	42.798	173.6	24:48.667									
5	1	2:10.798	37.845	53.130	39.823	222.7	13:24.995	11	2	3:00.781	42.347	1:10.215	1:08.219	192.5	27:49.448									
6	1	2:11.134	38.265	53.391	39.478	220.4	15:36.129	12	2	2:44.658	1:02.135	59.662	42.861	79.3	30:34.106									
7	1	2:11.385	37.997	53.149	40.239	225.9	17:47.514	13	2	2:14.156	40.141	53.267	40.748	191.8	32:48.262									
8	1	2:11.012	37.668	53.474	39.870	228.3	19:58.526	14	2	2:13.330	38.248	54.678	40.404	213.0	35:01.592									
9	1	2:13.581	38.522	54.018	41.041	220.4	22:12.107	15	2	2:14.449	38.781	54.616	41.052	222.2	37:16.041									
10	1	2:23.354	39.335	59.641	44.378	222.2	24:35.461	16	2	2:12.575	37.973	54.395	40.207	216.4	39:28.616									
11	1	3:07.058	42.792	1:15.784	1:08.482	178.5	27:42.519	17	2	6:11.478 B	52.337	1:32.980	3:46.161	220.4	45:40.094									
12	1	2:43.324	1:02.201	59.732	41.391	88.0	30:25.843	18	1	6:19.648	4:38.431	58.841	42.376	145.0	51:59.742									
13	1	2:12.443	37.997	54.366	40.080	225.9	32:38.286	19	1	2:19.265	40.848	56.735	41.682	214.7	54:19.007									
14	1	2:11.672	37.804	53.719	40.149	225.9	34:49.958	20	1	2:17.073	39.321	55.921	41.831	216.9	56:36.080									
15	1	2:11.354	38.056	53.200	40.098	223.6	37:01.312	21	1	2:16.858	39.507	56.155	41.196	220.4	58:52.938									
16	1	2:12.369	38.233	54.129	40.007	227.8	39:13.681								<b>26</b> Jaguar E-Type 3.8 1962 1.Timmo H. MOL GT4 2.Patrick KOLB									
17	1	2:40.414	38.349	1:06.199	55.866	229.3	41:54.095	1	1	2:40.875	52.236	1:00.289	48.350		2:40.875									
18	1	3:19.742	1:11.558	1:20.229	47.955	74.3	45:13.837	2	1	3:14.766	47.688	1:33.376	53.702	154.3	5:55.641									
19	1	4:57.397 B	37.599	52.850	3:26.948	216.0	50:11.234																	





SIXTIES' ENDURANCE  
ESPIRITU DE MONTJUIC  
RACE

Sector Analysis

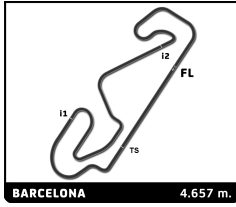
Lap under Red Flag Invalidated Lap Personal Best Session Best B Crossing the pit lane

Lap	D	Time	Sector 1	Sector 2	Sector 3	T. Spd	Elapsed	Lap	D	Time	Sector 1	Sector 2	Sector 3	T. Spd	Elapsed
3	1	3:26.994	1:25.250	1:13.729	48.015	52.5	9:22.635	12	1	2:26.891	43.300	59.357	44.234	188.5	32:42.618
4	1	2:27.565	42.594	1:00.527	44.444	213.9	11:50.200	13	1	2:24.975	41.765	59.627	43.583	202.6	35:07.593
5	1	2:28.190	44.223	58.671	45.296	212.2	14:18.390	14	1	2:20.739	41.615	56.844	42.280	199.6	37:28.332
6	1	2:25.340	42.308	59.149	43.883	203.8	16:43.730	15	1	2:24.445	41.717	1:00.057	42.671	203.8	39:52.777
7	1	2:23.166	41.030	58.127	44.009	218.2	19:06.896	16	1	3:24.047	1:03.043	1:19.339	1:01.665	87.4	43:16.824
8	1	2:24.785	42.300	58.528	43.957	198.5	21:31.681	17	1	3:13.563	1:28.041	1:03.336	42.186	60.6	46:30.387
9	1	2:25.572	42.258	59.515	43.799	208.9	23:57.253	18	1	2:19.782	40.603	56.967	42.212	203.8	48:50.169
10	1	3:34.559	49.424	1:36.070	1:09.065	190.8	27:31.812	19	1	2:19.078	40.338	56.743	41.997	205.7	51:09.247
11	1	2:46.079	59.940	1:01.181	44.958	101.3	30:17.891	20	1	2:21.111	41.451	57.344	42.316	200.0	53:30.358
12	1	2:25.631	44.583	57.889	43.159	206.9	32:43.522	21	1	4:16.299 B	40.528	57.338	2:38.433	205.7	57:46.657
13	1	2:24.947	42.656	59.158	43.133	214.3	35:08.469	22	1	6:07.819	4:17.017	1:05.846	44.956	110.3	1:03:54.476
14	1	2:20.453	41.388	56.720	42.345	197.8	37:28.922	23	1	2:23.083	42.560	58.219	42.304	203.0	1:06:17.559
15	1	2:20.758	40.653	58.438	41.667	220.9	39:49.680	24	1	2:22.757	41.388	58.122	43.247	202.6	1:08:40.316
16	1	3:24.458	1:03.661	1:18.796	1:02.001	89.0	43:14.138	25	1	2:20.956	40.459	57.242	43.255	203.8	1:11:01.272
17	1	3:11.804	1:28.493	1:02.200	41.111	56.7	46:25.942	26	1	2:39.863	42.087	1:00.781	56.995	196.7	1:13:41.135
18	1	2:16.485	39.851	55.840	40.794	221.3	48:42.427	27	1	3:28.784	1:12.187	1:20.189	56.408	68.0	1:17:09.919
19	1	2:14.510	39.202	54.842	40.466	220.0	50:56.937	28	1	3:18.309	1:12.402	1:18.572	47.335	78.3	1:20:28.228
20	1	2:13.633	38.619	54.839	40.175	224.1	53:10.570	29	1	3:21.457	48.733	1:11.770	1:20.954	147.3	1:23:49.685
21	1	2:17.181	39.601	55.422	42.158	216.0	55:27.751	30	1	3:43.410	1:41.881	1:13.934	47.595	43.8	1:27:33.095
22	1	2:15.437	39.333	55.162	40.942	220.4	57:43.188	31	1	2:31.163	44.013	1:01.283	45.867	185.9	1:30:04.258
23	1	2:26.986 B	39.079	54.946	52.961	220.0	1:00:10.174	32	1	2:29.126	43.612	59.236	46.278	179.4	1:32:33.384
24	1	10:14.362	8:39.854	55.354	39.154	133.7	1:10:24.536	33	1	2:27.914	42.737	59.504	45.673	190.5	1:35:01.298
25	1	2:28.523	38.475	53.836	56.212	222.2	1:12:53.059	34	1	2:29.041	43.027	59.486	46.528	202.6	1:37:30.339
26	1	3:24.850	1:08.361	1:21.415	55.074	80.4	1:16:17.909	35	1	2:32.231	43.950	1:01.975	46.306	201.1	1:40:02.570
27	1	3:16.114	1:09.575	1:19.899	46.640	80.8	1:19:34.023	36	1	2:25.399	41.713	58.983	44.703	203.0	1:42:27.969
28	1	4:00.950	54.282	1:43.181	1:23.487	121.6	1:23:34.973	37	1	2:28.921	42.362	1:00.654	45.905	198.5	1:44:56.890
29	1	3:42.214	1:41.259	1:18.638	42.317	49.7	1:27:17.187	38	1	2:29.342	43.497	1:00.095	45.750	180.0	1:47:26.232
30	1	2:10.540	38.608	52.384	39.548	203.8	1:29:27.727	39	1	2:29.287	43.453	1:00.793	45.041	182.7	1:49:55.519
31	1	2:09.483	37.094	53.125	39.264	215.6	1:31:37.210	40	1	2:27.425	43.385	59.708	44.332	192.9	1:52:22.944
32	1	2:09.094	38.528	52.348	38.218	212.6	1:33:46.304								
33	1	2:06.860	37.107	51.605	38.148	208.1	1:35:53.164								
34	1	2:07.994	37.380	52.161	38.453	211.4	1:38:01.158								
35	1	2:09.357	38.043	52.810	38.504	214.7	1:40:10.515								
36	1	2:10.217	37.761	53.216	39.240	215.1	1:42:20.732								
37	1	2:10.186	37.941	52.785	39.460	217.7	1:44:30.918								
38	1	2:10.151	38.161	52.907	39.083	207.7	1:46:41.069								
39	1	2:11.335	38.791	54.022	38.522	205.7	1:48:52.404								
40	1	2:08.337	37.481	51.938	38.918	213.4	1:51:00.741								
41	1	2:27.571	37.315	53.586	56.670	224.5	1:53:28.312								

Lap	D	Time	Sector 1	Sector 2	Sector 3	T. Spd	Elapsed
29							
<b>29</b> Lotus Elan 26R 1964 1. Philippe BAERT GT2							
1	1	2:43.064	54.555	1:00.952	47.557		2:43.064
2	1	3:15.356	47.836	1:34.157	53.363	152.1	5:58.420
3	1	3:27.237	1:25.652	1:13.135	48.450	53.4	9:25.657
4	1	2:25.855	43.295	59.039	43.521	199.3	11:51.512
5	1	2:25.739	43.991	58.156	43.592	194.6	14:17.251
6	1	2:23.003	41.985	58.021	42.997	200.7	16:40.254
7	1	2:23.082	41.696	57.574	43.812	201.5	19:03.336
8	1	2:23.775	41.964	58.321	43.490	201.9	21:27.111
9	1	2:24.136	41.963	58.726	43.447	202.2	23:51.247
10	1	3:39.112	52.271	1:37.654	1:09.187	167.4	27:30.359
11	1	2:45.368	58.921	1:01.334	45.113	110.3	30:15.727

Lap	D	Time	Sector 1	Sector 2	Sector 3	T. Spd	Elapsed
<b>31</b> Shelby Cobra 289 1964 1. Charles FIRMENICH GT5 2. Benjamin MONNAY							
1	1	2:23.278	46.185	53.857	43.236		2:23.278
2	1	3:18.795	49.810	1:33.837	55.148	161.9	5:42.073
3	1	3:19.830	1:20.995	1:17.353	41.482	45.4	9:01.903
4	1	2:10.728	37.953	53.189	39.586	197.8	11:12.631
5	1	2:10.031	37.448	53.608	38.975	234.8	13:22.662
6	1	2:09.176	37.397	52.556	39.223	234.3	15:31.838
7	1	2:08.906	37.296	52.275	39.335	230.8	17:40.744
8	1	2:08.792	37.572	52.268	38.952	230.3	19:49.536
9	1	2:11.063	37.286	52.590	41.187	231.8	22:00.599
10	1	2:14.752	38.101	55.059	41.592	228.3	24:15.351
11	1	3:21.958	41.528	1:32.086	1:08.344	191.2	27:37.309
12	1	2:42.027	59.495	1:02.045	40.487	94.9	30:19.336
13	1	2:14.517	39.793	55.469	39.255	214.3	32:33.853
14	1	2:09.428	38.314	51.823	39.291	203.8	34:43.281
15	1	2:23.374	37.933	53.235	52.206	234.8	37:06.655
16	1	2:10.967	37.886	53.971	39.110	217.3	39:17.622
17	1	2:40.119	44.914	1:04.017	51.188	216.9	41:57.741
18	1	3:17.720	1:12.402	1:18.730	46.588	76.1	45:15.461
19	1	2:09.928	37.865	52.655	39.408	220.0	47:25.389
20	1	2:09.320	37.832	52.187	39.301	233.8	49:34.709
21	1	2:10.154	37.668	52.988	39.498	228.3	51:44.863

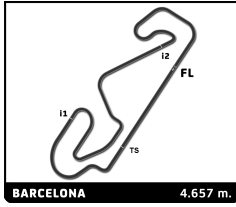




**SIXTIES' ENDURANCE**  
**ESPIRITU DE MONTJUIC**  
**RACE**

**Sector Analysis**

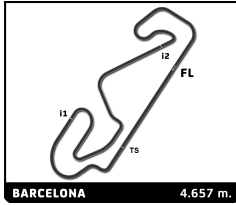
Lap under Red Flag											Invalidated Lap	Personal Best	Session Best	B Crossing the pit lane		
Lap	D	Time	Sector 1	Sector 2	Sector 3	T. Spd	Elapsed	Lap	D	Time	Sector 1	Sector 2	Sector 3	T. Spd	Elapsed	
22	1	2:09.227	37.365	52.223	39.639	233.8	53:54.090	30	1	3:27.683	1:12.561	1:18.407	56.715	78.2	1:19:10.823	
23	1	4:26.106 <b>B</b>	37.472	53.055	2:55.579	231.8	58:20.196	31	1	2:52.485	1:10.215	1:00.785	41.485	82.9	1:22:03.308	
24	2	6:45.135	5:12.805	53.179	39.151	103.5	1:05:05.331	32	1	2:32.338	44.279	59.354	48.705	154.9	1:24:35.646	
25	2	2:08.843	37.773	52.221	38.849	224.1	1:07:14.174	33	1	3:09.491	1:18.330	1:06.638	44.523	126.0	1:27:45.137	
26	2	2:27.428 <b>B</b>	37.834	58.679	50.915	221.8	1:09:41.602	34	1	2:10.473	37.915	54.271	38.287	229.3	1:29:55.610	
27	2	9:29.543	7:14.813	1:18.568	56.162	95.7	1:19:11.145	35	1	2:07.651	36.550	52.324	38.777	225.9	1:32:03.261	
28	2	2:52.581	1:11.117	1:00.147	41.317	81.9	1:22:03.726	36	1	2:08.409	37.274	50.980	40.155	224.5	1:34:11.670	
29	2	2:32.900	44.249	59.373	49.278	151.3	1:24:36.626	37	1	2:07.396	37.353	51.745	38.298	218.2	1:36:19.066	
30	2	3:09.780	1:18.566	1:06.472	44.742	132.5	1:27:46.406	38	1	2:07.409	36.671	51.960	38.778	220.9	1:38:26.475	
31	2	2:10.589	37.661	53.959	38.969	223.6	1:29:56.995	39	1	2:07.350	36.824	51.805	38.721	221.8	1:40:33.825	
32	2	2:09.913	38.070	52.366	39.477	209.3	1:32:06.908	40	1	2:08.292	37.235	51.855	39.202	204.9	1:42:42.117	
33	2	2:08.294	37.483	52.192	38.619	219.5	1:34:15.202	41	1	2:08.129	36.801	52.096	39.232	210.5	1:44:50.246	
34	2	2:09.112	37.879	52.641	<b>38.592</b>	214.3	1:36:24.314	42	1	2:09.494	37.927	52.211	39.356	201.5	1:46:59.740	
35	2	2:08.427	37.207	51.995	39.225	209.7	1:38:32.741	43	1	2:08.161	37.387	52.005	38.769	209.3	1:49:07.901	
36	2	2:08.106	37.427	51.920	38.759	221.3	1:40:40.847	44	1	2:06.722	36.915	51.295	38.512	211.8	1:51:14.623	
37	2	2:07.784	37.293	<b>51.550</b>	38.941	227.4	1:42:48.631	45	1	2:31.615	36.373	59.673	55.569	222.7	1:53:46.238	
38	2	2:08.680	37.605	52.213	38.862	224.5	1:44:57.311	<b>39 Lotus Elan 26R 1964</b>							GT2	
39	2	2:08.076	37.563	51.752	38.761	218.2	1:47:05.387	1.François BOURDIN								
40	2	2:08.277	37.616	51.941	38.720	226.9	1:49:13.664	2.Hubert BOURDIN								
41	2	<b>2:07.385</b>	<b>37.007</b>	51.748	38.630	235.8	1:51:21.049	1	2	2:33.651	48.775	59.042	45.834		2:33.651	
42	2	2:26.361	37.183	55.935	53.243	229.8	1:53:47.410	2	2	3:17.706	48.600	1:35.035	54.071	143.2	5:51.357	
<b>33 Jaguar E-Type 3.8 1965</b>																GT4
1.Jon MINSHAW																
1	1	2:05.768	36.743	<b>50.235</b>	38.790		2:05.768	3	2	3:22.547	1:24.117	1:15.188	43.242	55.3	9:13.904	
2	1	3:19.544	53.109	1:31.158	55.277	141.0	5:25.312	4	2	2:21.257	43.136	56.342	41.779	185.9	11:35.161	
3	1	3:23.195	1:19.612	1:18.596	44.987	63.6	8:48.507	5	2	2:16.538	40.129	55.635	40.774	207.3	13:51.699	
4	1	<b>2:04.256</b>	36.209	50.526	37.521	227.4	10:52.763	6	2	2:15.397	39.829	54.512	41.056	208.1	16:07.096	
5	1	2:04.833	36.310	50.852	37.671	230.8	12:57.596	7	2	2:15.207	39.818	54.667	40.722	208.1	18:22.303	
6	1	2:06.430	36.175	51.817	38.438	230.3	15:04.026	8	2	2:14.826	39.665	54.568	40.593	208.5	20:37.129	
7	1	2:07.003	36.399	51.606	38.998	232.3	17:11.029	9	2	2:17.812	39.800	54.546	43.466	209.3	22:54.941	
8	1	2:06.105	35.974	51.615	38.516	236.3	19:17.134	10	2	2:19.260	41.274	56.431	41.555	197.1	25:14.201	
9	1	2:06.234	36.156	52.109	37.969	228.8	21:23.368	11	2	2:38.199	40.483	56.562	1:01.154	205.7	27:52.400	
10	1	2:19.245	36.871	58.784	43.590	220.4	23:42.613	12	2	2:45.373	1:05.585	57.897	41.891	78.8	30:37.773	
11	1	3:43.186	55.403	1:37.678	1:10.105	151.0	27:25.799	13	2	2:16.982	40.244	55.937	40.801	212.2	32:54.755	
12	1	2:45.248	58.429	1:00.951	45.868	114.6	30:11.047	14	2	2:13.835	39.089	54.036	40.710	211.4	35:08.590	
13	1	2:05.823	37.171	51.089	37.563	215.6	32:16.870	15	2	2:13.421	39.010	<b>53.646</b>	40.765	212.6	37:22.011	
14	1	2:05.393	36.531	50.712	38.150	215.6	34:22.263	16	2	2:15.192	39.031	55.590	40.571	212.6	39:37.203	
15	1	2:05.282	36.273	51.145	37.864	215.6	36:27.545	17	2	3:30.307	49.756	1:29.908	1:10.643	144.2	43:07.510	
16	1	2:05.643	<b>35.813</b>	51.626	38.204	234.8	38:33.188	18	2	3:13.391	1:26.980	1:05.597	40.814	69.1	46:20.901	
17	1	2:26.493	36.199	59.674	50.620	232.8	40:59.681	19	2	2:14.257	39.189	54.663	40.405	212.2	48:35.158	
18	1	4:57.737 <b>B</b>	1:06.264	1:18.987	2:32.486	106.8	45:57.418	20	2	<b>2:13.227</b>	39.163	54.354	<b>39.710</b>	210.9	50:48.385	
19	1	6:45.206	5:13.744	51.495	39.967	150.0	52:42.624	21	2	3:37.689 <b>B</b>	<b>38.676</b>	54.683	2:04.330	212.2	54:26.074	
20	1	2:06.288	36.999	51.444	37.845	208.9	54:48.912	22	1	6:30.710	4:49.564	57.884	43.262	136.5	1:00:56.784	
21	1	2:05.451	36.749	51.228	<b>37.474</b>	212.6	56:54.363	23	1	2:47.466	42.066	1:17.153	48.247	208.9	1:03:44.250	
22	1	2:06.597	36.650	51.874	38.073	232.3	59:00.960	24	1	2:18.056	40.986	55.364	41.706	210.9	1:06:02.306	
23	1	2:05.165	35.918	51.368	37.879	235.3	1:01:06.125	25	1	2:17.477	40.689	55.465	41.323	210.5	1:08:19.783	
24	1	2:36.382	37.857	1:14.951	43.574	230.3	1:03:42.507	26	1	2:19.208	41.759	55.128	42.321	188.8	1:10:38.991	
25	1	2:06.912	37.392	51.174	38.346	208.1	1:05:49.419	27	1	2:26.610	41.126	59.196	46.288	194.9	1:13:05.601	
26	1	2:06.485	36.738	51.512	38.235	219.1	1:07:55.904	28	1	3:19.272	1:03.308	1:21.539	54.425	86.3	1:16:24.873	
27	1	2:06.773	36.647	51.686	38.440	226.4	1:10:02.677	29	1	3:19.823	1:08.720	1:21.232	49.871	81.5	1:19:44.696	
28	1	2:14.158	37.127	51.847	45.184	214.3	1:12:16.835	30	1	3:55.442	53.641	1:39.373	1:22.428	121.6	1:23:40.138	
29	1	3:26.305	1:09.494	1:20.375	56.436	68.1	1:15:43.140	31	1	3:42.077	1:41.128	1:17.042	43.907	50.9	1:27:22.215	
								32	1	2:19.424	41.269	55.906	42.249	202.6	1:29:41.639	
								33	1	2:20.019	41.810	55.920	42.289	205.7	1:32:01.658	
								34	1	2:18.507	40.832	56.275	41.400	207.7	1:34:20.165	



# SIXTIES' ENDURANCE ESPIRITU DE MONTJUIC RACE

## Sector Analysis

Lap under Red Flag								Invalidated Lap		Personal Best		Session Best		B Crossing the pit lane	
Lap	D	Time	Sector 1	Sector 2	Sector 3	T. Spd	Elapsed	Lap	D	Time	Sector 1	Sector 2	Sector 3	T. Spd	Elapsed
<b>41</b> Austin-Healey 3000 Mk I BN7 1965 1. Anthony SCHRAUWEN 2. Jan GIJZEN GT3															
1	2	2:37.324	53.164	59.280	44.880		2:37.324								
2	2	3:16.626	47.700	1:34.637	54.289	149.0	5:53.950								
3	2	3:25.029	1:24.804	1:14.154	46.071	53.0	9:18.979								
4	2	2:21.541	41.463	57.703	42.375	204.5	11:40.520								
5	2	2:24.051	42.370	58.764	42.917	206.5	14:04.571								
6	2	2:22.780	40.641	58.452	43.687	201.5	16:27.351								
7	2	2:22.213	41.373	58.067	42.773	203.0	18:49.564								
8	2	2:24.237	41.483	58.586	44.168	199.6	21:13.801								
9	2	2:25.681	41.731	59.540	44.410	196.0	23:39.482								
10	2	3:43.645	55.918	1:37.505	1:10.222	175.3	27:23.127								
11	2	2:47.081	58.685	1:00.970	47.426	130.0	30:10.208								
12	2	2:21.887	41.000	57.764	43.123	195.7	32:32.095								
13	2	2:22.053	41.328	58.199	42.526	204.2	34:54.148								
14	2	2:23.960	40.960	58.770	44.230	202.6	37:18.108								
15	2	2:20.937	41.170	57.587	42.180	206.5	39:39.045								
16	2	3:29.713	49.259	1:30.376	1:10.078	152.1	43:08.758								
17	2	3:24.885	1:28.779	1:04.533	51.573	66.3	46:33.643								
18	2	5:11.108	1:10.942	58.108	3:02.058	131.1	51:44.751								
19	1	5:45.282	4:05.025	58.436	41.821	125.6	57:30.033								
20	1	2:18.503	40.077	56.205	42.221	205.7	59:48.536								
21	1	2:18.518	40.576	56.616	41.326	206.9	1:02:07.054								
22	1	2:33.310	53.588	58.203	41.519	118.3	1:04:40.364								
23	1	2:18.250	40.840	56.356	41.054	203.8	1:06:58.614								
24	1	2:17.528	40.182	56.250	41.096	210.5	1:09:16.142								
25	1	2:18.259	40.204	56.290	41.765	208.5	1:11:34.401								
26	1	2:38.650	41.483	1:03.914	53.253	198.2	1:14:13.051								
27	1	4:05.613	1:23.757	1:32.175	1:09.681	67.2	1:18:18.664								
28	1	3:06.769	1:21.460	1:01.501	43.808	68.6	1:21:25.433								
29	1	2:33.896	42.991	59.022	51.883	190.8	1:23:59.329								
30	1	3:39.224	1:41.964	1:10.760	46.500	41.5	1:27:38.553								
31	1	2:23.970	42.419	58.315	43.236	179.1	1:30:02.523								
32	1	2:18.792	40.886	56.439	41.467	184.3	1:32:21.315								
33	1	2:18.861	40.525	56.617	41.719	203.4	1:34:40.176								
34	1	2:19.465	40.129	56.995	42.341	207.3	1:36:59.641								
35	1	2:19.362	40.500	56.753	42.109	204.5	1:39:19.003								
36	1	2:21.235	41.589	57.146	42.500	197.1	1:41:40.238								
37	1	2:21.016	40.962	58.303	41.751	203.4	1:44:01.254								
38	1	2:21.762	40.986	57.830	42.946	200.4	1:46:23.016								
39	1	2:19.996	41.396	56.850	41.750	198.2	1:48:43.012								
40	1	2:20.011	40.710	57.015	42.286	204.5	1:51:03.023								
41	1	2:29.320	40.809	58.599	49.912	194.2	1:53:32.343								
<b>43</b> Jaguar E-Type 3.8 1965 1. James THORPE 2. Phil KEEN GT4															
1	1	2:03.341	35.906	50.199	37.236		2:03.341								
2	1	3:20.601	54.017	1:30.945	55.639	150.2	5:23.942								
3	1	3:23.236	1:18.672	1:18.914	45.650	67.3	8:47.178								
4	1	2:03.000	35.715	50.125	37.160	232.8	10:50.178								
5	1	2:02.527	35.618	49.992	36.917	232.8	12:52.705								
6	1	2:02.864	35.720	50.051	37.093	232.8	14:55.569								
7	1	2:03.650	35.754	50.067	37.829	233.3	16:59.219								
8	1	2:04.158	36.282	50.337	37.539	224.5	19:03.377								
9	1	2:04.678	36.018	51.001	37.659	227.4	21:08.055								
10	1	2:13.837	36.085	50.861	46.891	228.8	23:21.892								
11	1	3:56.731	1:07.232	1:38.623	1:10.876	107.0	27:18.623								
12	1	2:45.837	57.174	1:03.053	45.610	102.3	30:04.460								
13	1	2:01.951	35.394	49.574	36.983	233.3	32:06.411								
14	1	2:02.735	35.521	50.076	37.138	229.8	34:09.146								
15	1	2:02.950	35.629	50.165	37.156	232.3	36:12.096								
16	1	2:02.635	35.570	49.929	37.136	232.8	38:14.731								
17	1	2:23.280	35.639	50.442	57.199	230.3	40:38.011								
18	1	3:30.801	1:11.872	1:21.711	57.218	80.1	44:08.812								
19	1	4:19.035	1:00.608	51.624	2:26.803	79.8	48:27.847								
20	2	7:32.746	6:00.378	53.238	39.130	146.9	56:00.593								
21	2	2:09.647	37.594	52.404	39.649	207.3	58:10.240								
22	2	2:07.641	36.641	52.007	38.993	226.4	1:00:17.881								
23	2	2:20.313	36.699	53.851	49.763	237.4	1:02:38.194								
24	2	2:24.493	52.841	51.491	40.161	106.8	1:05:02.687								
25	2	2:08.315	37.374	51.843	39.098	228.3	1:07:11.002								
26	2	2:07.780	37.060	51.617	39.103	231.3	1:09:18.782								
27	2	2:08.059	37.437	51.694	38.928	218.2	1:11:26.841								
28	2	2:40.498	37.179	1:06.424	56.895	234.3	1:14:07.339								
29	2	4:07.898	1:26.043	1:32.084	1:09.771	72.1	1:18:15.237								
30	2	2:59.194	1:15.768	1:00.738	42.688	72.4	1:21:14.431								
31	2	2:40.749	42.224	54.397	1:04.128	175.6	1:23:55.180								
32	2	3:40.788	1:42.663	1:12.375	45.750	44.0	1:27:35.968								
33	2	2:12.545	39.305	53.334	39.906	200.0	1:29:48.513								
34	2	2:11.987	39.109	51.974	40.904	210.1	1:32:00.500								
35	2	2:12.242	37.351	53.619	41.272	220.0	1:34:12.742								
36	2	2:08.359	37.768	51.867	38.724	211.8	1:36:21.101								
37	2	2:07.614	37.146	51.741	38.727	224.5	1:38:28.715								
38	2	2:07.319	37.208	51.336	38.775	229.8	1:40:36.034								
39	2	2:06.633	36.700	51.356	38.577	235.3	1:42:42.667								
40	2	2:07.805	37.577	51.473	38.755	219.1	1:44:50.472								
41	2	2:08.184	37.240	51.798	39.146	231.3	1:46:58.656								
42	2	2:07.278	36.789	51.689	38.800	233.8	1:49:05.934								
43	2	2:06.772	36.862	51.237	38.673	230.8	1:51:12.706								
44	2	2:31.542	36.739	59.293	55.510	230.3	1:53:44.248								
<b>48</b> Chevrolet Corvette C2 1963 1. Olivier BIOTTEAU GT5															
1	1	2:18.469	40.690	54.843	42.936		2:18.469								
2	1	3:17.439	49.830	1:32.745	54.864	152.8	5:35.908								
3	1	3:20.647	1:20.089	1:17.572	42.986	47.3	8:56.555								



# SIXTIES' ENDURANCE ESPIRITU DE MONTJUIC RACE

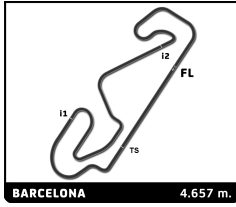
## Sector Analysis

													Lap under Red Flag		Invalidated Lap		Personal Best		Session Best		B Crossing the pit lane	
Lap	D	Time	Sector 1	Sector 2	Sector 3	T. Spd	Elapsed	Lap	D	Time	Sector 1	Sector 2	Sector 3	T. Spd	Elapsed							
4	1	2:18.316	40.061	55.914	42.341	210.5	11:14.871	15	2	2:05.253	36.422	51.065	37.766	237.9	36:50.147							
5	1	2:13.823	39.447	54.259	40.117	199.3	13:28.694	16	2	2:04.248	35.698	51.375	37.175	230.8	38:54.395							
6	1	2:13.468	38.399	55.064	40.005	217.3	15:42.162	17	2	2:43.673	37.068	1:09.910	56.695	220.4	41:38.068							
7	1	2:12.589	38.743	53.988	39.858	208.9	17:54.751	18	2	<del>2:22.679</del>	1:09.629	1:21.239	<del>51.911</del>	80.5	45:00.747							
8	1	2:12.919	38.873	54.277	39.769	204.2	20:07.670	19	2	2:04.177	35.920	51.041	37.216	227.4	47:04.924							
9	1	2:11.418	37.978	53.437	40.003	216.4	22:19.088	20	2	2:04.007	35.693	51.115	37.199	237.9	49:08.931							
10	1	2:20.015	39.617	56.404	43.994	183.7	24:39.103	21	2	<del>2:03.633</del>	35.437	50.535	<del>37.661</del>	242.7	51:12.564							
11	1	3:09.268	45.093	1:16.104	1:08.071	160.5	27:48.371	22	2	<del>2:04.722</del>	<del>37.215</del>	50.357	37.150	232.3	53:17.286							
12	1	2:46.320	1:02.280	59.152	44.888	77.6	30:34.691	23	2	<del>2:03.820</del>	35.539	50.771	<del>37.510</del>	247.7	55:21.106							
13	1	2:12.924	40.131	53.280	39.513	206.5	32:47.615	24	2	<del>4:16.007</del> B	<del>36.259</del>	50.492	2:49.256	228.8	59:37.113							
14	1	2:13.417	38.242	53.801	41.374	222.2	35:01.032	25	1	5:40.321	4:10.194	51.889	38.238	153.2	1:05:17.434							
15	1	2:11.810	38.638	53.553	39.619	219.1	37:12.842	26	1	2:03.271	35.850	50.276	37.145	219.5	1:07:20.705							
16	1	2:10.490	38.349	52.624	39.517	216.0	39:23.332	27	1	2:03.283	35.679	49.871	37.733	224.5	1:09:23.988							
17	1	2:37.249	45.045	1:04.531	47.673	220.9	42:00.581	28	1	2:04.925	35.363	52.590	36.972	251.7	1:11:28.913							
18	1	3:16.062	1:12.678	1:18.608	44.776	84.0	45:16.643	29	1	2:41.749	37.239	1:07.934	56.576	233.8	1:14:10.662							
19	1	2:14.462	39.150	54.692	40.620	208.5	47:31.105	30	1	4:07.003	1:24.425	1:32.507	1:10.071	67.8	1:18:17.665							
20	1	2:09.682	37.754	52.463	39.465	219.1	49:40.787	31	1	2:58.595	1:19.958	58.033	40.604	73.9	1:21:16.260							
21	1	2:12.755	38.545	54.475	39.735	213.4	51:53.542	32	1	2:41.163	42.295	55.154	1:03.714	158.1	1:23:57.423							
22	1	2:09.689	37.845	52.303	39.541	219.5	54:03.231	33	1	3:39.112	1:42.291	1:11.370	45.451	42.2	1:27:36.535							
23	1	2:10.339	37.786	52.324	40.229	216.4	56:13.570	34	1	2:08.155	38.407	51.521	38.227	204.5	1:29:44.690							
24	1	5:55.141	38.217	53.364	4:23.560	220.0	1:02:08.711	35	1	2:05.249	37.030	50.844	37.375	222.7	1:31:49.939							
25	1	4:44.804	3:10.028	54.314	40.462	100.6	1:06:53.515	36	1	2:03.864	36.141	50.357	37.366	209.3	1:33:53.803							
26	1	2:12.757	38.250	54.221	40.286	218.6	1:09:06.272	37	1	2:03.000	35.555	50.046	37.399	230.8	1:35:56.803							
27	1	2:10.001	37.594	52.466	39.941	216.4	1:11:16.273	38	1	2:02.907	35.751	49.828	37.328	223.6	1:37:59.710							
28	1	2:26.941	38.779	58.182	49.980	222.2	1:13:43.214	39	1	2:04.349	35.873	51.131	37.345	214.3	1:40:04.059							
29	1	3:28.178	1:12.213	1:19.533	56.432	69.5	1:17:11.392	40	1	2:03.990	35.824	49.561	38.605	228.3	1:42:08.049							
30	1	3:19.082	1:12.550	1:19.052	47.480	80.1	1:20:30.474	41	1	2:03.037	35.510	49.915	37.612	234.3	1:44:11.086							
31	1	3:19.416	49.908	1:09.956	1:19.552	121.9	1:23:49.890	42	1	2:04.018	35.663	50.575	37.780	238.9	1:46:15.104							
32	1	6:27.633	4:49.682	56.229	41.722	121.8	1:30:17.523	43	1	2:02.807	35.581	49.639	37.587	232.3	1:48:17.911							
33	1	2:14.518	39.310	53.675	41.533	220.4	1:32:32.041	44	1	2:03.061	35.663	49.974	37.424	246.6	1:50:20.972							
34	1	2:13.145	38.741	53.918	40.486	211.4	1:34:45.186	45	1	2:09.063	35.426	51.687	41.950	238.9	1:52:30.035							
35	1	2:13.209	38.410	53.660	41.139	219.1	1:36:58.395															
36	1	2:12.253	38.410	53.216	40.627	221.3	1:39:10.648															
37	1	2:26.808	38.087	54.085	54.636	221.8	1:41:37.456															
38	1	8:37.616	7:01.794	55.192	40.630	99.6	1:50:15.072															
39	1	2:15.802	38.227	54.766	42.809	220.9	1:52:30.874															

50		Bizzarrini 5300 GT 1965		GT5			
		1. Loris HEZEMANS					
		2. Liam HEZEMANS					
1	2	2:42.044	1:03.533	50.488	48.023	150.4	2:42.044
2	2	3:14.694	47.377	1:33.956	53.361	174.2	5:56.738
3	2	3:25.285	1:25.348	1:13.819	46.118	46.9	9:22.023
4	2	2:06.280	37.217	50.886	38.177	236.3	11:28.303
5	2	2:06.470	38.272	49.893	38.305	209.3	13:34.773
6	2	2:07.748	37.863	52.802	37.083	215.1	15:42.521
7	2	2:09.485	35.408	49.919	44.158	232.8	17:52.006
8	2	2:09.256	39.143	51.407	38.706	203.4	20:01.262
9	2	2:05.312	35.663	52.106	37.543	228.8	22:06.574
10	2	2:14.897	38.549	55.579	40.769	219.5	24:21.471
11	2	3:19.415	40.149	1:31.265	1:08.001	180.0	27:40.886
12	2	2:39.750	1:00.382	1:00.707	38.661	91.5	30:20.636
13	2	2:11.079	38.962	52.972	39.145	224.5	32:31.715
14	2	2:13.179	36.885	50.526	45.768	213.4	34:44.894

51		Shelby Cobra Daytona Coupe 1965		GT5			
		1. Maxime GUEENAT					
		2. Guillaume MAHE					
1	1	2:09.386	38.776	50.544	40.066		2:09.386
2	1	3:18.738	51.763	1:32.667	54.308	157.2	5:28.124
3	1	3:22.037	1:19.674	1:19.038	43.325	61.1	8:50.161
4	1	2:04.449	36.296	50.357	37.796	246.0	10:54.610
5	1	2:04.452	36.201	50.407	37.844	247.1	12:59.062
6	1	2:04.315	36.094	50.375	37.846	249.4	15:03.377
7	1	2:04.204	36.030	50.365	37.809	245.5	17:07.581
8	1	2:04.022	36.119	50.098	37.805	246.0	19:11.603
9	1	2:04.632	36.566	50.056	38.010	243.2	21:16.235
10	1	2:09.020	36.202	51.143	41.675	246.0	23:25.255
11	1	3:53.877	1:04.501	1:39.431	1:09.945	108.1	27:19.132
12	1	2:46.139	57.422	1:02.763	45.954	100.8	30:05.271
13	1	2:03.013	35.719	49.854	37.440	247.1	32:08.284
14	1	2:03.268	35.688	50.048	37.532	246.6	34:11.552
15	1	2:03.089	35.851	49.738	37.500	246.6	36:14.641
16	1	2:03.750	36.055	49.913	37.782	247.1	38:18.391
17	1	2:23.867	36.038	51.577	56.252	246.0	40:42.258
18	1	3:27.420	1:09.744	1:20.844	56.832	81.3	44:09.678
19	1	2:28.285	1:00.172	50.258	37.855	80.1	46:37.963





**SIXTIES' ENDURANCE**  
**ESPIRITU DE MONTJUIC**  
**RACE**

**Sector Analysis**

Lap under Red Flag    Invalidated Lap    Personal Best    Session Best    Crossing the pit lane

Lap	D	Time	Sector 1	Sector 2	Sector 3	T. Spd	Elapsed	Lap	D	Time	Sector 1	Sector 2	Sector 3	T. Spd	Elapsed
20	1	2:04.223	35.746	50.448	38.029	248.3	48:42.186	25	1	2:07.215	37.010	51.492	38.713	231.3	1:05:40.270
21	1	2:03.730	35.871	50.086	37.773	247.1	50:45.916	26	1	2:05.908	36.890	50.738	38.280	229.8	1:07:46.178
22	1	2:05.716	36.606	51.263	37.847	248.3	52:51.632	27	1	2:06.255	36.843	51.026	38.386	231.3	1:09:52.433
23	1	2:03.958	36.093	50.163	37.702	246.0	54:55.590	28	1	2:07.625	37.298	50.491	39.836	226.4	1:12:00.058
24	1	2:03.729	35.687	50.281	37.761	248.3	56:59.319	29	1	3:10.774	1:00.234	1:16.119	54.421	96.7	1:15:10.832
25	1	2:03.983	35.818	50.358	37.807	248.3	59:03.302	30	1	3:22.707	1:06.180	1:22.143	54.384	82.1	1:18:33.539
26	1	2:03.574	<b>35.493</b>	50.180	37.901	247.7	1:01:06.876	31	1	3:05.576	1:12.455	1:05.516	47.605	85.9	1:21:39.115
27	1	2:34.041	36.204	1:14.963	42.874	250.6	1:03:40.917	32	1	2:48.603	51.704	1:06.869	50.030	134.7	1:24:27.718
28	1	2:04.286	36.396	50.304	37.586	247.7	1:05:45.203	33	1	3:12.661	1:19.098	1:08.921	44.642	88.0	1:27:40.379
29	1	2:04.171	36.118	50.289	37.764	246.6	1:07:49.374	34	1	2:08.522	37.248	52.906	38.368	225.0	1:29:48.901
30	1	4:14.119	<b>B</b> 35.744	50.551	2:47.824	247.1	1:12:03.493	35	1	2:06.159	36.684	51.238	38.237	237.9	1:31:55.060
31	2	7:29.515	5:22.041	1:19.904	47.570	87.9	1:19:33.008	36	1	2:05.685	36.575	50.901	38.209	233.8	1:34:00.745
32	2	3:59.811	53.975	1:43.039	1:22.797	144.2	1:23:32.819	37	1	2:07.015	36.964	51.330	38.721	221.8	1:36:07.760
33	2	3:43.532	1:41.693	1:18.718	43.121	54.2	1:27:16.351	38	1	2:07.351	36.917	51.319	39.115	229.8	1:38:15.111
34	2	2:06.361	36.820	50.626	38.915	236.3	1:29:22.712	39	1	2:08.261	37.497	51.105	39.659	224.5	1:40:23.372
35	2	2:05.279	36.804	50.967	37.508	233.8	1:31:27.991	40	1	2:09.668	37.761	51.851	40.056	214.7	1:42:33.040
36	2	2:04.496	36.320	50.337	37.839	246.6	1:33:32.487	41	1	2:08.989	37.450	52.545	38.994	217.3	1:44:42.029
37	2	2:05.983	36.362	51.647	37.974	246.6	1:35:38.470	42	1	2:09.660	37.497	52.312	39.851	220.0	1:46:51.689
38	2	2:06.062	36.536	51.157	38.369	247.1	1:37:44.532	43	1	2:08.797	38.299	51.693	38.805	213.0	1:49:00.486
39	2	2:04.239	36.161	50.447	37.631	242.7	1:39:48.771	44	1	2:07.801	37.722	51.686	38.393	213.4	1:51:08.287
40	2	2:04.178	36.163	50.589	<b>37.426</b>	228.3	1:41:52.949	45	1	2:22.233	37.197	54.898	50.138	219.5	1:53:30.520
41	2	2:03.596	35.821	50.056	37.719	247.7	1:43:56.545								
42	2	2:04.887	36.014	50.996	37.877	246.0	1:46:01.432								
43	2	2:04.558	36.057	50.539	37.962	246.6	1:48:05.990								
44	2	2:04.787	36.078	50.809	37.900	241.6	1:50:10.777								
45	2	2:07.066	36.873	51.369	38.824	234.8	1:52:17.843								

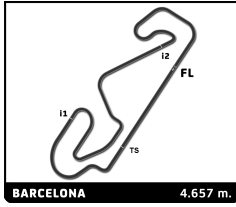
**55** Shelby Cobra 289 1963  
1. Christophe VAN RIET    GT5

1	1	<del>2:05.569</del>	36.552	50.913	<del>38.104</del>		2:05.569
2	1	3:18.701	52.308	1:30.838	55.555	143.8	5:24.270
3	1	3:23.894	1:18.931	1:18.908	46.055	67.2	8:48.164
4	1	<del>2:04.522</del>	36.320	<b>50.176</b>	<del>38.026</del>	229.3	10:52.686
5	1	2:05.913	37.146	50.744	38.023	227.8	12:58.599
6	1	2:06.197	37.137	50.901	38.159	230.8	15:04.796
7	1	2:06.278	36.550	51.145	38.583	232.8	17:11.074
8	1	2:05.986	36.589	51.114	38.283	234.8	19:17.060
9	1	2:06.054	36.824	51.045	38.185	229.3	21:23.114
10	1	2:08.839	<b>36.148</b>	52.076	40.615	230.8	23:31.953
11	1	3:50.395	1:01.209	1:38.826	1:10.360	102.1	27:22.348
12	1	2:45.958	57.699	1:01.414	46.845	122.4	30:08.306
13	1	2:05.188	36.667	50.570	37.951	236.3	32:13.494
14	1	<b>2:04.264</b>	36.332	50.285	<b>37.647</b>	233.3	34:17.758
15	1	2:04.297	36.210	50.277	37.810	236.8	36:22.055
16	1	2:04.715	36.528	50.310	37.877	233.8	38:26.770
17	1	2:21.370	36.623	55.697	49.050	232.3	40:48.140
18	1	5:06.782	<b>B</b> 1:07.338	1:19.129	2:40.315	79.5	45:54.922
19	1	6:43.890	5:14.570	51.108	38.212	153.6	52:38.812
20	1	2:05.588	36.838	50.543	38.207	229.3	54:44.400
21	1	2:06.575	36.748	51.383	38.444	231.8	56:50.975
22	1	2:05.405	36.598	50.649	38.158	231.8	58:56.380
23	1	<del>2:06.164</del>	37.008	50.776	<del>38.380</del>	229.3	1:01:02.544
24	1	<del>2:30.511</del>	<del>36.958</del>	1:09.514	44.039	231.3	1:03:33.055

**56** Shelby Cobra Daytona Coupe 1965  
1. Phil MULACEK    GT5  
2. Fabien SARRAILH

1	1	2:42.534	53.848	1:00.565	48.121		2:42.534
2	1	3:15.559	47.800	1:34.227	53.532	154.3	5:58.093
3	1	3:25.675	1:25.411	1:13.205	47.059	51.4	9:23.768
4	1	2:24.600	42.254	59.605	42.741	208.9	11:48.368
5	1	2:23.496	42.648	57.389	43.459	222.2	14:11.864
6	1	2:21.017	40.901	57.157	42.959	217.7	16:32.881
7	1	2:17.949	40.329	56.150	41.470	225.5	18:50.830
8	1	2:19.611	40.704	57.002	41.905	203.4	21:10.441
9	1	2:18.469	40.070	56.355	42.044	204.2	23:28.910
10	1	3:51.776	1:02.528	1:38.943	1:10.305	115.6	27:20.686
11	1	2:46.949	56.799	1:02.954	47.196	114.6	30:07.635
12	1	2:16.355	39.670	54.931	41.754	228.8	32:23.990
13	1	2:17.496	39.549	55.446	42.501	216.4	34:41.486
14	1	2:19.322	40.316	57.160	41.846	225.5	37:00.808
15	1	2:15.565	38.559	55.575	41.431	232.3	39:16.373
16	1	2:39.552	39.667	1:04.483	55.402	230.3	41:55.925
17	1	3:19.376	1:12.641	1:19.439	47.296	70.7	45:15.301
18	1	4:24.318	<b>B</b> 40.121	54.298	2:49.899	205.3	49:39.619
19	2	6:37.689	5:02.987	54.518	40.184	122.4	56:17.308
20	2	2:11.604	38.040	53.714	39.850	215.1	58:28.912
21	2	<b>2:10.261</b>	37.695	53.287	<b>39.279</b>	216.9	1:00:39.173
22	2	2:35.103	<b>37.649</b>	1:01.294	56.160	213.0	1:03:14.276
23	2	2:14.064	40.319	53.840	39.905	214.3	1:05:28.340
24	2	2:13.339	38.727	54.221	40.391	211.8	1:07:41.679
25	2	2:12.030	38.966	<b>53.034</b>	40.030	206.1	1:09:53.709
26	2	2:16.248	38.283	53.553	44.412	203.8	1:12:09.957
27	2	3:26.214	1:09.118	1:20.237	56.859	85.6	1:15:36.171
28	2	3:27.131	1:10.292	1:20.404	56.435	84.7	1:19:03.302
29	2	2:54.828	1:13.450	57.931	43.447	119.3	1:21:58.130





**SIXTIES' ENDURANCE**  
**ESPIRITU DE MONTJUIC**  
**RACE**

**Sector Analysis**

Lap	D	Time	Sector 1	Sector 2	Sector 3	T. Spd	Elapsed	Lap	D	Time	Sector 1	Sector 2	Sector 3	T. Spd	Elapsed
30	2	2:33.159	45.006	1:01.846	46.307	168.7	1:24:31.289	30	1	3:13.580	1:11.520	1:18.413	43.647	78.3	1:20:18.226
31	2	3:11.663	1:19.095	1:07.402	45.166	98.0	1:27:42.952	31	1	3:25.482	44.872	1:19.145	1:21.465	154.3	1:23:43.708
32	2	2:13.925	38.901	54.513	40.511	200.7	1:29:56.877	32	1	3:39.509	1:41.244	1:14.965	43.300	47.8	1:27:23.217
33	2	2:12.857	39.486	53.298	40.073	194.9	1:32:09.734	33	1	2:06.279	37.174	50.903	38.202	218.2	1:29:29.496
34	2	2:13.060	38.179	54.646	40.235	194.6	1:34:22.794	34	1	2:06.813	36.773	51.467	38.573	225.5	1:31:36.309
35	2	2:14.411	38.266	54.977	41.168	195.7	1:36:37.205	35	1	2:06.848	37.618	51.113	38.117	234.8	1:33:43.157
36	2	2:11.579	37.740	54.019	39.820	220.4	1:38:48.784	36	1	2:05.276	36.600	50.612	38.064	233.3	1:35:48.433
37	2	2:11.837	37.706	54.085	40.046	203.4	1:41:00.621	37	1	2:05.739	36.884	50.858	37.997	224.1	1:37:54.172
38	2	2:13.745	38.502	54.612	40.631	185.2	1:43:14.366	38	1	2:06.238	36.423	50.990	38.825	228.3	1:40:00.410
39	2	2:12.741	38.808	54.004	39.929	188.8	1:45:27.107	39	1	2:07.104	36.820	51.579	38.705	223.1	1:42:07.514
40	2	2:13.215	38.798	54.798	39.619	192.9	1:47:40.322	40	1	2:06.978	37.550	51.295	38.133	220.4	1:44:14.492
41	2	2:14.010	38.436	54.500	41.074	211.8	1:49:54.332	41	1	2:07.030	36.546	51.316	39.168	230.8	1:46:21.522
42	2	2:12.502	38.113	54.040	40.349	208.1	1:52:06.834	42	1	2:05.937	36.556	51.007	38.374	230.3	1:48:27.459
43	2	<b>3:06.086</b>	49.491	1:19.775	56.820	204.9	1:55:12.920	43	1	2:05.528	36.473	51.146	37.909	229.8	1:50:32.987
44	1							44	1	2:21.151	36.629	51.660	52.862	231.3	1:52:54.138

**64** Lotus Elan 26R 1965  
1.Romain GUERARDELLE GT2  
2.Charles-Edouard ROUSSE

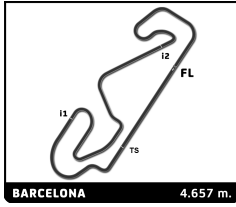
1	1	2:25.713	47.590	<b>55.768</b>	42.355		2:25.713
2	1	<b>3:18.329</b>	49.479	1:34.068	54.782	154.5	5:44.042
3	1	3:20.197	1:21.534	1:16.745	<b>41.918</b>	48.5	9:04.239
4	1	2:49.745 <b>B</b>	<b>38.793</b>	1:03.488	1:07.464	200.0	11:53.984

**65** Shelby Cobra 289 1965  
1.Vincent KOLB GT5

1	1	2:07.972	37.898	51.285	38.789		2:07.972
2	1	3:19.201	52.430	1:32.186	54.585	136.0	5:27.173
3	1	3:22.570	1:19.617	1:18.956	43.997	61.2	8:49.743
4	1	2:06.707	37.204	51.512	37.991	221.3	10:56.450
5	1	2:06.197	37.165	51.116	37.916	212.2	13:02.647
6	1	2:06.503	37.481	50.815	38.207	215.6	15:09.150
7	1	2:06.462	37.072	51.232	38.158	228.8	17:15.612
8	1	2:07.138	37.096	51.323	38.719	227.4	19:22.750
9	1	2:07.001	37.029	51.094	38.878	225.9	21:29.751
10	1	2:18.118	37.697	56.429	43.992	217.3	23:47.869
11	1	3:41.299	54.053	1:37.544	1:09.702	145.2	27:29.168
12	1	2:44.341	58.321	1:01.023	44.997	111.3	30:13.509
13	1	2:08.794	38.930	51.305	38.559	220.9	32:22.303
14	1	2:05.349	36.853	50.528	37.968	221.8	34:27.652
15	1	2:05.219	36.733	<b>50.495</b>	37.991	225.9	36:32.871
16	1	2:05.480	36.672	50.617	38.191	224.5	38:38.351
17	1	2:39.293	36.786	1:05.284	57.223	227.4	41:17.644
18	1	3:27.397	1:10.715	1:20.246	56.436	80.6	44:45.041
19	1	2:14.251	45.929	50.539	<b>37.783</b>	181.2	46:59.292
20	1	2:05.731	36.827	50.804	38.100	225.0	49:05.023
21	1	<b>2:05.184</b>	<b>36.405</b>	50.906	37.873	232.8	51:10.207
22	1	2:06.676	38.092	50.646	37.938	217.3	53:16.883
23	1	2:07.120	37.927	51.001	38.192	220.4	55:24.003
24	1	2:06.558	36.859	51.115	38.584	226.9	57:30.561
25	1	2:07.188	36.770	51.181	39.237	224.5	59:37.749
26	1	2:08.703	37.681	52.371	38.651	222.7	1:01:46.452
27	1	2:43.581 <b>B</b>	49.957	1:02.538	51.086	228.8	1:04:30.033
28	1	9:05.243	6:59.404	1:08.357	57.482	137.4	1:13:35.276
29	1	3:29.370	1:11.619	1:21.205	56.546	77.3	1:17:04.646

**67** Shelby Mustang GT350 1965  
1.Thomas STUDER GT5

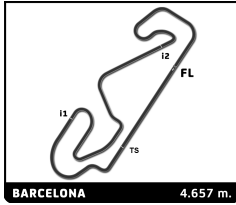
1	1	2:34.990	54.578	56.909	43.503		2:34.990
2	1	3:17.883	48.180	1:35.719	53.984	148.1	5:52.873
3	1	3:21.398	1:24.413	1:14.630	42.355	51.2	9:14.271
4	1	2:13.736	40.150	53.724	<b>39.862</b>	196.0	11:28.007
5	1	2:14.277	40.068	53.823	40.386	209.7	13:42.284
6	1	2:12.881	38.670	54.075	40.136	215.1	15:55.165
7	1	2:13.622	38.520	53.826	41.276	214.7	18:08.787
8	1	2:14.015	39.542	53.873	40.600	194.9	20:22.802
9	1	2:13.878	39.510	53.711	40.657	202.6	22:36.680
10	1	2:19.607	41.941	56.088	41.578	184.3	24:56.287
11	1	2:53.996	42.548	1:03.383	1:08.065	180.0	27:50.283
12	1	2:45.652	1:02.831	59.618	43.203	81.6	30:35.935
13	1	2:14.660	39.875	54.873	39.912	191.8	32:50.595
14	1	2:13.128	38.716	54.243	40.169	207.3	35:03.723
15	1	2:14.437	39.048	53.953	41.436	213.4	37:18.160
16	1	2:13.526	38.794	54.059	40.673	216.0	39:31.686
17	1	3:34.957	50.951	1:32.667	1:11.339	210.9	43:06.643
18	1	3:12.493	1:26.791	1:05.669	40.033	68.7	46:19.136
19	1	2:12.757	39.135	53.718	39.904	215.6	48:31.893
20	1	<b>2:12.617</b>	38.575	53.804	40.238	219.1	50:44.510
21	1	2:12.987	<b>38.482</b>	54.122	40.383	221.3	52:57.497
22	1	2:13.190	39.112	53.749	40.329	206.9	55:10.687
23	1	4:31.701 <b>B</b>	38.822	53.922	2:58.957	212.6	59:42.388
24	1	5:41.842	4:04.901	54.688	42.253	122.7	1:05:24.230
25	1	2:16.905	40.569	55.996	40.340	205.3	1:07:41.135
26	1	2:14.842	39.559	54.455	40.828	203.4	1:09:55.977
27	1	2:17.540	39.735	53.668	44.137	198.2	1:12:13.517
28	1	3:26.239	1:09.995	1:19.120	57.124	76.9	1:15:39.756
29	1	3:27.290	1:11.419	1:19.742	56.129	82.3	1:19:07.046
30	1	2:55.533	1:12.375	1:01.359	41.799	94.7	1:22:02.579
31	1	2:31.020	43.650	1:00.202	47.168	162.2	1:24:33.599
32	1	3:10.875	1:18.635	1:06.928	45.312	104.2	1:27:44.474
33	1	2:16.426	39.429	56.157	40.840	207.7	1:30:00.900
34	1	2:13.400	39.059	53.566	40.775	199.3	1:32:14.300
35	1	2:13.233	39.149	53.811	40.273	199.3	1:34:27.533



# SIXTIES' ENDURANCE ESPIRITU DE MONTJUIC RACE

## Sector Analysis

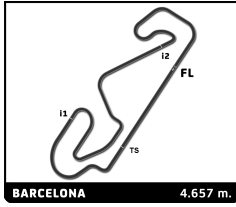
Lap under Red Flag							Invalidated Lap		Personal Best		Session Best		B Crossing the pit lane		
Lap	D	Time	Sector 1	Sector 2	Sector 3	T. Spd	Elapsed	Lap	D	Time	Sector 1	Sector 2	Sector 3	T. Spd	Elapsed
36	1	2:13.248	39.316	<b>53.356</b>	40.576	205.3	1:36:40.781	43	1	2:04.992	36.313	50.689	37.990	235.3	1:48:13.120
37	1	2:15.030	39.237	54.508	41.285	209.7	1:38:55.811	44	1	2:06.175	36.606	51.122	38.447	232.8	1:50:19.295
38	1	2:14.007	39.142	53.691	41.174	209.3	1:41:09.818	45	1	2:09.394	35.938	52.577	40.879	236.8	1:52:28.689
39	1	2:16.202	39.359	55.542	41.301	204.9	1:43:26.020	<b>71</b> Morgan Plus 4 Super Sport 1960 1. Simon OREBI GANN 2. Calum LOCKIE GT3							
40	1	2:13.516	38.851	53.764	40.901	209.7	1:45:39.536	1	1	2:30.707	46.278	59.712	44.717		2:30.707
41	1	2:13.483	38.945	54.058	40.480	211.8	1:47:53.019	2	1	3:19.073	49.818	1:34.562	54.693	118.8	5:49.780
42	1	2:16.247	39.511	56.179	40.557	203.8	1:50:09.266	3	1	3:22.961	1:24.029	1:15.134	43.798	60.5	9:12.741
43	1	2:16.817	39.795	56.446	40.576	210.9	1:52:26.083	4	1	2:25.106	44.569	57.839	42.698	181.2	11:37.847
<b>70</b> Shelby Cobra Daytona Coupe 1964 1. Erwin FRANCE GT5							5	1	2:26.154	44.869	58.594	42.691	186.9	14:04.001	
1	1	2:10.203	39.111	50.782	40.310		2:10.203	6	1	2:23.932	42.168	58.710	43.054	189.1	16:27.933
2	1	3:19.715	52.780	1:32.292	54.643	157.7	5:29.918	7	1	2:22.261	41.645	58.220	42.396	191.8	18:50.194
3	1	3:20.985	1:19.909	1:18.313	42.763	62.7	8:50.903	8	1	2:24.198	42.000	58.620	43.578	192.5	21:14.392
4	1	2:04.394	36.283	50.785	<b>37.326</b>	240.5	10:55.297	9	1	2:26.192	42.241	59.827	44.124	191.2	23:40.584
5	1	2:04.128	36.314	50.276	37.538	232.3	12:59.425	10	1	3:43.758	55.756	1:37.676	1:10.326	176.5	27:24.342
6	1	2:05.416	36.574	50.883	37.959	232.3	15:04.841	11	1	2:46.510	58.704	1:00.661	47.145	136.2	30:10.852
7	1	2:05.445	36.172	51.228	38.045	233.3	17:10.286	12	1	2:22.822	41.558	57.519	43.745	197.1	32:33.674
8	1	2:04.640	36.266	50.432	37.942	238.9	19:14.926	13	1	2:21.656	41.640	57.829	42.187	195.3	34:55.330
9	1	2:05.869	36.471	51.031	38.367	237.9	21:20.795	14	1	2:23.867	41.601	58.050	44.216	194.2	37:19.197
10	1	2:09.064	36.764	52.209	40.091	234.8	23:29.859	15	1	2:21.586	41.322	57.547	42.717	194.9	39:40.783
11	1	3:51.489	1:02.477	1:38.866	1:10.146	111.8	27:21.348	16	1	3:29.182	48.338	1:30.632	1:10.212	172.2	43:09.965
12	1	2:46.755	57.479	1:01.970	47.306	125.4	30:08.103	17	1	3:14.966	1:28.484	1:04.563	41.919	64.4	46:24.931
13	1	2:04.388	36.563	50.096	37.729	236.3	32:12.491	18	1	2:20.804	41.959	55.972	42.873	193.5	48:45.735
14	1	2:04.752	36.425	50.478	37.849	240.0	34:17.243	19	1	2:21.923	41.946	57.854	42.123	194.9	51:07.658
15	1	<b>2:04.009</b>	36.192	50.178	37.639	240.0	36:21.252	20	1	<del>2:21.613</del>	42.280	56.987	<del>42.346</del>	189.1	53:29.271
16	1	2:04.165	36.171	50.140	37.854	242.2	38:25.417	21	1	<del>2:19.751</del>	<del>40.973</del>	56.689	42.089	196.0	55:49.022
17	1	4:01.808 B	<b>35.890</b>	56.187	2:29.731	240.0	42:27.225	22	1	2:35.916 B	41.976	58.630	55.310	193.5	58:24.938
18	1	6:52.567	5:24.065	50.736	37.766	159.3	49:19.792	23	2	7:44.913	6:09.900	54.744	40.269	134.7	1:06:09.851
19	1	2:04.079	35.963	50.372	37.744	242.7	51:23.871	24	2	2:14.391	39.526	54.812	40.053	197.4	1:08:24.242
20	1	2:05.735	36.351	50.927	38.457	242.2	53:29.606	25	2	2:14.321	39.475	<b>54.077</b>	40.769	196.0	1:10:38.563
21	1	2:04.775	36.495	50.423	37.857	238.4	55:34.381	26	2	2:23.794	40.226	57.490	46.078	192.5	1:13:02.357
22	1	2:05.652	36.319	51.136	38.197	243.8	57:40.033	27	2	3:20.759	1:05.375	1:21.416	53.968	81.1	1:16:23.116
23	1	2:05.645	36.258	51.192	38.195	231.8	59:45.678	28	2	3:16.069	1:08.823	1:21.923	45.323	81.8	1:19:39.185
24	1	2:04.846	35.989	50.352	38.505	238.9	1:01:50.524	29	2	3:59.873	52.121	1:45.369	1:22.383	119.2	1:23:39.058
25	1	2:27.707	47.207	1:01.592	38.908	240.0	1:04:18.231	30	2	3:40.664	1:41.101	1:17.169	42.394	47.9	1:27:19.722
26	1	2:04.683	36.204	50.540	37.939	238.4	1:06:22.914	31	2	2:14.076	<b>39.335</b>	54.337	40.404	199.6	1:29:33.798
27	1	2:06.122	36.391	51.557	38.174	237.9	1:08:29.036	32	2	<b>2:13.875</b>	39.534	54.288	40.053	191.8	1:31:47.673
28	1	2:05.031	36.134	50.894	38.003	234.8	1:10:34.067	33	2	2:15.278	40.908	54.592	<b>39.778</b>	185.6	1:34:02.951
29	1	2:20.742	37.342	52.990	50.410	204.2	1:12:54.809	34	2	2:16.400	40.595	55.255	40.550	184.9	1:36:19.351
30	1	3:24.053	1:08.048	1:20.861	55.144	82.3	1:16:18.862	35	2	2:17.300	40.713	56.178	40.409	187.8	1:38:36.651
31	1	3:15.667	1:09.590	1:19.567	46.510	82.8	1:19:34.529	36	2	2:15.958	40.887	54.905	40.166	188.2	1:40:52.609
32	1	4:01.149	54.510	1:43.807	1:22.832	124.6	1:23:35.678	37	2	2:15.679	39.531	55.214	40.934	198.9	1:43:08.288
33	1	3:42.148	1:41.534	1:18.356	42.258	44.5	1:27:17.826	38	2	2:17.123	41.975	54.740	40.408	168.2	1:45:25.411
34	1	2:07.779	36.559	52.569	38.651	225.9	1:29:25.605	39	2	2:16.234	40.486	55.124	40.624	187.8	1:47:41.645
35	1	2:05.599	36.385	51.100	38.114	230.3	1:31:31.204	40	2	2:16.360	40.634	55.206	40.520	186.5	1:49:58.005
36	1	2:05.217	36.521	50.350	38.346	233.8	1:33:36.421	41	2	2:16.723	40.241	55.672	40.810	188.5	1:52:14.728
37	1	2:05.375	36.621	50.612	38.142	241.1	1:35:41.796	42	2	<b>3:02.319</b>	48.151	1:18.612	55.556	171.4	1:55:17.047
38	1	2:04.088	35.910	<b>50.026</b>	38.152	243.2	1:37:45.884	<b>73</b> Jaguar E-Type 3.8 1963 1. Laurent JASPERS GT4							
39	1	2:05.343	36.492	50.990	37.861	225.9	1:39:51.227	1	1	2:18.982	42.156	54.115	42.711		2:18.982
40	1	2:05.671	36.040	51.767	37.864	232.3	1:41:56.898	2	1	3:17.684	50.120	1:32.528	55.036	150.0	5:36.666
41	1	2:05.660	36.512	51.141	38.007	237.4	1:44:02.558								
42	1	2:05.570	36.384	51.279	37.907	238.4	1:46:08.128								



# SIXTIES' ENDURANCE ESPIRITU DE MONTJUIC RACE

## Sector Analysis

Lap under Red Flag														Invalidated Lap	Personal Best	Session Best	B Crossing the pit lane	
Lap	D	Time	Sector 1	Sector 2	Sector 3	T. Spd	Elapsed	Lap	D	Time	Sector 1	Sector 2	Sector 3	T. Spd	Elapsed			
3	1	3:20.057	1:20.409	1:17.163	42.485	48.7	8:56.723	9	1	2:46.515	1:01.412	59.224	45.879	79.9	30:33.997			
4	1	2:09.136	38.039	52.366	38.731	210.1	11:05.859	10	1	2:11.054	39.740	51.774	39.540	185.2	32:45.051			
5	1	2:08.215	37.409	52.207	38.599	221.3	13:14.074	11	1	2:12.553	39.868	52.914	39.771	213.0	34:57.604			
6	1	2:09.216	37.557	52.383	39.276	225.0	15:23.290	12	1	2:11.248	38.819	53.209	39.220	221.3	37:08.852			
7	1	2:08.336	38.068	51.654	38.614	217.3	17:31.626	13	1	2:08.983	37.796	52.009	39.178	210.5	39:17.835			
8	1	2:08.201	37.447	52.087	38.667	228.3	19:39.827	14	1	2:44.868B	39.082	1:04.499	1:01.287	227.4	42:02.703			
9	1	2:08.002	37.243	51.677	39.082	230.3	21:47.829	15	2	4:14.419	2:36.273	59.811	38.335	81.4	46:17.122			
10	1	2:12.057	37.858	54.122	40.077	216.0	23:59.886	16	2	2:03.432	36.171	49.877	37.384	224.1	48:20.554			
11	1	3:35.414	49.776	1:36.946	1:08.692	181.2	27:35.300	17	2	2:02.660	35.834	49.757	37.069	225.5	50:23.214			
12	1	2:43.283	59.224	1:00.409	43.650	112.6	30:18.583	18	2	2:02.675	35.797	49.391	37.487	225.0	52:25.889			
13	1	2:14.658	40.156	55.552	38.950	215.6	32:33.241	19	2	2:02.698	35.732	49.906	37.060	225.0	54:28.587			
14	1	2:08.833	37.413	51.420	40.000	227.8	34:42.074	20	2	2:02.411	35.644	49.435	37.332	225.0	56:30.998			
15	1	2:10.517	38.680	52.972	38.865	217.7	36:52.591	21	2	2:02.750	35.775	49.636	37.339	224.1	58:33.748			
16	1	2:08.392	37.222	52.134	39.036	220.4	39:00.983	22	2	2:03.687	36.350	50.060	37.277	225.9	1:00:37.435			
17	1	2:50.325	37.450	1:15.952	56.923	224.1	41:51.308	23	2	2:23.660	36.052	50.443	57.165	223.1	1:03:01.095			
18	1	3:20.193	1:11.360	1:21.147	47.686	78.7	45:11.501	24	2	2:23.827	47.149	50.662	46.016	180.0	1:05:24.922			
19	1	<del>2:08.333</del>	38.039	51.558	<del>38.736</del>	223.1	47:19.834	<b>77</b> Shelby Cobra 289 1965 1. Robin GREENHALGH 2. Jerome GREENHALGH GT5										
20	1	<del>2:08.298</del>	<del>36.979</del>	52.563	38.756	229.3	49:28.132	1	1	2:26.533	46.914	57.444	42.175		2:26.533			
21	1	2:07.592	37.223	51.695	38.674	227.8	51:35.724	2	1	3:18.164	49.988	1:34.140	54.036	152.5	5:44.697			
22	1	2:07.098	36.967	51.361	38.770	233.3	53:42.822	3	1	3:20.808	1:22.526	1:15.963	42.319	56.0	9:05.505			
23	1	<del>2:08.076</del>	37.148	52.249	<del>38.679</del>	229.3	55:50.898	4	1	2:12.971	38.513	54.109	40.349	217.7	11:18.476			
24	1	<del>2:08.178</del>	<del>37.358</del>	52.390	38.430	230.8	57:59.076	5	1	2:15.695	38.792	55.059	41.844	223.1	13:34.171			
25	1	2:07.652	37.036	51.881	38.735	230.3	1:00:06.728	6	1	2:20.529	40.227	57.780	42.522	206.1	15:54.700			
26	1	3:31.860B	37.099	51.668	2:03.093	234.3	1:03:38.588	7	1	2:22.089	41.120	58.340	42.629	204.5	18:16.789			
27	1	7:17.859	5:46.506	52.337	39.016	148.4	1:10:56.447	8	1	2:18.427	40.762	56.375	41.290	197.1	20:35.216			
28	1	2:40.640	37.524	1:05.828	57.288	225.5	1:13:37.087	9	1	2:29.609B	39.212	56.142	54.255	210.1	23:04.825			
29	1	3:28.989	1:11.465	1:20.468	57.056	74.8	1:17:06.076	10	1	4:39.907	2:16.109	1:15.847	1:07.951	117.1	27:44.732			
30	1	3:12.475	1:11.575	1:17.510	43.390	79.3	1:20:18.551	11	1	2:47.936	1:02.440	59.548	45.948	75.9	30:32.668			
31	1	3:25.998	45.838	1:18.680	1:21.480	160.2	1:23:44.549	12	1	2:11.908	38.917	52.879	40.112	225.5	32:44.576			
32	1	3:39.276	1:41.613	1:14.455	43.208	48.3	1:27:23.825	13	1	2:15.789	40.007	54.229	41.553	212.2	35:00.365			
33	1	2:08.041	37.710	51.798	38.533	220.0	1:29:31.866	14	1	2:14.805	39.627	54.410	40.768	220.4	37:15.170			
34	1	2:08.223	37.356	52.383	38.484	227.8	1:31:40.089	15	1	2:13.220	38.521	54.089	40.610	220.9	39:28.390			
35	1	2:07.883	37.194	51.983	38.706	223.6	1:33:47.972	16	1	3:37.053	51.777	1:32.708	1:12.568	223.1	43:05.443			
36	1	2:08.481	37.473	52.378	38.630	219.5	1:35:56.453	17	1	3:11.838	1:26.999	1:04.859	39.980	65.7	46:17.281			
37	1	2:09.090	37.642	52.590	38.858	207.7	1:38:05.543	18	1	2:12.750	38.600	53.821	40.329	223.1	48:30.031			
38	1	2:09.049	37.157	53.143	38.749	233.8	1:40:14.592	19	1	2:12.278	37.814	53.582	40.882	221.8	50:42.309			
39	1	2:09.102	37.324	52.765	39.013	229.3	1:42:23.694	20	1	2:12.950	38.334	54.369	40.247	224.1	52:55.259			
40	1	2:08.830	37.358	52.233	39.239	228.3	1:44:32.524	21	1	2:12.832	38.191	54.249	40.392	223.1	55:08.091			
41	1	2:08.766	37.423	52.491	38.852	222.7	1:46:41.290	22	1	2:12.186	38.188	53.906	40.092	222.7	57:20.277			
42	1	2:10.035	37.754	53.235	39.046	213.0	1:48:51.325	23	1	2:14.219	38.622	54.503	41.094	220.0	59:34.496			
43	1	2:08.431	37.145	52.484	38.802	227.4	1:50:59.756	24	1	2:26.456B	40.440	54.496	51.520	201.5	1:02:00.952			
44	1	2:27.405	37.093	53.573	56.739	225.9	1:53:27.161	25	2	37:20.436B				92.6	1:39:21.388			
<b>76</b> Shelby Cobra 289 1963 1. Abraham BONTRUP 2. Olivier HART GT5																		
1	1	11:28.282	9:54.013	54.835	39.434	95.5	11:28.282	26	2	2:37.216	1:02.005	56.068	39.143	139.0	1:41:58.604			
2	1	2:09.525	38.200	52.325	39.000	210.9	13:37.807	27	2	2:12.530	37.539	54.214	40.777	220.0	1:44:11.134			
3	1	2:10.663	37.907	53.127	39.629	219.5	15:48.470	28	2	2:13.132	38.088	52.881	42.163	227.8	1:46:24.266			
4	1	2:08.033	37.460	51.584	38.989	218.2	17:56.503	29	2	2:14.548	38.129	56.314	40.105	225.5	1:48:38.814			
5	1	2:09.781	37.505	52.994	39.282	195.7	20:06.284	30	2	2:11.576	37.744	53.429	40.403	224.1	1:50:50.390			
6	1	2:08.533	37.624	51.936	38.973	224.1	22:14.817	31	2	2:33.895	37.935	53.150	1:02.810	225.9	1:53:24.285			
7	1	2:22.428	39.810	58.736	43.882	213.9	24:37.245	<b>79</b> Lotus Elan 26R 1965 1. Mark DRAIN 2. Andrew HADDON GT2										
8	1	3:10.237	44.824	1:16.785	1:08.628	167.4	27:47.482											

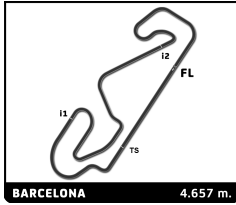


# SIXTIES' ENDURANCE ESPÍRITU DE MONTJUÏC RACE

## Sector Analysis

											Lap under Red Flag		Invalidated Lap		Personal Best		Session Best		B Crossing the pit lane	
Lap	D	Time	Sector 1	Sector 2	Sector 3	T. Spd	Elapsed	Lap	D	Time	Sector 1	Sector 2	Sector 3	T. Spd	Elapsed					
1	1	30:54.531	B	...	59.646	41.259		30:54.531	20	1	2:09.107	37.314	52.097	39.696	226.9	49:33.772				
2	1	2:16.409		41.381	54.987	40.041	190.5	33:10.940	21	1	<b>2:08.702</b>	<b>37.241</b>	52.400	39.061	227.4	51:42.474				
3	1	2:12.829		39.715	53.818	39.296	192.5	35:23.769	22	1	4:16.763	B	37.372	52.450	2:46.941	226.9	55:59.237			
4	1	2:12.541		39.146	53.593	39.802	203.8	37:36.310	23	2	7:07.079		5:13.099	55.385	58.595	141.7	1:03:06.316			
5	1	2:14.664		38.802	54.382	41.480	207.3	39:50.974	24	2	2:21.491	48.945	53.121	39.425	173.9	1:05:27.807				
6	1	3:25.005		1:04.147	1:19.268	1:01.590	88.8	43:15.979	25	2	2:10.264	38.481	52.559	39.224	203.8	1:07:38.071				
7	1	3:10.858		1:27.581	1:02.235	41.042	59.0	46:26.837	26	2	2:08.907	37.377	<b>51.603</b>	39.927	225.9	1:09:46.978				
8	1	2:22.708	B	39.370	54.277	49.061	204.2	48:49.545	27	2	2:10.281	37.940	52.200	40.141	224.5	1:11:57.259				
9	2	10:31.735		8:59.085	53.660	38.990	118.7	59:21.280	28	2	3:07.487	57.432	1:15.268	54.787	92.4	1:15:04.746				
10	2	2:10.103		38.002	53.308	38.793	213.4	1:01:31.383	29	2	3:26.424	1:09.383	1:19.803	57.238	82.6	1:18:31.170				
11	2	2:31.595		39.075	1:13.361	39.159	206.9	1:04:02.978	30	2	3:07.588	1:13.954	1:05.678	47.956	73.5	1:21:38.758				
12	2	2:09.278		<b>37.746</b>	52.648	38.884	214.7	1:06:12.256	31	2	2:48.688	51.382	1:07.152	50.154	136.4	1:24:27.446				
13	2	2:09.358		37.965	52.662	38.731	214.7	1:08:21.614	32	2	3:12.763	1:18.437	1:09.178	45.148	92.7	1:27:40.209				
14	2	2:10.688		39.206	52.607	38.875	186.5	1:10:32.302	33	2	2:12.557	39.052	53.633	39.872	202.6	1:29:52.766				
15	2	2:29.885	B	38.241	55.083	56.561	213.4	1:13:02.187	34	2	2:10.910	37.477	52.656	40.777	220.0	1:32:03.676				
16	2	4:11.188		1:57.000	1:18.705	55.483	85.2	1:17:13.375	35	2	2:12.986	38.592	54.341	40.053	203.8	1:34:16.662				
17	2	3:18.935		1:12.849	1:19.357	46.729	88.4	1:20:32.310	36	2	2:11.374	38.383	52.972	40.019	209.3	1:36:28.036				
18	2	3:20.400		51.423	1:09.331	1:19.646	113.9	1:23:52.710	37	2	2:10.324	37.789	52.893	39.642	213.4	1:38:38.360				
19	2	3:41.425		1:42.362	1:13.718	45.345	48.6	1:27:34.135	38	2	2:11.671	37.865	53.182	40.624	227.4	1:40:50.031				
20	2	2:13.358		40.049	53.310	39.999	185.6	1:29:47.493	39	2	2:10.518	38.137	52.709	39.672	203.0	1:43:00.549				
21	2	2:11.499		38.979	52.615	39.905	200.4	1:31:58.992	40	2	2:09.759	37.977	52.454	39.328	207.7	1:45:10.308				
22	2	2:13.730		38.198	54.103	41.429	209.7	1:34:12.722	41	2	2:11.309	37.927	52.911	40.471	206.5	1:47:21.617				
23	2	2:09.841		38.445	52.796	38.600	204.9	1:36:22.563	42	2	2:09.245	37.330	52.380	39.535	230.8	1:49:30.862				
24	2	2:09.290		38.263	52.454	<b>38.573</b>	208.1	1:38:31.853	43	2	2:09.503	37.566	52.608	39.329	223.1	1:51:40.365				
25	2	2:11.006		37.969	53.966	39.071	216.4	1:40:42.859	44	2	2:27.072	37.663	1:02.620	46.789	225.9	1:54:07.437				
26	2	2:09.261		38.170	52.434	38.657	217.3	1:42:52.120	<b>100</b> Jaguar E-Type 3.8 1963 1. Sébastien BERCHON GT4											
27	2	<b>2:08.509</b>		37.798	<b>52.102</b>	38.609	216.4	1:45:00.629	1	1	2:24.803	47.380	54.128	43.295		2:24.803				
28	2	2:10.070		38.286	52.863	38.921	217.3	1:47:10.699	2	1	3:18.439	49.615	1:34.065	54.759	169.8	5:43.242				
29	2	2:11.529		38.107	54.406	39.016	216.4	1:49:22.228	3	1	3:20.787	1:21.460	1:17.040	42.287	45.8	9:04.029				
30	2	2:12.093		38.294	54.619	39.180	216.0	1:51:34.321	4	1	<b>2:10.856</b>	38.291	53.049	39.516	222.7	11:14.885				
31	2	2:30.390		38.356	1:04.633	47.401	215.6	1:54:04.711	5	1	2:12.145	38.679	53.914	39.552	225.0	13:27.030				
<b>91</b> Jaguar E-Type Lightweight 1965 1. Marcus ANDERSON GT4 2. Mark BLAIR																				
1	1	2:21.205		45.865	53.297	42.043		2:21.205	6	1	2:22.480	B	38.542	53.520	50.418	224.1	15:49.510			
2	1	3:19.033		50.741	1:33.141	55.151	144.6	5:40.238	7	1	11:54.448	9:30.959	1:15.461	1:08.028	118.3	27:43.958				
3	1	3:19.712		1:20.333	1:17.795	41.584	47.9	8:59.950	8	1	2:48.282	1:02.647	59.184	46.451	77.5	30:32.240				
4	1	2:11.977		38.282	54.451	39.244	222.2	11:11.927	9	1	2:21.064	B	38.700	52.847	49.517	216.9	32:53.304			
5	1	2:11.304		37.544	54.235	39.525	225.5	13:23.231	10	1	11:53.056	9:36.417	1:20.133	56.506	116.5	44:46.360				
6	1	2:09.558		37.473	53.042	<b>39.043</b>	225.0	15:32.789	11	1	2:36.179	B	48.943	54.754	52.482	163.4	47:22.539			
7	1	2:09.136		37.413	52.039	39.684	227.8	17:41.925	12	1	13:40.885		...	<b>52.085</b>	<b>38.453</b>	149.0	1:01:03.424			
8	1	2:09.911		38.044	52.637	39.230	226.9	19:51.836	13	1	5:16.859	B	<b>38.117</b>	1:15.534	3:23.208	213.4	1:06:20.283			
9	1	2:11.369		37.817	53.395	40.157	223.6	22:03.205	14	1	3:00.568	1:29.574	52.252	38.742	135.2	1:09:20.851				
10	1	2:12.783		37.836	53.892	41.055	224.5	24:15.988	15	1	2:13.633	38.198	55.802	39.633	223.6	1:11:34.484				
11	1	3:22.537		42.316	1:31.553	1:08.668	188.5	27:38.525	16	1	2:41.968	B	38.568	1:01.923	1:01.477	220.4	1:14:16.452			
12	1	2:41.423		1:00.423	1:00.636	40.364	96.1	30:19.948	17	1	6:16.731	4:33.480	56.844	46.407	132.2	1:20:33.183				
13	1	2:17.186		40.613	56.939	39.634	204.9	32:37.134	18	1	3:20.335	51.238	1:09.725	1:19.372	112.5	1:23:53.518				
14	1	2:10.411		37.750	53.081	39.580	219.1	34:47.545	19	1	3:41.313	1:42.574	1:13.333	45.406	45.5	1:27:34.831				
15	1	2:13.386		38.093	54.258	41.035	217.7	37:00.931	20	1	2:13.612	40.124	53.312	40.176	203.4	1:29:48.443				
16	1	2:12.962		38.555	54.647	39.760	226.9	39:13.893	21	1	2:13.432	40.389	53.773	39.270	207.3	1:32:01.875				
17	1	2:41.136		39.486	1:05.733	55.917	228.3	41:55.029	22	1	2:12.200	38.840	53.288	40.072	213.4	1:34:14.075				
18	1	3:19.145		1:11.254	1:20.419	47.472	73.0	45:14.174	23	1	2:23.975	B	38.799	53.736	51.440	216.4	1:36:38.050			
19	1	2:10.491		37.757	52.688	40.046	227.4	47:24.665												

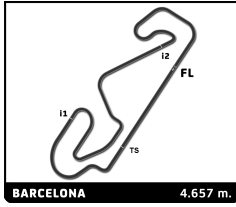




# SIXTIES' ENDURANCE ESPIRITU DE MONTJUIC RACE

## Sector Analysis

											Lap under Red Flag	Invalidated Lap	Personal Best	Session Best	Crossing the pit lane	
Lap	D	Time	Sector 1	Sector 2	Sector 3	T. Spd	Elapsed	Lap	D	Time	Sector 1	Sector 2	Sector 3	T. Spd	Elapsed	
<b>105</b>		Lotus Elan 26R 1964							4	1	2:11.370	38.532	52.838	40.000	222.2	11:06.535
		1.Stephan JOEBSTL					GT2		5	1	2:09.920	37.551	53.393	38.976	237.9	13:16.455
		2.Andy WILLIS							6	1	<del>2:09.081</del>	37.626	52.566	<del>38.889</del>	232.3	15:25.536
1	1	2:27.993	48.722	56.410	42.861		2:27.993	7	1	2:09.463	37.072	53.037	39.354	234.8	17:34.999	
2	1	3:18.540	50.027	1:34.223	54.290	145.0	5:46.533	8	1	2:08.732	36.844	52.446	39.442	234.8	19:43.731	
3	1	3:20.332	1:23.096	1:15.798	41.438	55.5	9:06.865	9	1	2:09.701	36.745	53.471	39.485	235.3	21:53.432	
4	1	2:15.787	39.335	55.335	41.117	198.9	11:22.652	10	1	2:12.905	37.059	54.432	41.414	231.8	24:06.337	
5	1	2:15.269	39.257	55.326	40.686	208.5	13:37.921	11	1	3:29.690	44.727	1:36.273	1:08.690	212.6	27:36.027	
6	1	2:17.053	39.745	54.656	42.652	203.8	15:54.974	12	1	2:42.816	59.268	1:00.363	43.185	102.3	30:18.843	
7	1	2:15.488	40.618	54.307	40.563	203.8	18:10.462	13	1	2:13.153	39.853	53.150	40.150	225.5	32:31.996	
8	1	2:13.377	39.418	53.997	39.962	208.1	20:23.839	14	1	2:09.851	37.473	51.768	40.610	219.1	34:41.847	
9	1	2:13.733	39.233	54.069	40.431	208.9	22:37.572	15	1	2:09.825	38.230	52.259	39.336	234.3	36:51.672	
10	1	2:19.486	41.448	56.719	41.319	189.5	24:57.058	16	1	2:08.670	36.895	52.415	39.360	235.3	39:00.342	
11	1	2:53.742	42.417	1:03.791	1:07.534	178.8	27:50.800	17	1	2:49.727	37.259	1:15.330	57.138	235.3	41:50.069	
12	1	2:45.649	1:03.643	58.898	43.108	78.4	30:36.449	18	1	3:20.929	1:11.204	1:21.220	48.505	77.8	45:10.998	
13	1	2:13.142	39.409	54.253	39.480	189.1	32:49.591	19	1	2:07.626	37.216	51.665	38.745	234.3	47:18.624	
14	1	2:12.781	38.508	55.040	39.233	202.6	35:02.372	20	1	2:09.217	37.056	53.254	38.907	234.8	49:27.841	
15	1	2:14.905	39.302	54.518	41.085	205.7	37:17.277	21	1	2:07.314	36.791	51.909	38.614	231.8	51:35.155	
16	1	2:11.684	38.356	53.889	39.439	210.5	39:28.961	22	1	2:07.379	36.632	51.848	38.899	237.9	53:42.534	
17	1	3:37.065	52.778	1:32.832	1:11.455	208.1	43:06.026	23	1	2:09.650	36.805	52.424	40.421	236.8	55:52.184	
18	1	3:13.490	1:26.847	1:06.138	40.505	66.1	46:19.516	24	1	2:08.998	37.446	52.226	39.326	233.3	58:01.182	
19	1	2:12.747	39.088	54.139	39.520	208.1	48:32.263	25	1	4:46.268B	37.155	53.323	3:15.790	235.8	1:02:47.450	
20	1	2:12.661	38.644	54.415	39.602	209.7	50:44.924	26	2	5:59.844	4:30.893	51.281	37.670	157.4	1:08:47.294	
21	1	2:13.101	38.663	54.037	40.401	209.7	52:58.025	27	2	2:03.713	35.632	50.714	37.367	236.8	1:10:51.007	
22	1	2:13.045	39.066	54.082	39.897	205.3	55:11.070	28	2	2:36.942	37.892	1:03.723	55.327	231.3	1:13:27.949	
23	1	2:13.496	38.701	54.377	40.418	209.7	57:24.566	29	2	3:25.603	1:09.242	1:19.638	56.723	81.4	1:16:53.552	
24	1	2:12.215	38.366	53.750	40.099	208.5	59:36.781	30	2	3:24.244	1:09.822	1:18.922	55.500	81.2	1:20:17.796	
25	1	2:27.789B	39.509	53.488	54.792	206.9	1:02:04.570	31	2	3:24.215	42.804	1:19.236	1:22.175	169.0	1:23:42.011	
26	2	7:38.416	6:03.862	54.858	39.696	138.8	1:09:42.986	32	2	3:40.561	1:41.539	1:15.718	43.304	50.7	1:27:22.572	
27	2	2:12.216	38.621	53.991	39.604	208.9	1:11:55.202	33	2	2:04.023	36.111	50.142	37.770	238.9	1:29:26.595	
28	2	3:07.101	56.655	1:15.672	54.774	99.2	1:15:02.303	34	2	2:03.710	36.140	50.427	37.143	237.4	1:31:30.305	
29	2	3:24.927	1:09.434	1:19.387	56.106	85.8	1:18:27.230	35	2	2:02.814	35.594	50.100	37.120	237.9	1:33:33.119	
30	2	3:10.858	1:16.541	1:06.227	48.090	68.3	1:21:38.088	36	2	2:05.083	35.932	51.470	37.681	244.9	1:35:38.202	
31	2	2:48.620	51.254	1:07.082	50.284	131.7	1:24:26.708	37	2	2:04.952	36.399	50.997	37.556	241.6	1:37:43.154	
32	2	3:13.157	1:18.051	1:09.043	46.063	87.4	1:27:39.865	38	2	2:03.605	35.762	50.704	37.139	238.4	1:39:46.759	
33	2	2:14.411	39.833	54.741	39.837	192.5	1:29:54.276	39	2	2:04.148	36.039	50.894	37.215	237.9	1:41:50.907	
34	2	2:13.325	39.052	53.525	40.748	205.7	1:32:07.601	40	2	2:03.370	35.807	50.629	36.934	237.9	1:43:54.277	
35	2	2:11.501	38.927	53.190	39.384	208.9	1:34:19.102	41	2	2:02.421	35.768	49.829	36.824	236.8	1:45:56.698	
36	2	2:10.755	38.901	52.851	39.003	207.3	1:36:29.857	42	2	2:03.252	36.064	50.055	37.133	236.3	1:47:59.950	
37	2	2:09.405	37.950	52.936	38.519	210.1	1:38:39.262	43	2	2:05.594	36.171	50.999	38.424	239.5	1:50:05.544	
38	2	2:10.101	38.013	53.003	39.085	210.1	1:40:49.363	44	2	2:06.852	35.842	52.599	38.411	240.0	1:52:12.396	
39	2	2:10.082	37.835	52.921	39.326	209.3	1:42:59.445	45	2	3:01.521	47.654	1:17.289	56.578	203.0	1:55:13.917	
40	2	2:10.028	38.060	52.972	38.996	209.3	1:45:09.473									
41	2	2:11.490	38.032	53.944	39.514	208.9	1:47:20.963									
42	2	2:10.477	38.368	53.549	38.560	206.1	1:49:31.440									
43	2	2:09.876	37.807	53.642	38.427	209.7	1:51:41.316									
44	2	2:28.657	38.035	1:05.024	45.598	210.1	1:54:09.973									
<b>106</b>		Jaguar E-Type 3.8 1963							<b>121</b> Shelby Cobra 289 1964							
		1.Richard MEINS					GT4		1.Jonathan PACE							
		2.Rob HUFF							2.Scott REDDING							
1	1	2:14.274	40.663	53.660	39.951		2:14.274	1	1	2:19.404	43.536	53.368	42.500		2:19.404	
2	1	3:19.826	52.442	1:32.496	54.888	162.7	5:34.100	2	1	3:17.752	50.371	1:32.713	54.668	153.2	5:37.156	
3	1	3:21.065	1:19.953	1:17.401	43.711	48.4	8:55.165	3	1	3:20.547	1:20.865	1:17.416	42.266	47.1	8:57.703	
								4	1	2:09.013	38.532	51.563	38.918	210.5	11:06.716	
								5	1	2:08.393	38.266	52.184	37.943	203.0	13:15.109	
								6	1	2:07.487	37.339	51.609	38.539	216.0	15:22.596	
								7	1	2:07.289	37.489	51.053	38.747	208.1	17:29.885	
								8	1	2:06.848	37.500	51.228	38.120	203.8	19:36.733	



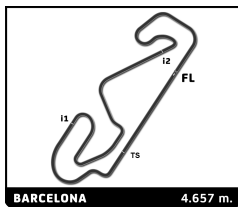
**SIXTIES' ENDURANCE**  
**ESPIRITU DE MONTJUIC**  
**RACE**

**Sector Analysis**

													Lap under Red Flag		Invalidated Lap		Personal Best		Session Best		B Crossing the pit lane	
Lap	D	Time	Sector 1	Sector 2	Sector 3	T. Spd	Elapsed	Lap	D	Time	Sector 1	Sector 2	Sector 3	T. Spd	Elapsed							
9	1	2:07.908	37.589	51.728	38.591	206.5	21:44.641	15	1	2:09.339	37.684	53.160	38.495	217.7	36:55.049							
10	1	2:13.233	37.663	53.365	42.205	206.1	23:57.874	16	1	2:08.586	37.558	52.474	38.554	218.6	39:03.635							
11	1	3:35.183	50.159	1:36.414	1:08.610	183.1	27:33.057	17	1	2:49.415	38.226	1:14.257	56.932	210.1	41:53.050							
12	1	2:44.849	1:00.041	1:00.994	43.814	105.7	30:17.906	18	1	3:18.874	1:10.930	1:21.001	46.943	79.4	45:11.924							
13	1	2:09.919	40.162	51.794	37.963	210.5	32:27.825	19	1	2:10.230	38.503	53.159	38.568	218.6	47:22.154							
14	1	2:06.746	37.023	50.952	38.771	216.4	34:34.571	20	1	2:08.957	37.841	52.089	39.027	217.7	49:31.111							
15	1	2:06.561	37.171	<b>50.718</b>	38.672	209.7	36:41.132	21	1	2:08.078	37.918	52.026	38.134	218.2	51:39.189							
16	1	<b>2:06.216</b>	<b>36.781</b>	50.849	38.586	222.7	38:47.348	22	1	2:08.159	37.532	52.265	38.362	218.6	53:47.348							
17	1	2:44.605	37.311	1:09.155	58.139	216.4	41:31.953	23	1	2:08.906	37.720	52.734	38.452	218.6	55:56.254							
18	1	3:26.872	1:09.362	1:20.845	56.665	83.7	44:58.825	24	1	<del>2:09.742</del>	37.566	52.564	<del>39.612</del>	219.1	58:05.996							
19	1	2:07.708	38.535	51.239	<b>37.934</b>	217.3	47:06.533	25	1	<del>2:11.573</del>	<del>38.527</del>	53.812	39.234	218.2	1:00:17.569							
20	1	2:06.998	37.058	51.777	38.163	220.9	49:13.531	26	1	2:26.929 <b>B</b>	38.190	53.542	55.197	220.4	1:02:44.498							
21	1	3:59.911 <b>B</b>	36.859	51.006	2:32.046	225.9	53:13.442	27	2	7:37.594	6:06.006	53.125	38.463	137.2	1:10:22.092							
22	2	7:00.437	5:22.732	56.327	41.378	115.3	1:00:13.879	28	2	2:28.309	38.352	53.797	56.160	214.7	1:12:50.401							
23	2	2:27.999	39.096	56.098	52.805	203.0	1:02:41.878	29	2	3:23.199	1:08.288	1:21.304	53.607	79.6	1:16:13.600							
24	2	2:41.286	1:00.155	54.855	46.276	79.8	1:05:23.164	30	2	3:17.997	1:07.576	1:22.728	47.693	83.2	1:19:31.597							
25	2	2:16.997	42.082	55.026	39.889	187.5	1:07:40.161	31	2	4:00.412	54.906	1:43.052	1:22.454	132.2	1:23:32.009							
26	2	2:11.092	38.070	53.321	39.701	203.0	1:09:51.253	32	2	3:44.006	1:41.996	1:18.533	43.477	53.7	1:27:16.015							
27	2	2:13.070	39.044	53.678	40.348	203.8	1:12:04.323	33	2	2:08.331	38.025	52.169	38.137	216.9	1:29:24.346							
28	2	3:26.341	1:08.847	1:18.116	59.378	79.4	1:15:30.664	34	2	2:07.597	37.131	52.207	38.259	217.3	1:31:31.943							
29	2	3:30.018	1:13.072	1:18.843	58.103	87.4	1:19:00.682	35	2	2:07.024	36.886	51.939	38.199	219.1	1:33:38.967							
30	2	2:56.899	1:13.040	1:00.036	43.823	118.3	1:21:57.581	36	2	2:08.405	37.278	52.407	38.720	219.1	1:35:47.372							
31	2	2:32.734	44.840	1:01.464	46.430	180.3	1:24:30.315	37	2	2:07.032	37.071	51.541	38.420	219.1	1:37:54.404							
32	2	3:12.107	1:18.465	1:07.971	45.671	103.3	1:27:42.422	38	2	2:06.505	36.831	<b>51.259</b>	38.415	219.5	1:40:00.909							
33	2	2:17.158	40.155	57.177	39.826	206.5	1:29:59.580	39	2	2:07.686	36.887	51.638	39.161	219.5	1:42:08.595							
34	2	2:10.868	37.946	53.536	39.386	220.4	1:32:10.448	40	2	2:06.265	37.117	51.319	37.829	219.1	1:44:14.860							
35	2	2:12.639	38.899	53.921	39.819	213.0	1:34:23.087	41	2	2:07.047	<b>36.781</b>	51.741	38.525	219.5	1:46:21.907							
36	2	2:12.568	38.435	54.083	40.050	200.4	1:36:35.655	42	2	<b>2:06.096</b>	36.953	51.400	<b>37.743</b>	218.6	1:48:28.003							
37	2	2:11.029	37.780	53.648	39.601	219.5	1:38:46.684	43	2	2:06.588	36.813	51.871	37.904	219.1	1:50:34.591							
38	2	2:10.774	38.332	53.394	39.048	209.3	1:40:57.458	44	2	2:21.547	37.132	52.582	51.833	218.2	1:52:56.138							
39	2	2:10.706	38.291	52.979	39.436	214.7	1:43:08.164															
40	2	2:09.759	37.981	52.703	39.075	209.3	1:45:17.923															
41	2	2:10.067	38.083	52.461	39.523	210.1	1:47:27.990															
42	2	2:12.208	38.661	53.980	39.567	212.6	1:49:40.198															
43	2	2:13.580	38.183	55.653	39.744	213.4	1:51:53.778															
44	2	3:00.691	49.597	1:17.714	53.380	207.7	1:54:54.469															

<b>124</b> Lotus Elan 26R 1965						
1. Ivan Petev IVANOV						
2. Edward MORRIS						
GT2						
1	1	2:20.594	41.301	55.206	44.087	2:20.594
2	1	3:18.388	50.470	1:32.776	55.142	5:38.982
3	1	3:19.986	1:20.477	1:17.104	42.405	8:58.968
4	1	2:11.465	38.706	53.807	38.952	11:10.433
5	1	2:10.860	38.168	53.783	38.909	13:21.293
6	1	2:10.965	38.100	53.992	38.873	15:32.258
7	1	2:10.481	38.621	53.137	38.723	17:42.739
8	1	2:10.527	38.150	52.758	39.619	19:53.266
9	1	2:10.480	38.094	53.098	39.288	22:03.746
10	1	2:15.991	39.262	55.889	40.840	24:19.737
11	1	3:20.051	40.385	1:31.791	1:07.875	27:39.788
12	1	2:40.869	1:00.493	1:00.315	40.061	30:20.657
13	1	2:14.491	40.642	55.150	38.699	32:35.148
14	1	2:10.562	38.752	52.904	38.906	34:45.710

<b>134</b> Austin-Healey 3000 Mk I 1961						
1. Bart BLOMMAERT						
2. Rikkert LEEMAN						
GT3						
1	1	2:37.748	54.320	58.907	44.521	2:37.748
2	1	3:16.543	47.920	1:34.775	53.848	5:54.291
3	1	3:25.007	1:24.983	1:14.262	45.762	9:19.298
4	1	<b>2:17.747</b>	<b>40.312</b>	<b>55.675</b>	41.760	11:37.045
5	1	2:40.410	1:00.454	57.087	42.869	14:17.455
6	1	2:19.292	41.612	56.407	<b>41.273</b>	16:36.747
7	1	2:19.941	41.060	56.812	42.069	18:56.688
8	1	2:20.634	41.261	56.911	42.462	21:17.322
9	1	2:28.582	41.552	1:02.531	44.499	23:45.904
10	1	3:41.407	54.070	1:37.762	1:09.575	27:27.311
11	1	2:45.616	59.051	1:00.636	45.929	30:12.927
12	1	2:27.339	43.908	1:00.124	43.307	32:40.266
13	1	2:19.781	40.831	56.198	42.752	35:00.047
14	1	2:21.916	41.781	57.956	42.179	37:21.963
15	1	2:19.375	40.417	56.365	42.593	39:41.338
16	1	3:28.995	48.288	1:30.924	1:09.783	43:10.333
17	1	3:18.116	1:29.051	1:05.780	43.285	46:28.449
18	1	2:20.499	40.690	57.406	42.403	48:48.948
19	1	2:19.148	40.827	56.865	41.456	51:08.096
20	1	2:20.144	40.779	56.520	42.845	53:28.240



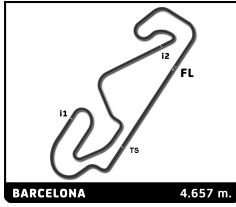
**SIXTIES' ENDURANCE**  
**ESPIRITU DE MONTJUIC**  
**RACE**

**Sector Analysis**

Lap under Red Flag    Invalidated Lap    Personal Best    Session Best    Crossing the pit lane

Lap	D	Time	Sector 1	Sector 2	Sector 3	T. Spd	Elapsed	Lap	D	Time	Sector 1	Sector 2	Sector 3	T. Spd	Elapsed
21	1	2:19.926	40.549	57.033	42.344	196.7	55:48.166	12	1	2:44.699	58.081	1:01.110	45.508	117.8	30:11.322
22	1	4:37.298 <b>B</b>	41.461	1:01.524	2:54.313	195.7	1:00:25.464	13	1	<b>2:04.173</b>	36.290	50.314	37.569	237.4	32:15.495
23	2	5:44.223	3:58.600	1:00.490	45.133	121.8	1:06:09.687	14	1	2:04.352	36.502	<b>50.297</b>	37.553	230.8	34:19.847
24	2	2:25.947	42.631	59.753	43.563	197.1	1:08:35.634	15	1	2:04.286	36.168	50.484	37.634	236.3	36:24.133
25	2	2:22.050	41.729	57.598	42.723	203.8	1:10:57.684	16	1	2:04.714	36.143	50.705	37.866	235.8	38:28.847
26	2	2:42.557	43.401	1:02.157	56.999	197.1	1:13:40.241	17	1	2:24.236	36.229	59.310	48.697	235.3	40:53.083
27	2	3:29.009	1:12.124	1:20.401	56.484	67.2	1:17:09.250	18	1	3:19.163	1:06.234	1:18.338	54.591	87.0	44:12.246
28	2	3:16.800	1:12.413	1:17.921	46.466	77.4	1:20:26.050	19	1	2:28.041	59.130	51.139	37.772	79.7	46:40.287
29	2	3:22.081	48.822	1:12.177	1:21.082	157.4	1:23:48.131	20	1	2:05.544	36.475	50.868	38.201	232.3	48:45.831
30	2	3:43.111	1:42.236	1:13.961	46.914	46.4	1:27:31.242	21	1	2:05.003	36.462	50.849	37.692	230.8	50:50.834
31	2	2:33.427	45.313	1:03.869	44.245	175.9	1:30:04.669	22	1	2:06.729	36.428	51.100	39.201	236.3	52:57.563
32	2	2:24.738	42.126	57.657	44.955	191.5	1:32:29.407	23	1	2:06.255	36.952	51.498	37.805	234.3	55:03.818
33	2	2:23.069	41.495	57.979	43.595	205.3	1:34:52.476	24	1	2:05.187	36.293	50.753	38.141	231.3	57:09.005
34	2	2:21.461	41.740	57.157	42.564	197.8	1:37:13.937	25	1	2:04.936	36.333	50.572	38.031	230.8	59:13.941
35	2	2:23.262	41.068	58.337	43.857	205.7	1:39:37.199	26	1	2:04.299	36.168	50.497	37.634	230.8	1:01:18.240
36	2	2:30.026	44.435	1:01.116	44.475	166.7	1:42:07.225	27	1	2:28.197	36.688	1:12.800	38.709	234.3	1:03:46.437
37	2	2:26.862	43.320	59.232	44.310	178.8	1:44:34.087	28	1	2:05.584	36.921	50.815	37.848	225.9	1:05:52.021
38	2	2:28.213	42.855	1:00.379	44.979	184.0	1:47:02.300	29	1	2:04.892	36.382	50.967	<b>37.543</b>	233.8	1:07:56.913
39	2	2:28.768	44.290	1:00.508	43.970	178.8	1:49:31.068	30	1	3:49.066 <b>B</b>	36.261	51.633	2:21.172	229.8	1:11:45.979
40	2	2:27.467	43.075	1:00.585	43.807	181.2	1:51:58.535	31	1	7:49.375	5:43.601	1:19.878	45.896	94.0	1:19:35.354
41	2	2:56.181	46.667	1:16.040	53.474	191.5	1:54:54.716	32	1	4:01.867	54.407	1:44.728	1:22.732	126.8	1:23:37.221
<b>150</b> Lotus Elan 26R 1965 1. Philipp BUHOFFER 2. George MCDONALD GT2								33	1	3:41.078	1:41.476	1:17.803	41.799	46.1	1:27:18.299
1	1	2:22.065	45.313	54.118	42.634		2:22.065	34	1	2:08.566	36.769	52.414	39.383	218.2	1:29:26.865
2	1	3:18.646	50.465	1:33.160	55.021	145.0	5:40.711	35	1	2:06.273	36.792	51.203	38.278	222.7	1:31:33.138
3	1	3:20.064	1:20.731	1:17.581	41.752	46.6	9:00.775	36	1	2:06.151	36.596	51.275	38.280	231.3	1:33:39.289
4	1	2:13.416	39.088	54.140	40.188	208.1	11:14.191	37	1	2:07.722	36.722	51.461	39.539	235.8	1:35:47.011
5	1	2:12.369	39.246	<b>53.446</b>	39.677	210.5	13:26.560	38	1	2:06.165	36.851	51.090	38.224	226.9	1:37:53.176
6	1	2:14.969	39.450	55.614	39.905	208.1	15:41.529	39	1	2:05.798	<b>36.052</b>	51.289	38.457	235.8	1:39:58.974
7	1	2:11.768	<b>38.414</b>	53.597	39.757	210.1	17:53.297	40	1	2:08.803	37.105	52.813	38.885	228.8	1:42:07.777
8	1	2:12.997	39.190	53.998	39.809	208.1	20:06.294	41	1	2:05.632	36.759	50.644	38.229	227.8	1:44:13.409
9	1	<b>2:11.607</b>	38.688	53.460	<b>39.459</b>	210.1	22:17.901	42	1	2:07.055	36.464	51.291	39.300	230.8	1:46:20.464
10	1	2:19.802	39.482	56.550	43.770	207.3	24:37.703	43	1	2:06.031	36.458	51.124	38.449	236.8	1:48:26.495
11	1	3:10.100	45.339	1:16.602	1:08.159	161.0	27:47.803	44	1	2:05.761	36.367	51.331	38.063	235.8	1:50:32.256
12	1	2:46.840	1:01.903	59.248	45.689	78.0	30:34.643	45	1	2:18.588	36.350	52.092	50.146	236.8	1:52:50.844
13	1	2:14.562	40.582	54.425	39.555	203.0	32:49.205	<b>177</b> Lotus Elan 26R 1963 1. Jean-Marie AMOROS GT2							
14	1	2:12.786	38.500	54.762	39.524	210.5	35:01.991	1	1	2:52.575	59.083	1:03.629	49.863		2:52.575
15	1	2:14.406	39.468	54.390	40.548	212.2	37:16.397	2	1	3:07.542	52.563	1:22.166	52.813	133.3	6:00.117
<b>157</b> Jaguar E-Type 3.8 1965 1. Jonathan MITCHELL GT4								3	1	3:28.538	1:25.658	1:12.916	49.964	62.8	9:28.655
1	1	2:05.782	37.173	50.740	37.869		2:05.782	4	1	2:30.747	43.903	1:01.129	45.715	195.3	11:59.402
2	1	3:20.700	53.931	1:31.522	55.247	130.6	5:26.482	5	1	2:31.595	43.541	1:02.004	46.050	196.7	14:30.997
3	1	3:22.619	1:19.362	1:18.420	44.837	61.4	8:49.101	6	1	2:30.247	43.902	1:00.383	45.962	188.2	17:01.244
4	1	2:04.969	36.161	51.107	37.701	232.3	10:54.070	7	1	2:31.263	43.254	1:02.041	45.968	198.5	19:32.507
5	1	2:05.663	36.067	51.052	38.544	234.8	12:59.733	8	1	2:34.045	43.636	1:01.306	49.103	191.8	22:06.552
6	1	2:05.866	36.507	51.577	37.782	230.8	15:05.599	9	1	2:28.758	44.182	1:00.230	44.346	199.6	24:35.310
7	1	2:05.824	36.122	51.470	38.232	229.3	17:11.423	10	1	3:06.630	42.621	1:15.634	1:08.375	191.8	27:41.940
8	1	2:06.246	36.721	51.168	38.357	238.4	19:17.669	11	1	2:49.538	1:02.387	59.823	47.328	86.5	30:31.478
9	1	2:06.367	36.484	51.706	38.177	234.8	21:24.036	12	1	2:27.864	43.083	1:00.906	43.875	196.4	32:59.342
10	1	2:19.135	36.832	59.561	42.742	230.8	23:43.171	13	1	2:24.015	41.515	58.238	44.262	204.2	35:23.357
11	1	3:43.452	55.786	1:37.822	1:09.844	161.9	27:26.623	14	1	<b>2:21.989</b>	41.091	<b>57.696</b>	<b>43.202</b>	198.2	37:45.346
								15	1	2:24.299	41.181	58.426	44.692	203.4	40:09.645
								16	1	3:07.772	47.875	1:18.388	1:01.509	164.6	43:17.417

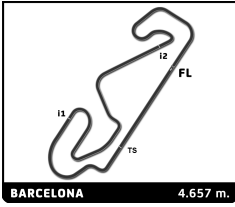




# SIXTIES' ENDURANCE ESPIRITU DE MONTJUIC RACE

## Sector Analysis

Lap under Red Flag											Invalidated Lap	Personal Best	Session Best	B Crossing the pit lane	
Lap	D	Time	Sector 1	Sector 2	Sector 3	T. Spd	Elapsed	Lap	D	Time	Sector 1	Sector 2	Sector 3	T. Spd	Elapsed
17	1	3:17.040	1:28.390	1:05.077	43.573	64.2	46:34.457	38	2	2:05.364	36.326	51.489	37.549	225.0	1:40:12.461
18	1	2:22.660	41.385	57.755	43.520	199.3	48:57.117	39	2	2:05.121	36.365	51.247	37.509	217.7	1:42:17.582
19	1	2:22.155	<b>40.855</b>	57.920	43.380	205.7	51:19.272	40	2	2:04.919	36.210	51.189	37.520	216.4	1:44:22.501
20	1	2:23.478	41.849	57.846	43.783	204.2	53:42.750	41	2	2:05.192	36.452	51.157	37.583	219.1	1:46:27.693
21	1	2:25.339	41.579	58.959	44.801	189.1	56:08.089	42	2	2:05.835	36.366	51.633	37.836	221.8	1:48:33.528
22	1	5:06.449	<b>B</b> 44.602	58.053	3:23.794	169.5	1:01:14.538	43	2	2:05.182	36.330	51.225	37.627	216.0	1:50:38.710
23	1	5:30.728	3:47.453	59.091	44.184	111.9	1:06:45.266	44	2	2:18.602	36.193	51.078	51.331	222.2	1:52:57.312
24	1	2:28.121	42.647	1:00.160	45.314	191.5	1:09:13.387	<b>190</b> Shelby Cobra 289 1963							
25	1	2:28.150	41.728	1:01.820	44.602	197.1	1:11:41.537	1. Carlo VÖGELE							
26	1	2:49.818	45.501	1:11.542	52.775	205.3	1:14:31.355	2. Yves VÖGELE							
27	1	3:49.570	1:09.160	1:32.189	1:08.221	89.3	1:18:20.925	1	1	2:27.335	49.219	55.903	42.213		2:27.335
28	1	3:16.735	1:21.767	1:06.082	48.886	66.5	1:21:37.660	2	1	3:18.768	50.164	1:34.125	54.479	149.6	5:46.103
29	1	3:01.310	<b>B</b> 50.810	1:07.170	1:03.330	139.7	1:24:38.970	3	1	3:20.069	1:22.523	1:15.962	41.584	51.7	9:06.172
<b>180</b> Jaguar E-Type 3.8 1965															
1. Lee MOWLE								GT4							
2. Phil KEEN															
1	1	2:12.289	38.889	53.390	40.010		2:12.289	4	1	2:10.539	38.009	53.128	39.402	211.4	11:16.711
2	1	3:19.918	52.455	1:32.218	55.245	170.3	5:32.207	5	1	2:11.200	38.051	53.630	39.519	217.3	13:27.911
3	1	3:20.934	1:19.641	1:17.558	43.735	57.2	8:53.141	6	1	2:12.111	38.240	54.090	39.781	209.7	15:40.022
4	1	2:11.605	38.113	53.046	40.446	214.3	11:04.746	7	1	2:10.794	38.068	52.662	40.064	231.3	17:50.816
5	1	2:08.565	37.678	52.249	38.638	207.7	13:13.311	8	1	2:11.742	38.027	53.324	40.391	223.1	20:02.558
6	1	2:07.745	37.154	52.050	38.541	220.4	15:21.056	9	1	2:10.793	37.763	53.144	39.886	222.7	22:13.351
7	1	2:07.444	37.139	51.770	38.535	219.5	17:28.500	10	1	2:23.337	40.265	59.079	43.993	220.9	24:36.688
8	1	2:08.094	37.360	52.166	38.568	210.9	19:36.594	11	1	3:09.238	44.853	1:16.150	1:08.235	172.8	27:45.926
9	1	2:10.705	38.588	52.252	39.865	201.1	21:47.299	12	1	2:47.623	1:02.242	59.341	46.040	79.1	30:33.549
10	1	2:11.967	37.579	53.866	40.522	218.6	23:59.266	13	1	2:11.328	38.894	52.359	40.075	209.7	32:44.877
11	1	3:35.116	49.418	1:36.944	1:08.754	181.5	27:34.382	14	1	2:15.725	40.492	53.978	41.255	217.7	35:00.602
12	1	2:43.874	59.350	1:00.734	43.790	112.1	30:18.256	15	1	2:11.938	38.057	53.948	39.933	225.5	37:12.540
13	1	2:12.659	40.156	52.702	39.801	212.6	32:30.915	16	1	2:10.592	37.843	52.966	39.783	228.8	39:23.132
14	1	2:10.738	37.931	52.150	40.657	220.9	34:41.653	17	1	2:36.457	44.449	1:04.074	47.934	230.3	41:59.589
15	1	2:10.493	38.772	52.698	39.023	214.7	36:52.146	18	1	3:16.255	1:12.822	1:18.787	44.646	78.7	45:15.844
16	1	2:08.507	37.142	52.076	39.289	229.3	39:00.653	19	1	4:31.760	<b>B</b> 38.964	52.787	3:00.009	201.1	49:47.604
17	1	2:49.970	37.296	1:15.601	57.073	228.3	41:50.623	20	2	6:33.036	4:57.395	55.460	40.181	120.9	56:20.640
18	1	3:20.683	1:11.214	1:21.278	48.191	78.5	45:11.306	21	2	2:11.363	37.940	53.435	39.988	220.4	58:32.003
19	1	<del>2:07.856</del>	37.770	51.473	<del>38.613</del>	225.9	47:19.162	22	2	2:11.667	38.639	53.482	39.546	213.9	1:00:43.670
20	1	<del>2:08.038</del>	<del>37.137</del>	51.952	38.949	220.9	49:27.200	23	2	2:37.288	39.358	59.248	58.682	225.0	1:03:20.958
21	1	2:06.971	36.850	51.930	38.191	226.4	51:34.171	24	2	2:12.242	40.824	52.394	39.024	203.4	1:05:33.200
22	1	2:07.067	36.751	51.502	38.814	227.8	53:41.238	25	2	2:12.222	40.481	52.080	39.661	188.8	1:07:45.422
23	1	2:09.029	37.082	52.862	39.085	221.3	55:50.267	26	2	2:11.020	38.549	53.176	39.295	203.0	1:09:56.442
24	1	2:07.762	37.600	51.861	38.301	226.9	57:58.029	27	2	2:16.141	39.246	52.303	44.592	207.3	1:12:12.583
25	1	4:08.719	<b>B</b> 37.256	52.026	2:39.437	221.3	1:02:06.748	28	2	3:26.527	1:10.098	1:19.221	57.208	77.6	1:15:39.110
26	2	7:24.194	5:52.136	52.476	39.582	139.2	1:09:30.942	29	2	3:27.419	1:10.420	1:20.719	56.280	80.5	1:19:06.529
27	2	2:05.753	36.783	51.176	37.794	216.4	1:11:36.695	30	2	2:55.061	1:12.266	1:01.349	41.446	103.4	1:22:01.590
28	2	2:38.990	41.435	1:04.504	53.051	207.3	1:14:15.685	31	2	2:31.012	43.542	1:00.620	46.850	167.2	1:24:32.602
29	2	4:04.638	1:23.231	1:31.894	1:09.513	68.2	1:18:20.323	32	2	3:10.897	1:18.823	1:07.344	44.730	100.7	1:27:43.499
30	2	3:05.545	1:20.302	1:02.528	42.715	68.2	1:21:25.868	33	2	2:13.776	39.074	55.379	39.323	204.9	1:29:57.275
31	2	2:34.586	43.280	58.938	52.368	182.1	1:24:00.454	34	2	2:10.310	38.173	53.305	38.832	201.1	1:32:07.585
32	2	3:38.315	1:41.929	1:10.281	46.105	41.3	1:27:38.769	35	2	2:09.597	38.139	52.645	38.813	204.2	1:34:17.182
33	2	2:08.637	37.610	52.560	38.467	221.8	1:29:47.406	36	2	2:08.014	37.595	51.678	38.741	213.4	1:36:25.196
34	2	2:06.188	37.057	51.742	37.389	223.1	1:31:53.594	37	2	2:08.048	36.921	52.051	39.076	221.8	1:38:33.244
35	2	2:04.561	<b>36.176</b>	<b>50.609</b>	37.776	222.7	1:33:58.155	38	2	2:09.220	37.278	52.619	39.323	215.6	1:40:42.464
36	2	<b>2:04.399</b>	36.246	50.768	<b>37.385</b>	222.2	1:36:02.554	39	2	2:07.908	37.128	51.775	39.005	220.4	1:42:50.372
37	2	2:04.543	36.300	50.812	37.431	222.7	1:38:07.097	40	2	2:07.866	37.591	<b>51.652</b>	38.623	198.9	1:44:58.238
								41	2	<b>2:07.792</b>	37.076	52.284	<b>38.432</b>	222.2	1:47:06.030
								42	2	2:09.357	38.256	51.918	39.183	199.3	1:49:15.387
								43	2	2:08.112	<b>36.841</b>	52.282	38.989	221.3	1:51:23.499



**SIXTIES' ENDURANCE**  
**ESPÍRITU DE MONTJUÏC**  
**RACE**

Sector Analysis

Lap under Red Flag    Invalidated Lap    ■ Personal Best    ■ Session Best    **B** Crossing the pit lane

Lap	D	Time	Sector 1	Sector 2	Sector 3	T. Spd	Elapsed	Lap	D	Time	Sector 1	Sector 2	Sector 3	T. Spd	Elapsed
44	2	2:33.903	36.980	1:04.064	52.859	221.3	1:53:57.402								

