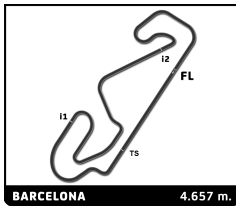


ENDURANCE RACING LEGENDS 2 - GT2

ESPÍRITU DE MONTJUIC RACE 2

Sector Analysis

Lap under Red Flag											Invalidated Lap	Personal Best	Session Best	B Crossing the pit lane																																																																																																	
Lap	D	Time	Sector 1	Sector 2	Sector 3	T. Spd	Elapsed	Lap	D	Time	Sector 1	Sector 2	Sector 3	T. Spd	Elapsed																																																																																																
5		BMW M3 E36 GT 2000										GT2B																																																																																																			
		1.Scooter GABEL																																																																																																													
1	1	9:13.529 B	7:48.809	50.050	34.670		9:13.529	8	1	1:49.295	32.147	44.331	32.817	242.7	14:57.276																																																																																																
2	1	1:53.493	33.399	46.331	33.763	238.9	11:07.022	9	1	1:50.013	32.056	44.843	33.114	243.2	16:47.289																																																																																																
3	1	1:54.715	32.988	47.308	34.419	240.0	13:01.737	10	1	1:50.174	32.263	44.692	33.219	241.1	18:37.463																																																																																																
4	1	1:52.810	33.126	45.953	33.731	240.5	14:54.547	11	1	2:01.348 B	33.068	45.652	42.628	241.6	20:38.811																																																																																																
5	1	1:53.545	33.516	46.092	33.937	236.3	16:48.092	12	1	4:19.337	2:58.749	45.698	34.890	164.1	24:58.148																																																																																																
6	1	1:53.470	33.205	46.180	34.085	237.9	18:41.562	13	1	1:52.962	33.166	44.745	35.051	242.2	26:51.110																																																																																																
7	1	2:07.317 B	33.011	46.538	47.768	238.9	20:48.879	14	1	1:51.707	33.096	45.506	32.105	244.3	28:42.817																																																																																																
8	1	4:18.190	2:56.980	46.743	34.467	151.3	25:07.069	15	1	1:50.025	32.518	44.462	33.045	240.5	30:32.842																																																																																																
9	1	1:54.927	34.051	46.665	34.211	241.1	27:01.996	16	1	1:51.569	32.370	44.644	34.555	242.7	32:24.411																																																																																																
10	1	1:54.987	33.235	46.884	34.868	237.9	28:56.983	17	1	1:50.465	32.410	44.839	33.216	241.1	34:14.876																																																																																																
11	1	1:54.474	33.628	46.470	34.376	236.8	30:51.457	18	1	1:50.681	32.593	44.841	33.247	241.6	36:05.557																																																																																																
12	1	1:54.634	33.672	46.683	34.279	238.9	32:46.091	19	1	1:51.777	32.640	45.140	33.997	242.2	37:57.334																																																																																																
13	1	1:55.130	34.499	46.325	34.306	241.1	34:41.221	20	1	1:53.235	33.354	46.193	33.688	239.5	39:50.569																																																																																																
14	1	1:54.185	33.479	46.597	34.109	238.9	36:35.406	21	1	1:51.815	32.721	45.101	33.993	241.6	41:42.384																																																																																																
15	1	1:54.189	33.422	46.295	34.472	238.9	38:29.595																																																																																																								
16	1	1:54.396	33.655	46.409	34.332	238.9	40:23.991																																																																																																								
17	1	1:54.257	33.772	46.175	34.310	233.3	42:18.248																																																																																																								
12		Porsche 993 GT2 1999										GT2A																																																																																																			
		1.Henrique GEMPERLE																																																																																																													
		2.Marc de SIEBENTHAL																																																																																																													
1	1	2:16.096	45.952	52.209	37.935		2:16.096	1	1	2:09.891	41.689	51.687	36.515		2:09.891																																																																																																
2	1	2:01.922	35.395	49.640	36.887	247.7	4:18.018	2	1	1:59.396	35.322	48.226	35.848	234.3	4:09.287																																																																																																
3	1	2:01.121	35.532	49.004	36.585	247.7	6:19.139	3	1	1:57.516	34.176	47.682	35.658	249.4	6:06.803																																																																																																
4	1	2:01.213	35.417	49.072	36.724	247.1	8:20.352	4	1	1:57.406	33.985	47.354	36.067	250.6	8:04.209																																																																																																
5	1	2:00.218	34.707	49.081	36.430	246.6	10:20.570	5	1	1:57.094	33.903	47.277	35.914	248.8	10:01.303																																																																																																
6	1	1:59.487	34.678	48.327	36.482	246.6	12:20.057	6	1	1:56.794	34.599	46.932	35.263	249.4	11:58.097																																																																																																
7	1	1:59.363	34.474	48.642	36.247	244.3	14:19.420	7	1	1:56.617	33.565	47.472	35.580	249.4	13:54.714																																																																																																
8	1	1:59.214	34.774	48.087	36.353	246.0	16:18.634	8	1	1:56.842	34.096	47.302	35.444	248.3	15:51.556																																																																																																
9	1	1:58.881	34.786	48.084	36.011	244.9	18:17.515	9	1	1:57.177	33.809	47.727	35.641	247.7	17:48.733																																																																																																
10	1	2:00.001	34.494	48.305	37.202	247.1	20:17.516	10	1	1:57.318	33.627	47.634	36.057	248.8	19:46.051																																																																																																
11	1	2:40.495 B	40.852	1:12.239	47.404	242.7	22:58.011	11	1	2:30.937 B	35.659	59.385	55.893	247.1	22:16.988																																																																																																
12	1	4:21.449	2:55.865	48.808	36.776	148.6	27:19.460	12	2	4:17.176	2:55.830	46.453	34.893	169.5	26:34.164																																																																																																
13	1	2:01.022	34.940	48.820	37.262	246.0	29:20.482	13	2	1:53.641	33.152	46.157	34.332	247.1	28:27.805																																																																																																
14	1	2:00.437	34.758	48.815	36.864	247.7	31:20.919	14	2	1:53.380	32.839	46.195	34.346	248.8	30:21.185																																																																																																
15	1	2:00.377	34.626	49.453	36.298	244.9	33:21.296	15	2	1:53.949	32.890	46.143	34.916	249.4	32:15.134																																																																																																
16	1	2:00.932	34.715	49.746	36.471	248.3	35:22.228	16	2	1:54.216	32.977	46.514	34.725	248.3	34:09.350																																																																																																
17	1	1:59.708	34.955	48.209	36.544	244.9	37:21.936	17	2	1:54.388	33.468	46.318	34.602	247.7	36:03.738																																																																																																
18	1	1:58.713	34.455	48.159	36.099	246.0	39:20.649	18	2	1:55.057	32.900	46.790	35.367	248.8	37:58.795																																																																																																
19	1	1:58.413	34.424	47.857	36.132	246.6	41:19.062	19	2	1:56.161	34.139	46.565	35.457	248.3	39:54.956																																																																																																
20	1	1:58.036	34.211	47.672	36.153	246.6	43:17.098	20	2	1:56.117	33.635	46.681	35.801	248.3	41:51.073																																																																																																
13		Ferrari F430 GTC 2009										GT2C																																																																																																			
		1.Maxwell LYNN																																																																																																													
1	1	2:03.381	39.470	48.605	35.306		2:03.381	1	1	2:08.117	40.569	50.948	36.600		2:08.117																																																																																																
2	1	1:53.623	33.069	46.220	34.334	244.3	3:57.004	2	1	1:57.050	34.044	47.265	35.741	255.3	4:05.167																																																																																																
3	1	1:52.519	33.284	45.330	33.905	244.9	5:49.523	3	1	1:58.747	34.183	49.158	35.406	259.0	6:03.914																																																																																																
4	1	1:50.165	32.826	44.520	32.819	243.8	7:39.688	4	1	1:56.707	33.594	47.305	35.808	237.9	8:00.621																																																																																																
5	1	1:49.311	32.295	44.271	32.745	241.6	9:28.999	5	1	1:55.095	33.382	46.737	34.976	258.4	9:55.716																																																																																																
6	1	1:48.993	32.071	44.042	32.880	242.2	11:17.992	6	1	1:55.396	33.479	47.522	34.395	252.3	11:51.112																																																																																																
7	1	1:49.989	32.784	44.495	32.710	243.2	13:07.981	7	1	1:55.814	33.663	47.143	35.008	259.6	13:46.926																																																																																																
							<tr> <td>8</td> <td>1</td> <td>1:54.623</td> <td>33.301</td> <td>46.290</td> <td>35.032</td> <td>259.0</td> <td>15:41.549</td> <td>8</td> <td>1</td> <td>1:54.623</td> <td>33.301</td> <td>46.290</td> <td>35.032</td> <td>259.0</td> <td>15:41.549</td> </tr> <tr> <td>9</td> <td>1</td> <td>1:53.504</td> <td>33.629</td> <td>46.042</td> <td>33.833</td> <td>260.2</td> <td>17:35.053</td> <td>9</td> <td>1</td> <td>1:53.504</td> <td>33.629</td> <td>46.042</td> <td>33.833</td> <td>260.2</td> <td>17:35.053</td> </tr> <tr> <td>10</td> <td>1</td> <td>2:02.681 B</td> <td>32.621</td> <td>45.752</td> <td>44.308</td> <td>257.1</td> <td>19:37.734</td> <td>10</td> <td>1</td> <td>2:02.681 B</td> <td>32.621</td> <td>45.752</td> <td>44.308</td> <td>257.1</td> <td>19:37.734</td> </tr> <tr> <td>11</td> <td>1</td> <td>4:15.217</td> <td>2:55.151</td> <td>45.738</td> <td>34.328</td> <td>167.7</td> <td>23:52.951</td> <td>11</td> <td>1</td> <td>4:15.217</td> <td>2:55.151</td> <td>45.738</td> <td>34.328</td> <td>167.7</td> <td>23:52.951</td> </tr> <tr> <td>12</td> <td>1</td> <td>1:52.282</td> <td>32.829</td> <td>45.866</td> <td>33.587</td> <td>254.7</td> <td>25:45.233</td> <td>12</td> <td>1</td> <td>1:52.282</td> <td>32.829</td> <td>45.866</td> <td>33.587</td> <td>254.7</td> <td>25:45.233</td> </tr> <tr> <td>13</td> <td>1</td> <td>1:51.956</td> <td>32.557</td> <td>45.612</td> <td>33.787</td> <td>256.5</td> <td>27:37.189</td> <td>13</td> <td>1</td> <td>1:51.956</td> <td>32.557</td> <td>45.612</td> <td>33.787</td> <td>256.5</td> <td>27:37.189</td> </tr>									8	1	1:54.623	33.301	46.290	35.032	259.0	15:41.549	8	1	1:54.623	33.301	46.290	35.032	259.0	15:41.549	9	1	1:53.504	33.629	46.042	33.833	260.2	17:35.053	9	1	1:53.504	33.629	46.042	33.833	260.2	17:35.053	10	1	2:02.681 B	32.621	45.752	44.308	257.1	19:37.734	10	1	2:02.681 B	32.621	45.752	44.308	257.1	19:37.734	11	1	4:15.217	2:55.151	45.738	34.328	167.7	23:52.951	11	1	4:15.217	2:55.151	45.738	34.328	167.7	23:52.951	12	1	1:52.282	32.829	45.866	33.587	254.7	25:45.233	12	1	1:52.282	32.829	45.866	33.587	254.7	25:45.233	13	1	1:51.956	32.557	45.612	33.787	256.5	27:37.189	13	1	1:51.956	32.557	45.612	33.787	256.5	27:37.189
8	1	1:54.623	33.301	46.290	35.032	259.0	15:41.549	8	1	1:54.623	33.301	46.290	35.032	259.0	15:41.549																																																																																																
9	1	1:53.504	33.629	46.042	33.833	260.2	17:35.053	9	1	1:53.504	33.629	46.042	33.833	260.2	17:35.053																																																																																																
10	1	2:02.681 B	32.621	45.752	44.308	257.1	19:37.734	10	1	2:02.681 B	32.621	45.752	44.308	257.1	19:37.734																																																																																																
11	1	4:15.217	2:55.151	45.738	34.328	167.7	23:52.951	11	1	4:15.217	2:55.151	45.738	34.328	167.7	23:52.951																																																																																																
12	1	1:52.282	32.829	45.866	33.587	254.7	25:45.233	12	1	1:52.282	32.829	45.866	33.587	254.7	25:45.233																																																																																																
13	1	1:51.956	32.557	45.612	33.787	256.5	27:37.189	13	1	1:51.956	32.557	45.612	33.787	256.5	27:37.189																																																																																																



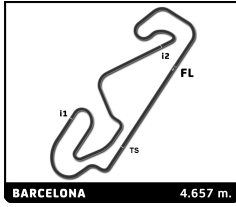
ENDURANCE RACING LEGENDS 2 - GT2

ESPÍRITU DE MONTJUÏC

RACE 2

Sector Analysis

Lap under Red Flag											Invalidated Lap	Personal Best	Session Best	B Crossing the pit lane	
Lap	D	Time	Sector 1	Sector 2	Sector 3	T. Spd	Elapsed	Lap	D	Time	Sector 1	Sector 2	Sector 3	T. Spd	Elapsed
14	1	1:52.196	32.409	45.210	34.577	257.8	29:29.385	7	2	1:55.717	32.882	47.883	34.952	258.4	13:46.153
15	1	1:52.400	32.514	46.032	33.854	250.6	31:21.785	8	2	1:55.120	33.138	46.984	34.998	257.8	15:41.273
16	1	1:53.117	33.448	45.606	34.063	256.5	33:14.902	9	2	1:56.741	33.865	48.149	34.727	256.5	17:38.014
17	1	1:51.746	32.593	45.437	33.716	258.4	35:06.648	10	2	2:09.547 B	33.490	47.159	48.898	255.9	19:47.561
18	1	1:53.604	32.576	45.734	35.294	257.1	37:00.252	11	1	4:21.013	2:56.633	48.187	36.193	152.3	24:08.574
19	1	1:51.975	32.469	45.620	33.886	257.8	38:52.227	12	1	1:56.900	33.985	47.487	35.428	251.2	26:05.474
20	1	1:53.563	32.497	45.569	35.497	257.8	40:45.790	13	1	1:57.430	35.237	47.253	34.940	252.3	28:02.904
21	1	1:52.848	33.315	45.470	34.063	252.9	42:38.638	14	1	1:55.236	33.793	46.496	34.947	252.3	29:58.140
22 Porsche 993 GT2 Evo 1999 1. Sebastian GLASER GT2A															
1	1	1:56.497	34.490	46.494	35.513		1:56.497	15	1	1:54.503	33.277	46.164	35.062	254.1	31:52.643
2	1	1:51.160	32.465	45.264	33.431	254.7	3:47.657	16	1	1:54.743	33.496	46.463	34.784	252.9	33:47.386
3	1	1:50.113	31.962	45.057	33.094	256.5	5:37.770	17	1	1:55.661	33.398	47.078	35.185	254.1	35:43.047
4	1	1:50.774	32.264	45.076	33.434	257.1	7:28.544	18	1	1:55.854	33.714	46.827	35.313	254.7	37:38.901
5	1	1:50.757	32.290	45.143	33.324	256.5	9:19.301	19	1	1:55.634	33.621	46.980	35.033	254.7	39:34.535
6	1	1:50.183	31.964	45.008	33.211	258.4	11:09.484	20	1	1:55.810	33.866	46.624	35.320	254.1	41:30.345
7	1	1:50.224	31.966	45.013	33.245	257.8	12:59.708	21	1	1:57.396	33.869	47.837	35.690	253.5	43:27.741
8	1	1:50.372	32.204	44.662	33.506	255.9	14:50.080	30 Ferrari F430 GTC 2008 1. Mauro RICCI GT2C							
9	1	1:50.541	32.400	44.820	33.321	255.3	16:40.621	1	1	2:03.248	38.744	49.109	35.395		2:03.248
10	1	2:30.590 B	37.265	59.086	54.239	212.6	19:11.211	2	1	1:55.858	34.137	46.814	34.907	246.0	3:59.106
27 Porsche 997 GT3 RSR 2008 1. Stephen EDWARDS GT2C 2. Matt NEAL															
1	2	2:08.568	41.745	50.449	36.374		2:08.568	3	1	1:54.930	33.548	46.617	34.765	244.9	5:54.036
2	2	1:57.017	34.874	47.262	34.881	242.7	4:05.585	4	1	1:54.871	33.747	46.249	34.875	242.7	7:48.907
3	2	1:57.039	34.037	48.117	34.885	253.5	6:02.624	5	1	1:54.417	33.133	46.894	34.390	247.1	9:43.324
4	2	1:54.137	33.725	46.353	34.059	248.3	7:56.761	6	1	1:53.522	33.372	46.003	34.147	243.8	11:36.846
5	2	1:53.951	33.780	46.119	34.052	250.6	9:50.712	7	1	1:52.909	33.089	45.867	33.953	243.2	13:29.755
6	2	1:52.777	33.080	45.795	33.902	246.6	11:43.489	8	1	1:53.142	33.207	45.958	33.977	243.2	15:22.897
7	2	1:54.197	33.162	45.539	35.496	248.3	13:37.686	9	1	1:53.761	33.238	46.579	33.944	242.2	17:16.658
8	2	1:54.802	33.859	46.144	34.799	247.7	15:32.488	10	1	1:53.805	33.461	45.929	34.415	241.6	19:10.463
9	2	1:53.880	32.899	46.290	34.691	247.7	17:26.368	11	1	2:08.499 B	33.046	45.953	49.500	241.6	21:18.962
10	2	2:02.726 B	32.917	45.110	44.699	245.5	19:29.094	12	1	4:14.887	2:54.142	46.491	34.254	161.9	25:33.849
11	1	5:57.500	4:31.763	49.171	36.566	145.0	25:26.594	13	1	1:54.274	33.283	46.830	34.161	242.7	27:28.123
12	1	1:59.555	34.842	49.089	35.624	244.9	27:26.149	14	1	1:54.513	33.077	47.093	34.343	242.7	29:22.636
13	1	1:57.607	34.006	47.879	35.722	244.9	29:23.756	15	1	1:54.547	33.848	46.542	34.157	243.8	31:17.183
14	1	1:57.851	34.447	47.526	35.878	247.7	31:21.607	16	1	1:53.418	33.103	46.160	34.155	241.6	33:10.601
15	1	1:57.831	34.279	48.252	35.300	246.0	33:19.438	17	1	1:53.150	33.119	45.950	34.081	243.2	35:03.751
16	1	1:55.926	34.099	46.733	35.094	246.0	35:15.364	18	1	1:53.868	33.002	46.684	34.182	244.9	36:57.619
17	1	1:54.670	33.737	46.282	34.651	244.9	37:10.034	19	1	1:52.302	32.827	45.604	33.871	242.2	38:49.921
18	1	1:55.028	33.457	46.541	35.030	246.0	39:05.062	20	1	1:53.580	32.714	46.550	34.316	242.7	40:43.501
19	1	1:54.555	33.221	47.084	34.250	247.7	40:59.617	21	1	1:53.625	33.214	46.304	34.107	241.6	42:37.126
20	1	1:56.636	33.803	47.321	35.512	247.7	42:56.253	35 Porsche 993 GT2 Evo 1999 1. Paul MCLEAN GT2A							
29 Porsche 996 GT3-RSR 2006 1. Christian TRABER GT2C 2. Nicolas TRABER															
1	2	2:05.680	40.087	49.707	35.886		2:05.680	1	1	2:00.732	37.895	47.784	35.053		2:00.732
2	2	1:57.602	34.227	47.707	35.668	257.1	4:03.282	2	1	1:55.925	34.071	46.481	35.373	257.1	3:56.657
3	2	1:58.838	34.621	48.541	35.676	251.7	6:02.120	3	1	1:56.911	33.965	47.517	35.429	244.9	5:53.568
4	2	1:57.889	33.832	48.193	35.864	256.5	8:00.009	4	1	1:55.105	33.311	46.510	35.284	255.9	7:48.673
5	2	1:55.109	33.154	46.909	35.046	257.1	9:55.118	5	1	1:56.473	33.233	47.642	35.598	254.7	9:45.146
6	2	1:55.318	32.951	47.382	34.985	257.8	11:50.436	6	1	1:55.735	33.383	46.795	35.557	255.3	11:40.881
30 Ferrari F430 GTC 2008 1. Mauro RICCI GT2C															
7	1	1:56.119	33.088	47.440	35.591	254.1	13:37.000	7	1	1:56.119	33.088	47.440	35.591	254.1	13:37.000
8	1	2:10.117 B	33.926	48.743	47.448	255.3	15:47.117	8	1	2:10.117 B	33.926	48.743	47.448	255.3	15:47.117
9	1	4:45.867	3:23.067	47.318	35.482	147.7	20:32.984	9	1	4:45.867	3:23.067	47.318	35.482	147.7	20:32.984
10	1	2:29.927	51.946	1:02.796	35.185	254.1	23:02.911	10	1	2:29.927	51.946	1:02.796	35.185	254.1	23:02.911
11	1	1:55.046	32.939	46.790	35.317	254.7	24:57.957	11	1	1:55.046	32.939	46.790	35.317	254.7	24:57.957

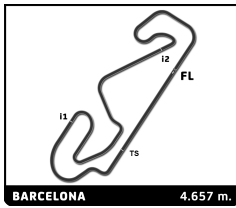


ENDURANCE RACING LEGENDS 2 - GT2

ESPÍRITU DE MONTJUÏC RACE 2

Sector Analysis

Lap under Red Flag											Invalidated Lap	Personal Best	Session Best	B Crossing the pit lane	
Lap	D	Time	Sector 1	Sector 2	Sector 3	T. Spd	Elapsed	Lap	D	Time	Sector 1	Sector 2	Sector 3	T. Spd	Elapsed
36 Porsche 993 GT2 1997 1. Mark SUMPTER GT2A															
1	1	2:01.735	38.284	48.505	34.946		2:01.735								
2	1	1:55.913	33.781	46.726	35.406	256.5	3:57.648								
3	1	1:54.574	33.495	47.052	34.027	256.5	5:52.222								
4	1	1:52.355	32.785	45.631	33.939	259.6	7:44.577								
5	1	1:54.744	33.125	46.730	34.889	259.0	9:39.321								
6	1	1:52.817	32.950	45.887	33.980	255.9	11:32.138								
7	1	1:52.446	32.662	45.809	33.975	257.1	13:24.584								
8	1	1:51.920	32.365	45.550	34.005	257.1	15:16.504								
9	1	1:52.508	32.741	45.550	34.217	256.5	17:09.012								
10	1	2:07.095 B	32.812	45.537	48.746	255.3	19:16.107								
11	1	4:21.363	3:01.069	46.172	34.122	93.2	23:37.470								
12	1	1:53.011	32.769	45.449	34.793	256.5	25:30.481								
13	1	1:52.428	32.670	45.737	34.021	255.9	27:22.909								
14	1	1:52.847	32.599	45.876	34.372	257.8	29:15.756								
15	1	1:51.890	32.594	45.106	34.190	256.5	31:07.646								
16	1	1:52.479	32.522	45.223	34.734	257.8	33:00.125								
17	1	1:52.521	32.740	45.395	34.386	257.8	34:52.646								
18	1	1:52.709	33.134	45.292	34.283	256.5	36:45.355								
19	1	1:51.680	32.761	45.244	33.675	257.8	38:37.035								
20	1	1:52.647	33.402	44.977	34.268	259.0	40:29.682								
21	1	1:52.246	32.958	45.155	34.133	259.0	42:21.928								
49 Porsche 996 GT3-R 2001 1. Annette ROLNER GT2B 2. Pierre-Alain THIBAUT															
1	2	2:12.198	43.202	52.356	36.640		2:12.198								
2	2	2:00.461	35.982	49.038	35.441	223.1	4:12.659								
3	2	1:59.189	34.556	48.619	36.014	240.5	6:11.848								
4	2	1:57.964	35.145	47.666	35.153	241.1	8:09.812								
5	2	1:59.635	34.190	48.024	37.421	242.2	10:09.447								
6	2	1:56.607	34.140	47.185	35.282	239.5	12:06.054								
7	2	1:59.411	33.779	49.935	35.697	243.8	14:05.465								
8	2	1:58.027	34.838	48.198	34.991	238.4	16:03.492								
9	2	1:56.127	33.696	47.693	34.738	240.5	17:59.619								
10	2	2:12.820 B	33.846	46.801	52.173	240.0	20:12.439								
11	1	4:29.410	2:57.879	52.116	39.415	128.4	24:41.849								
12	1	2:10.525	37.978	52.010	40.537	218.6	26:52.374								
13	1	2:08.261	37.501	52.259	38.501	226.4	29:00.635								
14	1	2:08.259	37.452	51.814	38.993	221.8	31:08.894								
15	1	2:07.601	36.431	51.401	39.769	228.3	33:16.495								
16	1	2:09.072	37.551	51.882	39.639	231.3	35:25.567								
17	1	2:09.837	38.929	51.907	39.001	204.9	37:35.404								
52 Porsche 993 GT2 Evo 1999 1. Benoit ROMAC GT2A															
1	1	2:00.373	37.380	47.703	35.290		2:00.373								
2	1	1:54.755	34.110	46.118	34.527	251.7	3:55.128								
3	1	1:54.156	33.416	46.176	34.564	252.9	5:49.284								
4	1	1:54.750	33.152	47.221	34.377	253.5	7:44.034								
5	1	1:54.827	33.125	46.777	34.925	254.1	9:38.861								
6	1	1:54.542	33.197	46.835	34.510	251.2	11:33.403								
7	1	1:52.860	32.821	45.763	34.276	252.9	13:26.263								
8	1	1:53.862	33.974	45.637	34.251	254.1	15:20.125								
9	1	2:04.653 B	33.810	46.590	44.253	252.3	17:24.778								
10	1	4:45.747	2:55.744	59.673	50.330	156.5	22:10.525								
11	1	1:56.559	35.023	47.023	34.513	238.9	24:07.084								
12	1	1:53.732	33.115	46.092	34.525	249.4	26:00.816								
13	1	1:53.989	33.571	46.028	34.390	249.4	27:54.805								
14	1	1:52.972	33.018	45.664	34.290	252.3	29:47.777								
15	1	1:54.220	32.975	46.319	34.926	252.9	31:41.997								
16	1	1:55.475	33.922	46.501	35.052	251.2	33:37.472								
17	1	1:53.826	33.398	46.165	34.263	254.7	35:31.298								
18	1	1:55.223	33.350	47.089	34.784	253.5	37:26.521								
55 Porsche 997 GT3 RSR 2008 1. Matthew HOLBEN GT2C															
1	1	2:12.414	44.029	52.081	36.304		2:12.414								
2	1	1:59.358	34.735	48.663	35.960	250.0	4:11.772								
3	1	1:58.824	33.956	48.988	35.880	252.9	6:10.596								
4	1	1:58.121	34.008	48.246	35.867	250.6	8:08.717								
5	1	1:58.276	33.823	48.070	36.383	251.2	10:06.993								
6	1	1:58.341	34.251	48.128	35.962	240.0	12:05.334								
7	1	1:59.836	33.912	49.128	36.796	254.1	14:05.170								
8	1	2:08.913 B	34.808	48.638	45.467	244.9	16:14.083								
9	1	4:41.558	3:08.592	48.996	43.970	138.1	20:55.641								
10	1	2:34.667	1:08.332	49.936	36.399	85.0	23:30.308								
11	1	2:00.691	34.770	48.650	37.271	250.6	25:30.999								
12	1	2:00.448	33.888	49.361	37.199	253.5	27:31.447								
13	1	2:00.920	34.652	47.926	38.342	235.8	29:32.367								
14	1	1:59.019	34.711	48.140	36.168	247.7	31:31.386								
15	1	1:59.255	34.557	48.241	36.457	247.1	33:30.641								
16	1	1:58.819	33.840	48.401	36.578	253.5	35:29.460								
17	1	1:58.844	34.185	47.960	36.699	252.9	37:28.304								
18	1	1:58.377	34.104	47.844	36.429	249.4	39:26.681								
19	1	1:59.327	34.578	48.148	36.601	248.8	41:26.008								
20	1	2:03.933	38.145	49.705	36.083	201.5	43:29.941								
61 Toyota Supra GT2 2004 1. Dennis BUSCH GT2B 2. Marc BUSCH															
1	1	2:04.279	40.868	49.056	34.355		2:04.279								
2	1	1:53.484	33.602	46.313	33.569	240.0	3:57.763								
3	1	1:52.949	33.327	45.914	33.708	248.8	5:50.712								
4	1	1:53.451	32.708	46.664	34.079	245.5	7:44.163								



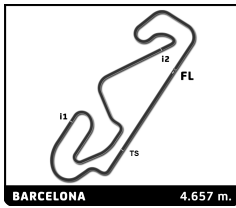
ENDURANCE RACING LEGENDS 2 - GT2

ESPÍRITU DE MONTJUÏC

RACE 2

Sector Analysis

Lap under Red Flag											Invalidated Lap	Personal Best	Session Best	B Crossing the pit lane	
Lap	D	Time	Sector 1	Sector 2	Sector 3	T. Spd	Elapsed	Lap	D	Time	Sector 1	Sector 2	Sector 3	T. Spd	Elapsed
63 Chevrolet Corvette C6 ZR1 2010 GT2C 1. John EMBERSON 2. Nigel GREENSALL															
5	1	1:52.706	33.270	46.111	33.325	246.0	9:36.869	11	1	2:00.212	35.963	48.419	35.830	233.8	24:11.247
6	1	1:51.205	32.480	45.379	33.346	246.6	11:28.074	12	1	1:58.569	34.617	47.861	36.091	231.3	26:09.816
7	1	1:51.757	32.630	45.429	33.698	245.5	13:19.831	13	1	1:58.130	34.525	47.859	35.746	253.5	28:07.946
8	1	1:51.422	32.443	45.308	33.671	246.6	15:11.253	14	1	1:57.606	34.373	47.466	35.767	255.9	30:05.552
9	1	1:51.691	32.722	45.596	33.373	247.1	17:02.944	15	1	1:57.538	34.108	47.606	35.824	255.3	32:03.090
10	1	1:51.429	32.441	45.300	33.688	247.1	18:54.373	16	1	1:57.420	34.041	47.867	35.512	255.3	34:00.510
11	1	2:00.846	32.511	45.438	42.897	246.0	20:55.219	17	1	1:56.521	33.772	47.346	35.403	254.1	35:57.031
12	1	2:39.564 B	1:07.585	47.131	44.848	83.7	23:34.783	18	1	1:57.822	34.114	47.708	36.000	255.9	37:54.853
13	2	4:20.958	3:00.332	46.262	34.364	155.2	27:55.741	19	1	1:59.011	34.110	48.887	36.014	252.9	39:53.864
14	2	1:52.202	32.710	45.856	33.636	246.6	29:47.943	20	1	1:58.377	34.650	47.835	35.892	254.1	41:52.241
15	2	1:53.656	32.864	46.585	34.207	247.7	31:41.599								
16	2	1:52.513	32.640	46.085	33.788	247.7	33:34.112								
17	2	1:54.250	33.334	46.393	34.523	244.3	35:28.362								
18	2	1:53.465	33.247	45.748	34.470	246.6	37:21.827								
19	2	1:52.138	32.618	45.757	33.763	245.5	39:13.965								
20	2	1:52.299	32.737	45.666	33.896	246.0	41:06.264								
80 Porsche 996 GT3-R 2000 GT2B 1. Richard HYWEL EVANS 2. Andrew SMITH															
1	1	2:11.529	43.590	51.044	36.895		2:11.529	11	1	2:00.212	35.963	48.419	35.830	233.8	24:11.247
2	1	2:00.044	35.295	48.625	36.124	241.1	4:11.573	12	1	1:58.569	34.617	47.861	36.091	231.3	26:09.816
3	1	2:00.181	35.129	48.581	36.471	240.0	6:11.754	13	1	1:58.130	34.525	47.859	35.746	253.5	28:07.946
4	1	1:59.828	35.932	47.825	36.071	237.4	8:11.582	14	1	1:57.606	34.373	47.466	35.767	255.9	30:05.552
5	1	2:25.951	34.728	1:14.436	36.787	242.2	10:37.533	15	1	1:57.538	34.108	47.606	35.824	255.3	32:03.090
6	1	2:00.887	35.636	48.933	36.318	234.8	12:38.420	16	1	1:57.420	34.041	47.867	35.512	255.3	34:00.510
7	1	1:59.568	35.294	48.243	36.031	237.4	14:37.988	17	1	1:56.521	33.772	47.346	35.403	254.1	35:57.031
8	1	1:59.010	35.169	47.930	35.911	235.8	16:36.998	18	1	1:57.822	34.114	47.708	36.000	255.9	37:54.853
9	1	1:59.235	34.814	48.688	35.733	233.3	18:36.233	19	1	1:59.011	34.110	48.887	36.014	252.9	39:53.864
10	1	2:10.197 B	36.393	48.278	45.526	234.8	20:46.430	20	1	1:58.377	34.650	47.835	35.892	254.1	41:52.241
11	2	4:22.487	3:01.152	47.018	34.317	161.7	25:08.917								
12	2	1:57.169	33.372	49.238	34.559	243.2	27:06.086								
13	2	1:54.677	33.129	46.820	34.728	243.2	29:00.763								
14	2	1:55.471	33.284	46.489	35.698	242.2	30:56.234								
15	2	1:54.551	33.755	46.562	34.234	246.0	32:50.785								
16	2	1:53.837	33.161	46.268	34.408	242.7	34:44.622								
17	2	1:53.822	33.064	46.479	34.279	243.8	36:38.444								
18	2	1:53.724	33.355	46.101	34.268	243.2	38:32.168								
19	2	1:53.329	33.068	46.023	34.238	244.3	40:25.497								
20	2	1:55.108	33.467	46.867	34.774	243.2	42:20.605								
85 Porsche 997 GT3 RSR 2007 GT2C 1. Marc DEVIS															
1	1	2:06.481	40.061	50.550	35.870		2:06.481	11	1	2:00.212	35.963	48.419	35.830	233.8	24:11.247
2	1	1:57.251	34.379	47.247	35.625	248.8	4:03.732	12	1	1:58.569	34.617	47.861	36.091	231.3	26:09.816
3	1	1:59.719	35.360	48.624	35.735	248.3	6:03.451	13	1	1:58.130	34.525	47.859	35.746	253.5	28:07.946
4	1	1:57.829	34.098	47.963	35.768	248.3	8:01.280	14	1	1:57.606	34.373	47.466	35.767	255.9	30:05.552
5	1	1:55.929	33.950	46.533	35.446	249.4	9:57.209	15	1	1:57.538	34.108	47.606	35.824	255.3	32:03.090
6	1	1:54.804	33.891	46.164	34.749	248.8	11:52.013	16	1	1:57.420	34.041	47.867	35.512	255.3	34:00.510
7	1	1:55.432	33.891	46.746	34.795	250.6	13:47.445	17	1	1:56.521	33.772	47.346	35.403	254.1	35:57.031
8	1	1:56.610	33.772	46.925	35.913	250.6	15:44.055	18	1	1:57.822	34.114	47.708	36.000	255.9	37:54.853
9	1	1:55.476	33.405	47.083	34.988	251.2	17:39.531	19	1	1:59.011	34.110	48.887	36.014	252.9	39:53.864
10	1	1:55.764	33.500	47.352	34.912	251.2	19:35.295	20	1	1:58.377	34.650	47.835	35.892	254.1	41:52.241
11	1	2:34.044 B	33.637	59.648	1:00.759	248.8	22:09.339								
12	1	4:17.141	2:54.541	47.654	34.946	150.2	26:26.480								
13	1	1:56.084	34.199	47.303	34.582	246.0	28:22.564								
14	1	1:54.365	33.765	46.248	34.352	246.6	30:16.929								
15	1	2:07.988	33.551	46.623	47.814	247.1	32:24.917								
16	1	1:54.741	33.570	46.364	34.807	243.8	34:19.658								
17	1	1:54.732	33.999	46.088	34.645	247.7	36:14.390								
76 Porsche 996 GT3-RSR 2006 GT2C 1. Jean-Lou RIHON 2. Nick PADMORE															
1	2	2:02.406	39.194	48.529	34.683		2:02.406								
2	2	1:53.123	32.885	46.413	33.825	259.0	3:55.529								
3	2	1:50.552	32.518	45.037	32.997	257.1	5:46.081								
4	2	1:50.147	32.214	45.006	32.927	257.8	7:36.228								
5	2	1:49.833	31.926	44.798	33.109	257.1	9:26.061								
6	2	1:50.205	31.979	44.907	33.319	257.1	11:16.266								
7	2	1:49.471	31.848	44.665	32.958	257.8	13:05.737								
8	2	1:49.647	31.716	44.734	33.197	257.8	14:55.384								
9	2	2:01.576 B	32.071	44.919	44.586	257.8	16:56.960								
10	1	5:14.075	3:25.796	1:00.419	47.860	124.9	22:11.035								



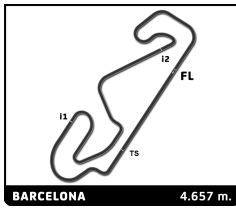
ENDURANCE RACING LEGENDS 2 - GT2

ESPÍRITU DE MONTJUÏC

RACE 2

Sector Analysis

Lap under Red Flag											Invalidated Lap	Personal Best	Session Best	B Crossing the pit lane	
Lap	D	Time	Sector 1	Sector 2	Sector 3	T. Spd	Elapsed	Lap	D	Time	Sector 1	Sector 2	Sector 3	T. Spd	Elapsed
18	1	1:55.264	33.752	46.654	34.858	248.3	38:09.654	2	1	1:58.058	33.948	47.380	36.730	249.4	4:03.369
19	1	1:54.901	33.784	46.342	34.775	247.7	40:04.555	3	1	1:55.860	34.168	46.759	34.933	247.1	5:59.229
20	1	1:55.150	33.613	46.430	35.107	248.3	41:59.705	4	1	1:57.009	33.223	48.229	35.557	254.1	7:56.238
103 Porsche 993 GT2 Evo 1999 1. Olivier PIQUET GT2A															
1	1	2:15.874	45.436	52.073	38.365		2:15.874	5	1	1:57.762	33.790	48.657	35.315	254.1	9:54.000
2	1	2:02.685	35.534	50.259	36.892	246.6	4:18.559	6	1	1:55.843	33.684	47.457	34.702	255.9	11:49.843
3	1	2:01.006	35.105	49.224	36.677	254.7	6:19.565	7	1	1:55.406	32.933	47.487	34.986	255.3	13:45.249
4	1	1:58.901	34.401	48.428	36.072	255.9	8:18.466	8	1	1:57.863	33.631	48.569	35.663	252.9	15:43.112
5	1	1:59.918	34.304	48.794	36.820	252.3	10:18.384	9	1	1:56.006	32.913	47.865	35.228	255.3	17:39.118
6	1	1:57.822	33.972	48.200	35.650	250.6	12:16.206	10	1	1:55.678	33.371	47.272	35.035	255.9	19:34.796
7	1	1:59.414	33.988	49.189	36.237	250.0	14:15.620	11	1	2:36.768 B	33.286	1:03.927	59.555	250.0	22:11.564
8	1	1:59.359	34.206	48.610	36.543	248.3	16:14.979	12	1	4:39.337	3:17.552	46.520	35.265	164.1	26:50.901
9	1	1:59.277	34.251	49.169	35.857	248.3	18:14.256	13	1	1:53.203	32.936	46.648	33.619	253.5	28:44.104
10	1	2:12.164	34.225	48.348	49.591	248.8	20:26.420	14	1	1:50.179	32.010	44.868	33.301	254.7	30:34.283
11	1	4:33.059	3:07.286	49.137	36.636	121.5	24:59.479	15	1	1:50.837	31.871	44.871	34.095	256.5	32:25.120
12	1	1:57.645	33.970	47.824	35.851	251.7	26:57.124	16	1	1:50.447	32.319	44.674	33.454	253.5	34:15.567
13	1	2:00.872	34.236	50.312	36.324	249.4	28:57.996	17	1	1:50.643	32.265	44.962	33.416	257.1	36:06.210
14	1	1:58.027	33.886	47.879	36.262	248.3	30:56.023	18	1	1:51.419	32.401	44.887	34.131	256.5	37:57.629
15	1	1:58.809	34.083	48.336	36.390	250.0	32:54.832	19	1	1:49.493	32.105	44.452	32.936	251.7	39:47.122
16	1	1:57.652	33.567	47.851	36.234	249.4	34:52.484	20	1	1:50.689	32.399	44.871	33.419	255.9	41:37.811
17	1	1:57.449	33.832	47.455	36.162	235.8	36:49.933	21	1	1:50.598	32.282	44.602	33.714	254.1	43:28.409
18	1	1:57.864	33.708	48.166	35.990	247.1	38:47.797	169 Aston Martin DBRS9 2008 1. Mr JOHN OF B GT2C 2. LE COMMANDEUR							
19	1	1:57.772	33.513	47.664	36.595	251.7	40:45.569	1	1	2:08.670	42.063	50.304	36.303		2:08.670
20	1	1:59.074	33.764	48.541	36.769	251.7	42:44.643	2	1	1:55.537	34.262	46.775	34.500	241.1	4:04.207
115 Ferrari F430 GTC 2008 1. Mathias DEVIS GT2C 2. Régis DEVIS															
1	1	2:07.285	41.214	50.085	35.986		2:07.285	3	1	1:56.172	34.837	47.468	33.867	244.9	6:00.379
2	1	1:56.787	34.364	47.239	35.184	250.6	4:04.072	4	1	1:52.642	32.944	45.738	33.960	257.1	7:53.021
3	1	1:55.799	34.620	46.386	34.793	232.8	5:59.871	5	1	1:52.606	33.109	45.310	34.187	257.8	9:45.627
4	1	1:56.626	34.229	46.807	35.590	248.8	7:56.497	6	1	1:55.552	33.615	46.681	35.256	256.5	11:41.179
5	1	1:56.884	33.946	47.516	35.422	248.3	9:53.381	7	1	1:56.140	33.223	47.199	35.718	250.6	13:37.319
6	1	1:54.356	33.440	46.580	34.336	249.4	11:47.737	8	1	1:54.245	33.323	46.180	34.742	257.8	15:31.564
7	1	2:21.804	33.432	1:13.222	35.150	250.0	14:09.541	9	1	1:55.199	32.910	48.191	34.098	255.9	17:26.763
8	1	1:55.772	34.069	47.090	34.613	250.0	16:05.313	10	1	1:52.849	33.470	45.166	34.213	253.5	19:19.612
9	1	1:55.903	33.606	46.309	35.988	248.8	18:01.216	11	1	2:08.099	32.861	46.155	49.083	252.9	21:27.711
10	1	1:54.652	33.348	46.237	35.067	247.1	19:55.868	12	2	4:36.200	3:07.955	51.190	37.055	158.6	26:03.911
11	1	2:25.371	33.616	57.716	54.039	247.7	22:21.239	13	2	2:03.486	37.243	49.585	36.658	222.7	28:07.397
12	2	4:29.457	3:02.057	49.153	38.247	136.0	26:50.696	14	2	2:01.489	35.617	49.459	36.413	223.1	30:08.886
13	2	2:00.286	35.071	48.434	36.781	244.9	28:50.982	15	2	1:57.620	34.255	47.498	35.867	246.6	32:06.506
14	2	1:58.151	34.306	46.995	36.850	246.6	30:49.133	16	2	2:06.991	33.803	47.202	45.986	250.0	34:13.497
15	2	1:56.598	34.504	46.922	35.172	242.2	32:45.731	17	2	3:14.672	1:29.546	53.677	51.449	139.5	37:28.169
16	2	1:57.521	35.750	46.777	34.994	244.9	34:43.252	176 Porsche 996 GT3-RSR 2006 1. Stéphane RAFFIN GT2C							
17	2	1:56.895	33.879	47.743	35.273	248.3	36:40.147	1	1	2:14.356	44.457	52.630	37.269		2:14.356
18	2	1:55.589	33.848	46.921	34.820	248.8	38:35.736	2	1	1:59.985	35.326	48.765	35.894	224.5	4:14.341
19	2	1:58.104	35.905	46.860	35.339	248.8	40:33.840	3	1	1:57.850	34.135	48.201	35.514	238.9	6:12.191
20	2	1:56.692	34.051	47.231	35.410	240.0	42:30.532	4	1	1:57.006	33.582	47.722	35.702	247.1	8:09.197
122 Porsche 997 GT3 RSR 2008 1. Lars ROLNER GT2C 2. Patrick SIMON															
1	1	2:05.311	39.196	49.900	36.215		2:05.311	5	1	1:58.801	34.136	47.475	37.190	241.6	10:07.998
Lap under Red Flag Invalidated Lap Personal Best Session Best B Crossing the pit lane															

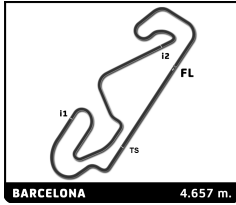


ENDURANCE RACING LEGENDS 2 - GT2

ESPIRITU DE MONTJUÏC RACE 2

Sector Analysis

Lap under Red Flag							Invalidated Lap		Personal Best		Session Best		B Crossing the pit lane		
Lap	D	Time	Sector 1	Sector 2	Sector 3	T. Spd	Elapsed	Lap	D	Time	Sector 1	Sector 2	Sector 3	T. Spd	Elapsed
11	1	1:58.918	34.382	48.382	36.154	244.9	25:06.850	7	2	2:00.525	34.896	49.600	36.029	243.8	14:11.057
12	1	2:01.616	34.734	49.756	37.126	245.5	27:08.466	8	2	5:24.511 B	1:18.314	2:32.439	1:33.758	244.3	19:35.568
13	1	1:58.722	34.590	48.079	36.053	247.1	29:07.188								
14	1	1:58.474	34.187	48.130	36.157	248.8	31:05.662								
15	1	1:58.280	34.349	47.999	35.932	246.6	33:03.942								
16	1	1:58.667	34.213	48.085	36.369	248.3	35:02.609								
17	1	1:57.657	33.903	47.839	35.915	245.5	37:00.266								
18	1	1:56.401	34.120	46.935	35.346	238.9	38:56.667								
19	1	1:56.645	34.012	47.341	35.292	247.1	40:53.312								
20	1	1:55.293	33.463	46.809	35.021	250.0	42:48.605								
188	Porsche 997 GT3 RSR 2009														
	1. Steven OSBORNE		GT2C												
1	1	2:09.445	41.180	50.888	37.377		2:09.445								
2	1	1:58.528	35.154	47.773	35.601	238.4	4:07.973								
3	1	1:57.627	34.194	47.591	35.842	247.1	6:05.600								
4	1	1:56.613	33.920	47.097	35.596	248.3	8:02.213								
5	1	1:55.896	33.834	46.746	35.316	251.2	9:58.109								
6	1	1:55.727	34.034	46.670	35.023	249.4	11:53.836								
7	1	1:55.637	33.552	47.082	35.003	249.4	13:49.473								
8	1	1:55.487	33.778	46.823	34.886	249.4	15:44.960								
9	1	2:05.747 B	33.435	47.146	45.166	251.2	17:50.707								
10	1	4:53.424	3:04.130	1:13.443	35.851	154.9	22:44.131								
11	1	1:56.488	34.132	46.829	35.527	243.8	24:40.619								
12	1	1:55.150	33.753	46.499	34.898	246.6	26:35.769								
13	1	1:55.839	33.556	46.579	35.704	247.7	28:31.608								
14	1	1:56.293	34.034	46.938	35.321	247.1	30:27.901								
15	1	1:57.248	33.921	46.746	36.581	246.6	32:25.149								
16	1	1:56.819	34.397	46.942	35.480	241.6	34:21.968								
17	1	1:55.788	34.096	46.332	35.360	244.9	36:17.756								
18	1	1:55.106	33.562	46.513	35.031	248.3	38:12.862								
19	1	1:54.395	33.330	46.081	34.984	248.8	40:07.257								
20	1	1:55.218	33.753	46.460	35.005	249.4	42:02.475								
190	Ferrari F430 GTC Evo 2009														
	1. Pierre EHRET		GT2C												
1	1	2:07.068	40.674	50.320	36.074		2:07.068								
2	1	1:56.775	34.261	46.846	35.668	250.6	4:03.843								
3	1	1:58.590	34.228	49.127	35.235	249.4	6:02.433								
4	1	1:57.876	33.842	47.983	36.051	251.2	8:00.309								
5	1	1:55.023	33.355	46.595	35.073	252.9	9:55.332								
6	1	1:55.518	33.746	47.017	34.755	252.9	11:50.850								
7	1	1:55.524	33.689	46.977	34.858	251.2	13:46.374								
8	1	2:06.928 B	33.857	47.452	45.619	252.3	15:53.302								
269	Aston Martin DBRS9 2008														
	1. Soheil AYARI		GT2C												
	2. LOOPING														
1	2	2:10.639	42.279	51.373	36.987		2:10.639								
2	2	1:59.260	35.060	48.324	35.876	247.7	4:09.899								
3	2	1:58.057	34.048	48.290	35.719	244.9	6:07.956								
4	2	1:58.401	33.981	48.268	36.152	248.3	8:06.357								
5	2	2:03.294	34.297	49.695	39.302	247.1	10:09.651								
6	2	2:00.881	35.420	48.869	36.592	237.4	12:10.532								
311	Porsche 996 GT3-RSR 2003														
	1. Hervé DELAUNAY		GT2B												
	2. Marie-Amélie DELAUNAY														
1	2	2:21.085	48.060	53.117	39.908		2:21.085								
2	2	2:14.693	38.497	55.621	40.575	236.8	4:35.778								
3	2	2:14.964	38.778	55.524	40.662	237.4	6:50.742								
4	2	2:14.969	39.373	55.245	40.351	218.2	9:05.711								
5	2	2:10.610	38.305	53.093	39.212	231.8	11:16.321								
6	2	2:07.674	37.843	50.930	38.901	237.9	13:23.995								
7	2	2:09.781	37.284	52.571	39.926	238.4	15:33.776								
8	2	2:11.516	36.634	54.054	40.828	237.4	17:45.292								
9	2	2:21.846 B	37.004	52.023	52.819	236.3	20:07.138								
10	1	4:48.107	3:12.481	54.682	40.944	148.1	24:55.245								
11	1	2:14.455	39.056	54.366	41.033	232.3	27:09.700								
12	1	2:10.722	38.739	53.364	38.619	229.3	29:20.422								
13	1	2:10.229	38.406	53.396	38.427	223.6	31:30.651								
14	1	2:10.112	38.652	52.027	39.433	225.9	33:40.763								
15	1	2:08.442	37.960	52.684	37.798	237.9	35:49.205								
16	1	2:07.876	37.174	51.757	38.945	236.8	37:57.081								
17	1	2:07.059	38.031	51.567	37.461	223.1	40:04.140								
18	1	2:06.423	37.734	51.269	37.420	229.3	42:10.563								
540	Porsche 993 GT2 Evo 1999														
	1. Timothy PAPPAS		GT2A												
	2. Jeroen BLEEKEMOLEN														
1	1	2:02.241	37.906	49.274	35.061		2:02.241								
2	1	1:54.532	33.425	46.621	34.486	254.7	3:56.773								
3	1	2:07.061 B	33.111	45.601	48.349	241.1	6:03.834								
4	1	7:33.979	6:13.322	45.921	34.736	145.6	13:37.813								
5	1	1:53.300	33.153	45.495	34.652	250.6	15:31.113								
6	1	1:59.375	32.729	52.090	34.556	266.7	17:30.488								
556	Ferrari 458 Italia GT3 2013														
	1. Pierre-Alain FRANCE		INV												
	2. Erwin FRANCE														
1	2	2:09.484	42.576	50.308	36.600		2:09.484								
2	2	1:56.551	34.273	47.349	34.929	242.2	4:06.035								
3	2	1:57.482	34.005	48.104	35.373	251.2	6:03.517								
4	2	1:55.309	33.185	47.891	34.233	261.5	7:58.826								
5	2	1:53.600	32.799	46.382	34.419	262.1	9:52.426								
6	2	1:52.042	32.749	45.369	33.924	260.9	11:44.468								
7	2	1:53.726	32.953	46.113	34.660	264.7	13:38.194								
8	2	1:53.755	33.058	45.963	34.734	257.8	15:31.949								
9	2	1:53.391	33.053	45.730	34.608	262.1	17:25.340								
10	2	1:52.272	32.781	45.158	34.333	260.2	19:17.612								
11	2	2:08.362 B	32.447	45.474	50.441	260.2	21:25.974								
12	2	4:20.707	3:00.666	45.861	34.180	140.1	25:46.681								
13	2	1:52.141	32.299	45.226	34.616	260.2	27:38.822								
14	2	1:52.186	32.704	45.010	34.472	259.0	29:31.008								
15	2	1:52.232	32.545	46.078	33.609	260.9	31:23.240								
16	2	1:53.130	32.733	45.778	34.619	264.7	33:16.370								
17	2	1:51.436	32.822	44.941	33.673	260.9	35:07.806								
18	2	1:52.581	32.301	45.207	35.073	264.1	37:00.387								



ENDURANCE RACING LEGENDS 2 - GT2

ESPÍRITU DE MONTJUÏC

RACE 2

Sector Analysis

■ Lap under Red Flag
 ■ Invalidated Lap
 ■ Personal Best
 ■ Session Best
 B Crossing the pit lane

Lap	D	Time	Sector 1	Sector 2	Sector 3	T. Spd	Elapsed	Lap	D	Time	Sector 1	Sector 2	Sector 3	T. Spd	Elapsed
19	2	1:52.315	32.716	45.538	34.061	257.8	38:52.702								
20	2	1:53.116	32.340	45.511	35.265	266.0	40:45.818								
21	2	1:51.670	32.197	45.122	34.351	262.1	42:37.488								