

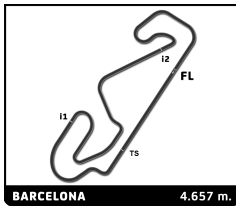
CLASSIC ENDURANCE RACING 2

ESPIRITU DE MONTJUÏC RACE

Sector Analysis

Lap under Red Flag Invalidated Lap Personal Best Session Best B Crossing the pit lane

Lap	D	Time	Sector 1	Sector 2	Sector 3	T. Spd	Elapsed	Lap	D	Time	Sector 1	Sector 2	Sector 3	T. Spd	Elapsed
1 Cheetah G601 1976 1. Beat EGGIMANN P-2L								20	1	1:54.181	32.707	46.679	34.795	270.0	45:53.379
1	1	2:28.329	53.514	53.813	41.002		2:28.329	21	1	1:53.195	32.935	45.876	34.384	270.0	47:46.574
2	1	3:04.990	55.519	1:23.766	45.705	130.1	5:33.319	22	1	1:54.111	32.883	46.359	34.869	260.9	49:40.685
3	1	2:50.842	55.888	1:13.305	41.649	122.7	8:24.161	23	1	1:55.112	33.456	46.546	35.110	267.3	51:35.797
4	1	2:10.673	35.998	51.478	43.197	225.9	10:34.834	24	1	1:55.847	33.125	47.509	35.213	267.3	53:31.644
5	1	2:58.133	59.158	1:18.060	40.915	138.1	13:32.967	25	1	1:55.644	33.320	46.788	35.536	268.0	55:27.288
6	1	1:57.218	34.896	47.367	34.955	246.0	15:30.185	26	1	1:55.568	33.366	46.838	35.364	267.3	57:22.856
7	1	1:55.088	33.454	46.862	34.772	245.5	17:25.273	27	1	1:55.634	33.319	46.769	35.546	268.7	59:18.490
8	1	1:54.618	33.226	46.979	34.413	243.8	19:19.891	28	1	1:56.658	33.228	47.768	35.662	266.7	1:01:15.148
9	1	1:55.012	33.066	47.523	34.423	243.8	21:14.903								
10	1	1:54.440	33.499	46.649	34.292	243.2	23:09.343								
11	1	1:55.195	33.095	47.408	34.692	245.5	25:04.538								
12	1	1:56.314	34.340	47.092	34.882	243.2	27:00.852								
13	1	1:54.619	33.361	46.586	34.672	242.7	28:55.471								
14	1	1:54.140	32.966	46.673	34.501	241.1	30:49.611								
15	1	2:07.461 B	34.103	47.358	46.000	235.8	32:57.072								
16	1	4:52.159	3:06.318	1:07.020	38.821	154.3	37:49.231								
17	1	2:07.247	36.916	51.296	39.035	218.6	39:56.478								
18	1	2:07.457	36.931	51.840	38.686	229.3	42:03.935								
19	1	1:56.026	33.846	47.522	34.658	247.7	43:59.961								
20	1	1:56.670	34.376	47.642	34.652	244.3	45:56.631								
21	1	1:54.582	33.377	46.728	34.477	242.7	47:51.213								
22	1	1:55.465	33.297	47.152	35.016	238.4	49:46.678								
23	1	1:54.940	33.005	47.031	34.904	242.7	51:41.618								
24	1	1:58.107	33.670	47.651	36.786	233.8	53:39.725								
25	1	1:56.665	33.933	47.533	35.199	241.6	55:36.390								
26	1	1:56.438	33.667	47.561	35.210	239.5	57:32.828								
27	1	1:57.554	33.651	48.165	35.738	240.0	59:30.382								
28	1	1:56.601	33.994	46.922	35.685	243.2	1:01:26.983								
2 Porsche 935 1981 1. Emmanuel BRIGAND GT2								20	1	1:54.181	32.707	46.679	34.795	270.0	45:53.379
1	1	2:23.568	39.440	1:02.524	41.604		2:23.568	21	1	1:53.195	32.935	45.876	34.384	270.0	47:46.574
2	1	3:05.669	55.152	1:23.797	46.720	126.2	5:29.237	22	1	1:54.111	32.883	46.359	34.869	260.9	49:40.685
3	1	2:51.942	54.681	1:14.226	43.035	115.5	8:21.179	23	1	1:55.112	33.456	46.546	35.110	267.3	51:35.797
4	1	2:06.719	35.702	50.013	41.004	224.1	10:27.898	24	1	1:55.847	33.125	47.509	35.213	267.3	53:31.644
5	1	3:01.736	1:00.800	1:18.276	42.660	130.8	13:29.634	25	1	1:55.644	33.320	46.788	35.536	268.0	55:27.288
6	1	1:56.833	34.468	47.332	35.033	250.0	15:26.467	26	1	1:55.568	33.366	46.838	35.364	267.3	57:22.856
7	1	1:55.197	33.190	46.900	35.107	272.7	17:21.664	27	1	1:55.634	33.319	46.769	35.546	268.7	59:18.490
8	1	1:54.984	33.162	46.625	35.197	272.7	19:16.648	28	1	1:56.658	33.228	47.768	35.662	266.7	1:01:15.148
9	1	1:56.079	34.112	47.217	34.750	250.0	21:12.727								
10	1	1:53.084	32.553	45.943	34.588	269.3	23:05.811								
11	1	1:53.117	32.670	46.209	34.238	264.7	24:58.928								
12	1	1:54.211	33.138	46.193	34.880	258.4	26:53.139								
13	1	1:54.335	32.685	46.363	35.287	267.3	28:47.474								
14	1	1:54.682	33.010	46.639	35.033	267.3	30:42.156								
15	1	2:12.373 B	33.749	52.374	46.250	261.5	32:54.529								
16	1	4:54.130	3:07.583	1:07.166	39.381	135.7	37:48.659								
17	1	2:07.199	36.731	51.389	39.079	216.0	39:55.858								
18	1	2:07.228	36.843	51.652	38.733	216.9	42:03.086								
19	1	1:56.112	33.404	46.881	35.827	264.1	43:59.198								
12 Lola T298 1981 1. Stéphane NGUYEN P-2L								20	1	1:54.181	32.707	46.679	34.795	270.0	45:53.379
1	1	2:07.384	36.331	45.958	45.095		2:07.384	21	1	1:53.195	32.935	45.876	34.384	270.0	47:46.574
2	1	3:11.782	1:02.025	1:21.832	47.925	155.4	5:19.166	22	1	1:54.111	32.883	46.359	34.869	260.9	49:40.685
3	1	2:57.898	55.206	1:14.635	48.057	124.1	8:17.064	23	1	1:55.112	33.456	46.546	35.110	267.3	51:35.797
4	1	2:03.906	35.298	46.339	42.269	232.3	10:20.970	24	1	1:55.847	33.125	47.509	35.213	267.3	53:31.644
5	1	3:04.855	1:02.717	1:16.984	45.154	163.1	13:25.825	25	1	1:55.644	33.320	46.788	35.536	268.0	55:27.288
6	1	1:52.459	33.483	45.529	33.447	241.6	15:18.284	26	1	1:55.568	33.366	46.838	35.364	267.3	57:22.856
7	1	1:51.434	32.965	45.356	33.113	244.3	17:09.718	27	1	1:55.634	33.319	46.769	35.546	268.7	59:18.490
8	1	1:52.016	33.041	45.552	33.423	243.8	19:01.734	28	1	1:56.658	33.228	47.768	35.662	266.7	1:01:15.148
9	1	1:51.247	33.070	45.117	33.060	243.8	20:52.981								
10	1	1:51.366	32.855	45.512	32.999	244.3	22:44.347								
11	1	1:50.706	32.763	44.939	33.004	245.5	24:35.053								
12	1	1:50.842	32.925	44.902	33.015	244.3	26:25.895								
13	1	1:50.834	32.517	44.917	33.400	244.3	28:16.729								
14	1	1:58.266 B	32.725	44.668	40.873	243.2	30:14.995								
15	1	4:34.607	2:57.997	46.179	50.431	162.9	34:49.602								
16	1	2:48.862	1:04.276	1:07.004	37.582	101.5	37:38.464								
17	1	2:01.366	35.595	49.171	36.600	222.7	39:39.830								
18	1	2:16.259	35.220	58.204	42.835	244.3	41:56.089								
19	1	1:51.441	32.609	45.542	32.290	245.5	43:47.530								
20	1	1:49.944	32.684	44.568	32.692	244.9	45:37.474								
21	1	1:49.774	32.421	44.524	32.829	246.0	47:27.248								
22	1	1:49.467	32.226	44.482	32.759	246.0	49:16.715								
23	1	1:50.469	32.490	44.691	33.288	247.1	51:07.184								
24	1	3:04.740 B	32.305	1:33.381	59.054	246.6	54:11.924								
14 Porsche 935 1979 1. Luca LITTARDI 2. Claudio RODDARO GT2								1	1	2:23.325	45.351	56.281	41.693		2:23.325
2	1	3:05.560	54.977	1:24.017	46.566	127.5	5:28.885	2	1	2:52.179	54.644	1:14.483	43.052	109.9	8:21.064
3	1	2:52.179	54.644	1:14.483	43.052	109.9	8:21.064	3	1	2:14.858	38.343	51.896	44.619	220.0	10:35.922
4	1	2:14.858	38.343	51.896	44.619	220.0	10:35.922	4	1	2:58.168	1:00.086	1:17.733	40.349	129.7	13:34.090
5	1	2:58.168	1:00.086	1:17.733	40.349	129.7	13:34.090	5	1	2:04.381	36.649	50.939	36.793	230.3	15:38.471
6	1	2:04.381	36.649	50.939	36.793	230.3	15:38.471	6	1	2:04.370	36.599	50.552	37.219	229.3	17:42.841
7	1	2:04.370	36.599	50.552	37.219	229.3	17:42.841	7	1	2:02.108	35.745	49.772	36.591	231.8	19:44.949
8	1	2:02.108	35.745	49.772	36.591	231.8	19:44.949	8	1	2:01.733	35.484	49.846	36.403	233.3	21:46.682
9	1	2:01.733	35.484	49.846	36.403	233.3	21:46.682	9	1	2:03.442	36.116	50.776	36.550	223.6	23:50.124
10	1	2:03.442	36.116	50.776	36.550	223.6	23:50.124	10	1	2:02.120	35.865	49.163	37.092	227.4	

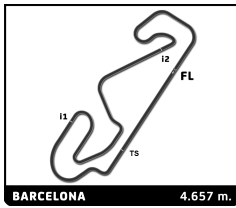


CLASSIC ENDURANCE RACING 2

ESPIRITU DE MONTJUÏC RACE

Sector Analysis

													Lap under Red Flag	Invalidated Lap	Personal Best	Session Best	B Crossing the pit lane					
Lap	D	Time	Sector 1	Sector 2	Sector 3	T. Spd	Elapsed	Lap	D	Time	Sector 1	Sector 2	Sector 3	T. Spd	Elapsed							
15	2	2:44.785	1:00.582	1:07.260	36.943	115.9	37:39.412	11	1	1:55.797	34.090	47.053	34.654	225.0	25:11.167							
16	2	2:02.909	36.225	50.054	36.630	214.3	39:42.321	12	1	2:07.818	34.614	47.581	45.623	223.1	27:18.985							
17	2	2:16.514	35.992	55.902	44.620	225.0	41:58.835	13	1	4:19.539	2:57.375	47.173	34.991	158.1	31:38.524							
18	2	2:04.045	37.300	49.793	36.952	218.6	44:02.880	14	1	3:07.159	52.122	1:22.207	52.830	197.8	34:45.683							
19	2	2:02.843	35.793	50.024	37.026	231.3	46:05.723	15	1	2:43.667	1:04.145	1:04.262	35.260	96.1	37:29.350							
20	2	2:02.946	36.062	50.141	36.743	227.8	48:08.669	16	1	1:58.949	35.935	47.901	35.113	216.9	39:28.299							
21	2	2:02.440	35.690	50.114	36.636	229.3	50:11.109	17	1	2:26.317	35.163	1:05.416	45.738	216.9	41:54.616							
22	2	2:02.328	35.278	49.818	37.232	232.3	52:13.437	18	1	2:00.362	35.456	48.970	35.936	216.4	43:54.978							
23	2	2:03.022	35.394	50.101	37.527	234.3	54:16.459	19	1	2:00.446	35.219	48.777	36.450	223.6	45:55.424							
24	2	2:04.983	35.718	52.418	36.847	230.8	56:21.442	20	1	1:57.605	34.536	48.055	35.014	223.6	47:53.029							
25	2	2:02.357	35.522	49.998	36.837	230.8	58:23.799	21	1	1:57.203	34.507	48.140	34.556	223.1	49:50.232							
26	2	2:02.425	35.316	50.000	37.109	233.3	1:00:26.224	22	1	1:56.669	34.547	47.423	34.699	224.5	51:46.901							
20 Porsche 935 1976																						
1. Eric ZUCCATTI																						
GT2																						
1	1	2:42.592	47.286	1:11.228	44.078		2:42.592	23	1	2:00.092	34.347	50.363	35.382	225.0	53:46.993							
2	1	2:55.241	47.156	1:22.959	45.126	153.8	5:37.833	24	1	1:59.716	34.508	48.619	36.589	219.1	55:46.709							
3	1	2:52.749	56.025	1:14.005	42.719	97.1	8:30.582	25	1	1:59.791	35.725	48.473	35.593	220.4	57:46.500							
4	1	2:13.283	37.833	54.339	41.111	231.8	10:43.865	26	1	1:59.192	34.880	48.710	35.602	220.4	59:45.692							
5	1	2:55.004	56.797	1:17.046	41.161	154.7	13:38.869	27	1	2:00.608	35.143	48.997	36.468	220.9	1:01:46.300							
6	1	2:09.917	37.638	52.282	39.997	230.8	15:48.786	1	1	2:34.517	48.521	1:03.805	42.191		2:34.517							
7	1	2:10.947	38.595	52.857	39.495	214.3	17:59.733	2	1	2:59.772	50.793	1:23.465	45.514	149.4	5:34.289							
8	1	2:08.764	37.410	52.511	38.843	225.0	20:08.497	3	1	2:52.718	55.993	1:13.276	43.449	118.7	8:27.007							
9	1	2:08.942	37.340	52.457	39.145	225.9	22:17.439	4	1	2:16.361	39.508	55.219	41.634	200.7	10:43.368							
10	1	2:08.902	37.358	52.410	39.134	219.1	24:26.341	5	1	2:55.350	55.513	1:17.702	42.135	145.2	13:38.718							
11	1	2:10.930	38.467	52.768	39.695	234.3	26:37.271	6	1	2:11.620	39.227	52.995	39.398	193.2	15:50.338							
12	1	2:12.199	37.428	53.410	41.361	225.0	28:49.470	7	1	2:11.698	38.840	53.194	39.664	216.4	18:02.036							
13	1	2:20.954	37.555	52.541	50.858	221.3	31:10.424	8	1	2:09.784	37.854	52.263	39.667	213.0	20:11.820							
14	1	6:37.815	4:51.313	1:07.260	39.242	131.2	37:48.239	9	1	2:09.236	37.930	52.320	38.986	220.9	22:21.056							
15	1	2:07.207	36.789	51.504	38.914	225.9	39:55.446	10	1	2:10.071	37.455	52.614	40.002	213.9	24:31.127							
16	1	2:07.330	36.757	51.763	38.810	220.9	42:02.776	11	1	2:11.050	37.988	54.158	38.904	218.2	26:42.177							
17	1	2:10.316	37.671	53.009	39.636	201.9	44:13.092	12	1	2:09.490	37.953	53.010	38.527	219.1	28:51.667							
18	1	2:10.483	37.045	54.002	39.436	225.5	46:23.575	13	1	2:09.214	37.440	52.694	39.080	215.1	31:00.881							
19	1	2:07.049	36.624	51.766	38.659	228.3	48:30.624	14	1	2:23.200	38.958	53.670	50.572	206.9	33:24.081							
20	1	2:11.019	36.875	53.928	40.216	228.3	50:41.643	15	1	4:44.559	3:05.185	53.665	45.709	115.9	38:08.640							
21	1	2:12.462	37.951	53.509	41.002	220.0	52:54.105	16	1	2:06.436	36.820	51.640	37.976	215.6	40:15.076							
22	1	2:15.676	40.027	54.815	40.834	213.9	55:09.781	17	1	2:06.225	37.364	51.662	37.199	207.7	42:21.301							
23	1	2:12.359	37.928	53.862	40.569	213.4	57:22.140	18	1	2:06.471	36.910	51.574	37.987	207.7	44:27.772							
24	1	2:15.269	38.964	55.923	40.382	200.4	59:37.409	19	1	2:06.233	36.966	50.425	38.842	225.0	46:34.005							
25	1	2:17.942	38.659	58.420	40.863	217.3	1:01:55.351	20	1	2:06.490	37.126	51.690	37.674	228.3	48:40.495							
22 Chevron B31 1975																						
1. Russell BÜSST																						
P-2L																						
1	1	2:11.484	42.441	50.204	38.839		2:11.484	21	1	2:06.518	36.653	51.900	37.965	228.8	50:47.013							
2	1	3:11.554	1:01.437	1:23.388	46.729	110.1	5:23.038	22	1	2:07.823	36.421	52.079	39.323	229.8	52:54.836							
3	1	2:55.589	55.165	1:15.143	45.281	134.2	8:18.627	23	1	2:09.919	38.772	52.267	38.880	212.6	55:04.755							
4	1	2:05.642	36.369	48.593	40.680	215.6	10:24.269	24	1	2:08.824	36.791	52.961	39.072	233.3	57:13.579							
5	1	3:03.908	1:02.893	1:18.474	42.541	133.3	13:28.177	25	1	2:09.526	37.007	53.380	39.139	236.8	59:23.105							
6	1	1:59.383	36.621	47.987	34.775	220.9	15:27.560	26	1	2:08.284	36.903	52.425	38.956	233.3	1:01:31.389							
7	1	1:57.559	34.826	47.915	34.818	223.6	17:25.119	30 Lola T290 1973														
8	1	1:57.749	34.912	47.987	34.850	223.1	19:22.868	1. Peter FISK														
9	1	1:56.661	34.553	47.334	34.774	223.6	21:19.529	P-2L														
10	1	1:55.841	34.743	47.200	33.898	224.1	23:15.370	1	1	2:13.691	42.729	52.618	38.344		2:13.691							
2																1	3:09.832	1:00.195	1:23.086	46.551	102.1	5:23.523
3																1	2:55.298	55.420	1:14.956	44.922	136.9	8:18.821
4																1	2:10.209	37.087	50.243	42.879	223.6	10:29.030



CLASSIC ENDURANCE RACING 2

ESPIRITU DE MONTJUÏC

RACE

Sector Analysis

Lap under Red Flag Invalidated Lap Personal Best Session Best B Crossing the pit lane

Lap	D	Time	Sector 1	Sector 2	Sector 3	T. Spd	Elapsed	Lap	D	Time	Sector 1	Sector 2	Sector 3	T. Spd	Elapsed
5	1	3:01.769	1:00.317	1:18.831	42.621	139.4	13:30.799	2	1	3:06.131	55.426	1:23.830	46.875	133.5	5:27.977
6	1	2:04.825	37.155	50.815	36.855	225.5	15:35.624	3	1	2:52.648	54.888	1:14.097	43.663	131.2	8:20.625
7	1	2:02.217	35.184	49.134	37.899	234.8	17:37.841	4	1	2:13.059	38.949	49.584	44.526	204.5	10:33.684
8	1	2:03.692	36.322	50.355	37.015	235.8	19:41.533	5	1	2:58.437	58.310	1:18.177	41.950	139.0	13:32.121
9	1	2:03.781	35.641	50.944	37.196	234.8	21:45.314	6	1	2:01.219	36.457	48.955	35.807	220.4	15:33.340
10	1	2:17.245	36.997	50.905	49.343	219.1	24:02.559	7	1	2:00.207	35.822	48.933	35.452	213.9	17:33.547
11	1	3:04.631	1:37.997	49.597	37.037	145.0	27:07.190	8	1	2:00.042	34.603	48.794	36.645	223.6	19:33.589
12	1	2:02.458	34.901	50.540	37.017	234.8	29:09.648	9	1	2:00.144	35.240	48.968	35.936	223.6	21:33.733
13	1	2:03.243	36.123	50.050	37.070	226.9	31:12.891	10	1	1:56.876	34.907	47.486	34.483	224.5	23:30.609
14	1	2:29.917	38.806	57.021	54.090	180.9	33:42.808	11	1	1:56.107	34.077	47.618	34.412	225.5	25:26.716
15	1	4:43.282	3:11.823	52.797	38.662	151.7	38:26.090	12	1	1:56.070	34.116	47.286	34.668	224.5	27:22.786
16	1	3:25.363	1:16.016	1:23.747	45.600	75.2	41:51.453	13	1	2:06.626	33.977	47.732	44.917	225.5	29:29.412
17	1	2:00.253	34.726	49.284	36.243	237.4	43:51.706	14	1	5:17.843	3:06.153	1:19.198	52.492	132.4	34:47.255
18	1	2:04.523	36.441	50.033	38.049	234.8	45:56.229	15	1	2:47.013	1:04.593	1:06.964	35.456	96.9	37:34.268
19	1	2:02.069	35.373	49.580	37.116	218.6	47:58.298	16	1	1:58.395	35.790	47.792	34.813	212.2	39:32.663
20	1	2:07.675	36.337	53.661	37.677	234.3	50:05.973	17	1	2:22.479	37.186	1:00.557	44.736	184.0	41:55.142
21	1	2:03.991	36.146	50.560	37.285	220.9	52:09.964	18	1	1:57.573	35.493	47.773	34.307	223.1	43:52.715
22	1	2:05.354	35.831	51.398	38.125	232.8	54:15.318	19	1	1:57.500	35.127	47.780	34.593	211.4	45:50.215
23	1	2:07.893	35.833	53.684	38.376	235.8	56:23.211	20	1	1:55.653	34.633	46.683	34.337	222.2	47:45.868
24	1	2:05.648	36.666	50.879	38.103	228.8	58:28.859	21	1	1:55.892	34.476	47.388	34.028	225.5	49:41.760
25	1	2:10.039	37.140	53.437	39.462	237.9	1:00:38.898	22	1	1:55.544	34.470	47.016	34.058	225.0	51:37.304
								23	1	2:04.190	35.748	51.090	37.352	222.7	53:41.494

31 Lola T297 1978
1. Dean DESANTIS
2. Josh TUGGLE
P-2L

1	1	2:42.061	46.755	1:10.661	44.645		2:42.061
2	1	2:55.191	47.050	1:21.828	46.313	161.2	5:37.252
3	1	2:53.196	55.303	1:13.970	43.923	118.4	8:30.448
4	1	6:05.647	4:18.325	1:03.695	43.627	200.4	14:36.095
5	1	2:18.244	40.818	56.248	41.178	179.1	16:54.339
6	1	2:13.338	38.607	54.914	39.817	200.7	19:07.677
7	1	2:10.354	38.012	53.221	39.121	196.4	21:18.031
8	1	2:08.562	37.881	52.429	38.252	215.1	23:26.593
9	1	2:08.573	37.559	52.998	38.016	210.1	25:35.166
10	1	2:22.059	36.645	52.609	52.805	214.3	27:57.225
11	2	4:48.298	3:14.463	55.209	38.626	150.2	32:45.523
12	2	2:09.695	39.286	51.072	39.337	169.8	34:55.218
13	2	2:44.593	1:00.721	1:07.077	36.795	112.4	37:39.811
14	2	2:02.850	36.226	50.097	36.527	204.9	39:42.661
15	2	2:16.341	36.026	56.722	43.593	201.9	41:59.002
16	2	1:55.961	34.009	47.650	34.302	240.5	43:54.963
17	2	1:55.380	33.730	47.725	33.925	238.4	45:50.343
18	2	1:54.252	33.174	46.269	34.809	240.0	47:44.595
19	2	1:54.765	33.188	46.882	34.695	240.5	49:39.360
20	2	1:55.214	33.974	46.845	34.395	233.8	51:34.574
21	2	1:58.625	34.942	48.558	35.125	238.4	53:33.199
22	2	1:54.764	33.716	46.654	34.394	233.8	55:27.963
23	2	1:55.397	33.566	46.781	35.050	243.2	57:23.360
24	2	1:55.454	33.522	47.352	34.580	243.8	59:18.814
25	2	1:56.724	33.522	48.357	34.845	244.3	1:01:15.538

36 Lotus Esprit Gr.5 1979
1. Greg CATON
GT2

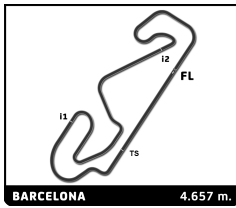
1	1	2:21.846	45.047	55.486	41.313		2:21.846
---	---	----------	--------	--------	--------	--	----------

45 Chevron B36 1676
1. Gianluigi CANDIANI
2. Frédéric ROUVIER
P-2L

1	1	2:25.080	43.121	1:01.256	40.703		2:25.080
2	1	3:05.546	55.327	1:23.911	46.308	127.7	5:30.626
3	1	2:51.681	55.000	1:14.035	42.646	119.6	8:22.307
4	1	2:15.162	38.699	51.698	44.765	186.9	10:37.469
5	1	2:58.501	1:00.127	1:17.631	40.743	130.1	13:35.970
6	1	2:23.485	38.932	51.129	53.424	195.3	15:59.455
7	1	4:33.369	3:02.957	52.214	38.198	139.9	20:32.824
8	1	2:24.257	40.574	51.740	51.943	184.0	22:57.081

49 TOJ SC303 1978
1. Dominique GUENAT
P+2L

1	1	2:09.037	37.535	46.889	44.613		2:09.037
2	1	3:11.940	1:01.794	1:22.902	47.244	122.2	5:20.977
3	1	2:56.239	54.929	1:15.025	46.285	129.2	8:17.216
4	1	2:03.260	34.422	45.648	43.190	246.0	10:20.476
5	1	3:04.836	1:02.722	1:17.052	45.062	150.8	13:25.312
6	1	1:52.538	33.177	45.701	33.660	262.8	15:17.850
7	1	1:51.099	32.249	44.966	33.884	272.7	17:08.949
8	1	1:51.354	32.501	45.314	33.539	270.7	19:00.303
9	1	1:49.788	31.737	44.653	33.398	271.4	20:50.091
10	1	1:50.778	31.992	45.309	33.477	272.0	22:40.869
11	1	1:50.702	32.028	45.127	33.547	270.7	24:31.571
12	1	1:50.192	32.019	44.861	33.312	272.0	26:21.763
13	1	1:50.530	32.048	45.115	33.367	272.7	28:12.293
14	1	1:50.010	31.888	44.711	33.411	270.0	30:02.303
15	1	2:01.203	32.352	45.220	43.631	268.0	32:03.506
16	1	4:21.913	3:01.680	46.400	33.833	143.8	36:25.419
17	1	2:01.134	32.992	49.737	38.405	252.3	38:26.553



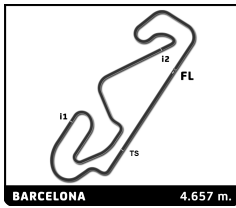
CLASSIC ENDURANCE RACING 2

ESPIRITU DE MONTJUIC

RACE

Sector Analysis

Lap under Red Flag												Invalidated Lap	Personal Best	Session Best	B Crossing the pit lane
Lap	D	Time	Sector 1	Sector 2	Sector 3	T. Spd	Elapsed	Lap	D	Time	Sector 1	Sector 2	Sector 3	T. Spd	Elapsed
18	1	3:24.928	1:16.200	1:24.185	44.543	73.8	41:51.481	9	1	1:52.553	32.717	45.619	34.217	262.1	20:56.881
19	1	1:50.767	32.595	44.820	33.352	262.1	43:42.248	10	1	1:52.577	32.656	45.563	34.358	260.9	22:49.458
20	1	1:49.743	31.910	44.570	33.263	272.0	45:31.991	11	1	1:52.528	32.831	45.589	34.108	261.5	24:41.986
21	1	1:50.998	31.977	45.315	33.706	272.0	47:22.989	12	1	1:53.468	32.719	46.055	34.694	261.5	26:35.454
22	1	1:49.972	31.898	44.779	33.295	273.4	49:12.961	13	1	1:53.389	33.193	45.766	34.430	259.0	28:28.843
23	1	1:50.820	31.989	45.382	33.449	273.4	51:03.781	14	1	1:53.853	33.132	46.065	34.656	259.0	30:22.696
24	1	1:51.850	31.638	46.208	34.004	274.1	52:55.631	15	1	2:10.590B	33.596	48.619	48.375	254.7	32:33.286
25	1	1:51.888	32.858	45.169	33.861	256.5	54:47.519	16	2	5:09.198	3:24.296	1:08.512	36.390	135.7	37:42.484
26	1	1:52.109	32.177	45.850	34.082	272.7	56:39.628	17	2	2:01.533	35.289	49.365	36.879	235.8	39:44.017
27	1	1:53.219	32.337	46.260	34.622	272.7	58:32.847	18	2	2:15.531	36.880	56.473	42.178	195.3	41:59.548
28	1	1:58.331	33.339	49.227	35.765	270.0	1:00:31.178	19	2	1:58.364	34.804	47.723	35.837	234.3	43:57.912
50 Lola T286 1976 1. Maxime GUENAT P+2L															
1	1	2:05.664	34.117	45.244	46.303		2:05.664	20	2	2:18.788B	34.448	55.050	49.290	233.3	46:16.700
2	1	3:11.961	1:01.987	1:21.931	48.043	185.9	5:17.625	21	2	3:46.419	2:14.310	53.155	38.954	128.0	50:03.119
3	1	2:58.341	55.179	1:14.232	48.930	132.7	8:15.966	22	2	2:11.577	39.051	53.623	38.903	191.8	52:14.696
4	1	2:02.218	32.861	44.282	45.075	250.0	10:18.184	23	2	2:09.376	38.126	52.181	39.069	190.1	54:24.072
5	1	3:04.988	1:02.855	1:16.319	45.814	134.3	13:23.172	24	2	2:08.578	37.315	52.443	38.820	208.5	56:32.650
6	1	1:49.816	31.964	45.003	32.849	260.9	15:12.988	25	2	2:08.092	37.047	51.953	39.092	217.3	58:40.742
7	1	1:48.731	31.408	44.555	32.768	264.1	17:01.719	26	2	2:08.595	37.383	52.242	38.970	205.7	1:00:49.337
8	1	1:48.046	31.343	44.328	32.375	264.1	18:49.765	76 Porsche 911 SC Gr.IV 1981 1. Matteo RADICIONI INV							
9	1	1:47.790	31.156	43.906	32.728	265.4	20:37.555	1	1	2:41.477	51.109	1:05.687	44.681		2:41.477
10	1	1:48.943	31.718	44.404	32.821	266.0	22:26.498	2	1	2:53.860	46.135	1:22.162	45.563	175.6	5:35.337
11	1	1:48.927	31.554	44.833	32.540	267.3	24:15.425	3	1	2:54.737	55.752	1:13.554	45.431	119.1	8:30.074
12	1	1:48.060	31.388	43.952	32.720	266.0	26:03.485	4	1	2:26.533	43.713	58.984	43.836	200.4	10:56.607
13	1	1:48.896	31.621	44.171	33.104	266.0	27:52.381	5	1	2:46.913	45.502	1:16.281	45.130	184.3	13:43.520
14	1	1:49.413	31.675	44.518	33.220	268.7	29:41.794	6	1	2:20.090	40.073	57.419	42.598	214.3	16:03.610
15	1	2:00.767B	31.782	44.505	44.480	265.4	31:42.561	7	1	2:18.251	40.075	56.814	41.362	213.4	18:21.861
16	1	4:22.269	2:54.299	46.996	40.974	172.5	36:04.830	8	1	2:17.920	39.840	56.640	41.440	214.3	20:39.781
17	1	2:19.305	34.241	48.945	56.119	236.8	38:24.135	9	1	2:16.730	39.439	55.992	41.299	215.1	22:56.511
18	1	3:25.541	1:17.149	1:23.482	44.910	74.5	41:49.676	10	1	2:16.694	39.045	56.612	41.037	216.4	25:13.205
19	1	1:50.390	32.006	45.104	33.280	264.1	43:40.066	11	1	2:16.985	39.347	56.068	41.570	214.7	27:30.190
20	1	1:48.655	31.378	44.130	33.147	266.7	45:28.721	12	1	2:16.046	39.411	55.643	40.992	214.3	29:46.236
21	1	1:49.126	31.411	44.657	33.058	267.3	47:17.847	13	1	6:29.204B	4:26.965	1:06.226	56.013	216.4	36:15.440
22	1	1:49.296	31.537	44.701	33.058	268.0	49:07.143	14	1	5:39.036	3:28.132	1:24.132	46.772	117.0	41:54.476
23	1	1:51.036	31.813	45.659	33.564	268.7	50:58.179	15	1	2:22.355	43.139	57.406	41.810	213.4	44:16.831
24	1	1:50.180	31.660	44.946	33.574	269.3	52:48.359	16	1	2:21.414	41.448	55.939	44.027	215.6	46:38.245
25	1	1:50.774	31.794	44.984	33.996	268.0	54:39.133	17	1	2:18.111	39.936	56.490	41.685	213.0	48:56.356
26	1	1:53.132	31.900	46.211	35.021	268.0	56:32.265	18	1	2:18.075	39.959	56.356	41.760	213.9	51:14.431
27	1	1:52.059	32.340	45.658	34.061	268.7	58:24.324	19	1	2:17.076	39.620	55.772	41.684	214.3	53:31.507
28	1	1:51.799	31.923	45.516	34.360	272.0	1:00:16.123	20	1	2:19.321	40.958	56.256	42.107	216.9	55:50.828
54 Porsche 935 1979 1. Dennis BUSCH GT2 2. Marc BUSCH															
1	1	2:15.156	42.223	54.334	38.599		2:15.156	21	1	2:18.353	39.902	55.882	42.569	214.7	58:09.181
2	1	3:10.037	59.796	1:23.469	46.772	104.4	5:25.193	22	1	2:21.200	39.751	57.537	43.912	214.7	1:00:30.381
3	1	2:53.787	54.980	1:14.160	44.647	120.7	8:18.980	81 Ford Capri Zakspeed Turbo 1981 1. Emile BREITTMAYER GT2							
4	1	2:03.482	35.298	47.387	40.797	242.2	10:22.462	1	1	2:27.184	43.464	1:03.290	40.430		2:27.184
5	1	3:04.150	1:03.153	1:17.191	43.806	128.7	13:26.612	2	1	3:05.276	55.753	1:23.623	45.900	134.8	5:32.460
6	1	1:53.138	33.421	45.790	33.927	254.1	15:19.750	3	1	2:51.327	55.414	1:13.521	42.392	134.5	8:23.787
7	1	1:52.122	32.713	45.346	34.063	263.4	17:11.872	4	1	2:10.332	36.051	50.671	43.610	225.0	10:34.119
8	1	1:52.456	32.701	45.474	34.281	263.4	19:04.328	5	1	2:58.211	59.015	1:18.250	40.946	137.8	13:32.330
81 Ford Capri Zakspeed Turbo 1981 1. Emile BREITTMAYER GT2															
1	1	2:27.184	43.464	1:03.290	40.430		2:27.184	6	1	1:56.101	35.105	46.866	34.130	232.8	15:28.431
2	1	3:05.276	55.753	1:23.623	45.900	134.8	5:32.460	7	1	2:24.385B	33.469	57.516	53.400	257.1	17:52.816
3	1	2:51.327	55.414	1:13.521	42.392	134.5	8:23.787								
4	1	2:10.332	36.051	50.671	43.610	225.0	10:34.119								
5	1	2:58.211	59.015	1:18.250	40.946	137.8	13:32.330								
6	1	1:56.101	35.105	46.866	34.130	232.8	15:28.431								
7	1	2:24.385B	33.469	57.516	53.400	257.1	17:52.816								



CLASSIC ENDURANCE RACING 2

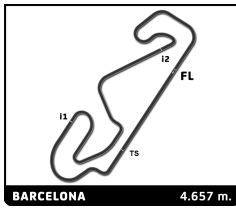
ESPIRITU DE MONTJUÏC

RACE

Sector Analysis

Lap under Red Flag Invalidated Lap Personal Best Session Best B Crossing the pit lane

Lap	D	Time	Sector 1	Sector 2	Sector 3	T. Spd	Elapsed	Lap	D	Time	Sector 1	Sector 2	Sector 3	T. Spd	Elapsed
84		Porsche 935 K3 1981										GT2			
		1. Olivier BREITMAYER													
1	1	2:24.590	45.720	57.649	41.221		2:24.590	21	2	1:50.746	32.518	45.374	32.854	251.7	47:52.770
2	1	3:05.428	55.253	1:23.587	46.588	132.4	5:30.018	22	2	1:49.803	31.852	45.054	32.897	250.6	49:42.573
3	1	2:51.666	54.888	1:13.961	42.817	125.9	8:21.684	23	2	1:53.516	32.558	46.024	34.934	248.3	51:36.089
4	1	2:09.610	36.521	49.726	43.363	240.0	10:31.294	24	2	1:51.772	33.087	45.453	33.232	248.8	53:27.861
5	1	3:00.124	59.903	1:18.278	41.943	124.7	13:31.418	25	2	1:49.565	31.941	44.677	32.947	247.7	55:17.426
6	1	2:01.696	35.886	49.678	36.132	242.2	15:33.114	26	2	1:50.137	32.075	45.111	32.951	248.3	57:07.563
7	1	1:59.956	35.640	48.623	35.693	251.7	17:33.070	27	2	1:50.395	31.949	45.117	33.329	247.7	58:57.958
8	1	1:59.606	34.774	48.684	36.148	248.8	19:32.676	28	2	1:51.048	32.186	44.935	33.927	248.3	1:00:49.006
9	1	1:57.983	34.587	47.687	35.709	248.8	21:30.659								
10	1	1:57.879	33.984	48.088	35.807	251.7	23:28.538								
11	1	1:57.917	34.683	47.837	35.397	248.8	25:26.455								
12	1	1:56.051	33.750	47.190	35.111	251.2	27:22.506								
13	1	1:56.292	33.674	47.465	35.153	250.6	29:18.798								
14	1	2:08.405 B	33.730	47.747	46.928	251.2	31:27.203								
15	1	4:36.746	2:56.270	57.937	42.539	170.1	36:03.949								
16	1	2:09.821	34.720	48.776	46.325	247.7	38:13.770								
17	1	2:02.358	34.860	49.917	37.581	247.1	40:16.128								
18	1	2:05.936	37.488	51.716	36.732	206.9	42:22.064								
19	1	1:57.032	33.736	47.974	35.322	259.0	44:19.096								
20	1	1:59.433	34.568	49.005	35.860	247.1	46:18.529								
21	1	1:59.433	34.698	48.740	35.995	250.0	48:17.962								
22	1	1:59.848	34.566	49.073	36.209	247.1	50:17.810								
23	1	1:58.660	34.373	48.414	35.873	254.1	52:16.470								
24	1	1:59.109	33.877	48.619	36.613	254.7	54:15.579								
25	1	2:02.003	34.609	50.046	37.348	253.5	56:17.582								
26	1	2:01.773	35.727	49.463	36.583	244.9	58:19.355								
27	1	1:59.633	34.116	48.478	37.039	243.8	1:00:18.988								
85		Lola T292 1973										P-2L			
		1. Tony SINCLAIR													
		2. Nick PADMORE													
1	1	2:09.581	37.262	48.359	43.960		2:09.581	1	1	2:07.979	36.674	46.177	45.128		2:07.979
2	1	3:11.813	1:01.661	1:23.122	47.030	117.5	5:21.394	2	1	3:11.709	1:02.084	1:22.070	47.555	138.1	5:19.688
3	1	2:56.129	55.030	1:15.103	45.996	133.3	8:17.523	3	1	2:57.689	55.412	1:14.594	47.683	145.7	8:17.377
4	1	2:03.990	35.506	47.531	40.953	234.8	10:21.513	4	1	2:25.254 B	35.906	50.018	59.330	225.5	10:42.631
5	1	3:04.865	1:02.835	1:17.302	44.728	150.8	13:26.378								
6	1	1:56.747	34.375	47.268	35.104	233.3	15:23.125								
7	1	1:54.749	33.423	46.764	34.562	246.0	17:17.874								
8	1	1:54.097	33.232	46.225	34.640	244.9	19:11.971								
9	1	1:55.114	33.591	47.049	34.474	245.5	21:07.085								
10	1	1:54.710	33.396	47.150	34.164	245.5	23:01.795								
11	1	1:53.648	33.245	46.365	34.038	244.3	24:55.443								
12	1	1:55.100	33.541	46.789	34.770	245.5	26:50.543								
13	1	1:55.100	33.399	46.810	34.891	245.5	28:45.643								
14	1	2:07.161 B	33.943	46.928	46.290	243.2	30:52.804								
15	2	5:09.453	3:21.216	1:06.246	41.991	159.1	36:02.257								
16	2	2:06.637	33.390	48.515	44.732	245.5	38:08.894								
17	2	2:06.372	37.184	51.850	37.338	210.5	40:15.266								
18	2	2:06.095	37.698	51.707	36.690	206.1	42:21.361								
19	2	1:50.482	32.301	44.707	33.474	245.5	44:11.843								
20	2	1:50.181	31.743	45.072	33.366	248.8	46:02.024								
88		BMW M1 Procar 1979										GT2			
		1. Steven OSBORNE													
		2. Chris WARD													
1	2	2:10.373	40.891	48.624	40.858		2:10.373	1	2	2:10.373	40.891	48.624	40.858		2:10.373
2	2	3:11.657	1:01.758	1:22.936	46.963	108.4	5:22.030	2	2	3:11.657	1:01.758	1:22.936	46.963	108.4	5:22.030
3	2	2:56.190	55.226	1:15.015	45.949	139.9	8:18.220	3	2	2:56.190	55.226	1:15.015	45.949	139.9	8:18.220
4	2	2:04.782	35.230	48.856	40.696	230.8	10:23.002	4	2	2:04.782	35.230	48.856	40.696	230.8	10:23.002
5	2	3:04.310	1:03.373	1:17.116	43.821	146.1	13:27.312	5	2	3:04.310	1:03.373	1:17.116	43.821	146.1	13:27.312
6	2	1:54.885	33.510	47.509	33.866	241.1	15:22.197	6	2	1:54.885	33.510	47.509	33.866	241.1	15:22.197
7	2	1:53.328	32.689	47.214	33.425	244.3	17:15.525	7	2	1:53.328	32.689	47.214	33.425	244.3	17:15.525
8	2	1:52.484	32.708	46.218	33.558	243.2	19:08.009	8	2	1:52.484	32.708	46.218	33.558	243.2	19:08.009
9	2	1:54.691	32.774	47.750	34.167	242.7	21:02.700	9	2	1:54.691	32.774	47.750	34.167	242.7	21:02.700
10	2	1:53.762	32.907	46.572	34.283	242.2	22:56.462	10	2	1:53.762	32.907	46.572	34.283	242.2	22:56.462
11	2	1:53.758	32.830	46.786	34.142	242.2	24:50.220	11	2	1:53.758	32.830	46.786	34.142	242.2	24:50.220
12	2	1:54.727	33.280	47.004	34.443	241.1	26:44.947	12	2	1:54.727	33.280	47.004	34.443	241.1	26:44.947
13	2	1:54.850	33.577	46.875	34.398	242.7	28:39.797	13	2	1:54.850	33.577	46.875	34.398	242.7	28:39.797
14	2	2:04.848 B	33.360	46.903	44.585	239.5	30:44.645	14	2	2:04.848 B	33.360	46.903	44.585	239.5	30:44.645
15	1	4:29.001	3:03.838	49.013	36.150	127.2	35:13.646	15	1	4:29.001	3:03.838	49.013	36.150	127.2	35:13.646
16	1	2:29.460	44.828	1:08.364	36.268	217.7	37:43.106	16	1	2:29.460	44.828	1:08.364	36.268	217.7	37:43.106
17	1	2:01.653	35.447	49.366	36.840	229.3	39:44.759	17	1	2:01.653	35.447	49.366	36.840	229.3	39:44.759
18	1	2:15.474	36.940	56.867	41.667	192.9	42:00.233	18	1	2:15.474	36.940	56.867	41.667	192.9	42:00.233
19	1	1:59.412	35.781	47.380	36.251	232.8	43:59.645	19	1	1:59.412	35.781	47.380	36.251	232.8	43:59.645
20	1	2:00.264	35.055	49.192	36.017	244.9	45:59.909	20	1	2:00.264	35.055	49.192	36.017	244.9	45:59.909
21	1	1:58.970	34.629	48.275	36.066	241.1	47:58.879	21	1	1:58.970	34.629	48.275	36.066	241.1	47:58.879
22	1	2:00.848	34.972	50.182	35.694	239.5	49:59.727	22	1	2:00.848	34.972	50.182	35.694	239.5	49:59.727
23	1	2:00.127	35.769	48.698	35.660	234.3	51:59.854	23	1	2:00.127	35.769	48.698	35.660	234.3	51:59.854
24	1	1:58.350	35.089	47.353	35.908	235.3	53:58.204	24	1	1:58.350	35.089	47.353	35.908	235.3	53:58.204
25	1	1:59.418	35.181	48.548	35.689	235.8	55:57.622	25	1	1:59.418	35.181	48.548	35.689	235.8	55:57.622
26	1	2:00.224	35.396	49.005	35.823	232.3	57:57.846	26	1	2:00.224	35.396	49.005	35.823	232.3	57:57.846
27	1	2:00.837	36.105	48.771	35.961	228.8	59:58.683	27	1	2:00.837	36.105	48.771	35.961	228.8	59:58.683
28	1	2:02.528	36.234	49.813	36.481	211.4	1:02:01.211	28	1	2:02.528	36.234	49.813			



CLASSIC ENDURANCE RACING 2

ESPIRITU DE MONTJUÏC

RACE

Sector Analysis

Lap under Red Flag Invalidated Lap Personal Best Session Best B Crossing the pit lane

Lap	D	Time	Sector 1	Sector 2	Sector 3	T. Spd	Elapsed	Lap	D	Time	Sector 1	Sector 2	Sector 3	T. Spd	Elapsed
5	1	2:58.182	59.736	1:17.601	40.845	134.0	13:34.942	5	1	3:01.375	1:00.590	1:18.485	42.300	136.9	13:31.026
6	1	2:03.975	36.225	50.734	37.016	248.3	15:38.917	6	1	1:58.995	34.890	48.406	35.699	243.8	15:30.021
7	1	2:03.278	35.617	50.362	37.299	240.0	17:42.195	7	1	2:01.515	35.049	50.357	36.109	244.9	17:31.536
8	1	2:01.783	35.554	49.514	36.715	241.6	19:43.978	8	1	2:01.523	34.940	49.777	36.806	243.8	19:33.059
9	1	2:01.839	35.496	49.916	36.427	234.3	21:45.817	9	1	2:00.267	35.230	49.008	36.029	228.8	21:33.326
10	1	2:00.953	35.547	49.595	35.811	241.1	23:46.770	10	1	2:01.759	34.797	50.403	36.559	237.9	23:35.085
11	1	2:00.734	34.800	49.319	36.615	244.9	25:47.504	11	1	2:12.843 B	35.762	49.574	47.507	227.4	25:47.928
12	1	2:00.193	35.002	49.025	36.166	243.8	27:47.697	12	1	4:28.732	3:01.360	50.609	36.763	155.2	30:16.660
13	1	2:12.666 B	35.309	49.671	47.686	241.6	30:00.363	13	1	2:05.783	36.230	51.712	37.841	223.1	32:22.443
14	1	4:47.867	2:59.857	55.611	52.399	158.4	34:48.230	14	1	2:26.368	38.555	55.715	52.098	212.6	34:48.811
15	1	2:48.708	1:04.216	1:07.539	36.953	99.9	37:36.938	15	1	2:49.367	1:04.610	1:07.463	37.294	100.3	37:38.178
16	1	2:01.295	35.345	49.622	36.328	219.5	39:38.233	16	1	2:01.306	35.438	49.204	36.664	240.0	39:39.484
17	1	2:17.425	35.321	58.017	44.087	228.3	41:55.658	17	1	2:16.465	35.307	57.751	43.407	237.9	41:55.949
18	1	2:03.464	36.688	50.278	36.498	222.7	43:59.122	18	1	2:02.688	35.609	50.223	36.856	223.6	43:58.637
19	1	2:00.160	34.884	49.305	35.971	246.0	45:59.282	19	1	2:24.637 B	34.937	56.669	53.031	243.8	46:23.274
20	1	1:59.197	34.296	48.633	36.268	242.7	47:58.479	20	1	3:03.531	1:35.695	50.559	37.277	147.3	49:26.805
21	1	2:01.896	34.632	50.404	36.860	248.3	50:00.375	21	1	2:04.865	36.284	50.727	37.854	220.9	51:31.670
22	1	2:00.731	34.678	49.929	36.124	248.8	52:01.106	22	1	2:07.592	36.335	52.539	38.718	235.8	53:39.262
23	1	2:00.606	34.811	49.412	36.383	228.3	54:01.712	23	1	2:07.126	36.136	52.079	38.911	228.8	55:46.388
24	1	2:01.443	34.988	49.396	37.059	240.0	56:03.155	24	1	2:10.408	37.896	53.001	39.511	210.1	57:56.796
25	1	2:01.305	35.075	49.528	36.702	243.2	58:04.460	25	1	2:11.042	38.698	52.974	39.370	215.1	1:00:07.838
26	1	2:00.210	34.534	49.203	36.473	244.3	1:00:04.670	26	1	2:12.790	38.511	54.302	39.977	204.9	1:02:20.628
27	1	2:02.303	35.069	50.172	37.062	238.9	1:02:06.973								

131		Chevron B31 1975		P-2L		
		1. Ross HYETT				
		2. Charlie HYETT				
1	1	2:17.066	43.439	55.587	38.040	2:17.066
2	1	3:09.456	59.315	1:23.701	46.440	5:26.522
3	1	2:53.405	55.072	1:14.630	43.703	8:19.927
4	1	2:07.180	36.505	49.278	41.397	10:27.107
5	1	3:01.831	1:00.979	1:18.524	42.328	13:28.938
6	1	1:55.387	34.229	46.583	34.575	15:24.325
7	1	1:54.545	33.517	46.837	34.191	17:18.870
8	1	1:54.422	33.475	46.798	34.149	19:13.292
9	1	1:55.254	33.122	47.256	34.876	21:08.546
10	1	1:54.854	33.614	46.717	34.523	23:03.400
11	1	1:54.652	33.480	46.821	34.351	24:58.052
12	1	2:11.203 B	34.605	47.917	48.681	27:09.255
13	2	4:42.299	3:18.753	48.030	35.516	31:51.554
14	2	2:54.656	42.039	1:20.206	52.411	34:46.210
15	2	2:43.550	1:04.586	1:04.123	34.841	37:29.760
16	2	1:58.803	35.988	48.209	34.606	39:28.563
17	2	2:26.010	35.392	1:05.635	44.983	41:54.573
18	2	1:53.229	32.852	46.543	33.834	43:47.802
19	2	1:52.912	33.262	45.948	33.702	45:40.714
20	2	1:52.633	32.142	46.016	33.475	47:33.347

223		Lola T292 1973		P-2L		
		1. Floris FICK				
1	1	2:16.473	43.986	53.561	38.926	2:16.473
2	1	3:09.144	59.190	1:23.515	46.439	5:25.617
3	1	2:53.700	55.152	1:14.386	44.162	8:19.317
4	1	2:10.334	36.953	51.267	42.114	10:29.651

231		TOJ SC 206 1977		P-2L		
		1. Frank MOREL				
1	1	2:07.002	35.679	46.020	45.303	2:07.002
2	1	3:11.540	1:01.628	1:21.813	48.099	5:18.542
3	1	2:58.010	55.073	1:14.376	48.561	8:16.552
4	1	2:02.664	33.772	45.910	42.982	10:19.216
5	1	3:04.501	1:02.733	1:16.419	45.349	13:23.717
6	1	1:52.083	32.802	45.640	33.641	15:15.800
7	1	1:50.492	32.221	45.130	33.141	17:06.292
8	1	1:50.679	31.877	45.706	33.096	18:56.971
9	1	1:49.413	31.793	44.452	33.168	20:46.384
10	1	1:50.848	31.933	45.314	33.601	22:37.232
11	1	1:50.317	31.800	44.740	33.777	24:27.549
12	1	1:50.462	32.498	44.677	33.287	26:18.011
13	1	1:59.631 B	31.599	44.480	43.552	28:17.642
14	1	4:28.648	2:55.185	55.103	38.360	32:46.290
15	1	2:09.856	39.046	51.081	39.729	34:56.146
16	1	2:44.114	1:00.447	1:07.162	36.505	37:40.260
17	1	2:02.825	36.463	50.115	36.247	39:43.085
18	1	2:16.303	36.082	57.167	43.054	41:59.388
19	1	1:55.891	34.875	47.137	33.879	43:55.279
20	1	1:51.481	32.494	45.392	33.595	45:46.760
21	1	1:49.913	32.145	44.571	33.197	47:36.673
22	1	1:50.537	31.812	45.299	33.426	49:27.210
23	1	1:49.263	31.469	44.585	33.209	51:16.473
24	1	1:51.017	32.141	45.494	33.382	53:07.490
25	1	1:51.360	32.036	45.642	33.682	54:58.850
26	1	1:53.027	32.745	46.165	34.117	56:51.877
27	1	1:53.831	33.046	46.463	34.322	58:45.708
28	1	1:55.134	33.251	47.324	34.559	1:00:40.842