

# CLASSIC ENDURANCE RACING 1

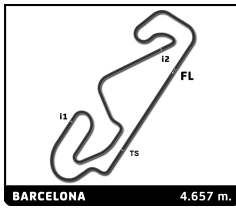
## ESPIRITU DE MONTJUIC

### RACE

#### Sector Analysis

Lap under Red Flag    Invalidated Lap    Personal Best    Session Best    B Crossing the pit lane

Lap	D	Time	Sector 1	Sector 2	Sector 3	T. Spd	Elapsed	Lap	D	Time	Sector 1	Sector 2	Sector 3	T. Spd	Elapsed							
25	2	2:02.093	33.838	50.391	37.864	260.2	54:11.976	16	1	2:08.121	36.909	51.950	39.262	233.8	40:34.497							
26	2	2:03.397	34.195	48.667	40.535	252.3	56:15.373	17	1	2:07.280	37.375	51.352	38.553	232.3	42:41.777							
27	2	2:16.092	36.493	55.159	44.440	246.0	58:31.465	18	1	2:05.764	36.756	50.787	38.221	241.6	44:47.541							
28	2	2:27.668	41.455	1:00.189	46.024	227.8	1:00:59.133	19	1	2:04.338	36.585	<b>49.796</b>	37.957	242.2	46:51.879							
<b>15</b> Chevron B19 1971 1. John EMBERSON P-2L 2. Nigel GREENSALL								20								1	2:05.862	36.226	51.326	38.310	243.2	48:57.741
1	1	2:23.936	43.808	57.432	42.696		2:23.936	21	1	<b>2:03.782</b>	36.288	50.000	<b>37.494</b>	233.8	51:01.523							
2	1	2:16.295	39.175	56.778	40.342	232.8	4:40.231	22	1	2:09.000	<b>36.210</b>	52.253	40.537	242.7	53:10.523							
3	1	2:14.872	39.060	55.455	40.357	233.3	6:55.103	23	1	2:09.308	38.154	52.211	38.943	235.3	55:19.831							
4	1	2:11.792	38.936	54.101	38.755	231.8	9:06.895	24	1	2:16.182	37.911	53.082	45.189	221.8	57:36.013							
5	1	2:11.320	38.092	53.802	39.426	226.9	11:18.215	25	1	2:30.688	42.931	1:01.455	46.302	181.2	1:00:06.701							
6	1	2:09.047	38.083	52.927	38.037	226.9	13:27.262	26	1	2:34.478	44.208	1:01.954	48.316	188.8	1:02:41.179							
7	1	2:08.008	37.620	52.390	37.998	231.3	15:35.270	<b>17</b> Chevron B8 1969 1. Benjamin HATTON P-2L														
8	1	2:09.778	37.801	53.177	38.800	234.3	17:45.048	1	1	2:22.373	43.046	56.927	42.400		2:22.373							
9	1	2:08.496	37.473	52.906	38.117	232.8	19:53.544	2	1	2:17.209	39.680	56.217	41.312	216.0	4:39.582							
10	1	2:06.847	37.229	52.310	37.308	233.8	22:00.391	3	1	2:18.891	40.276	56.491	42.124	224.5	6:58.473							
11	1	2:07.133	37.498	51.971	37.664	234.3	24:07.524	4	1	2:16.626	40.227	56.016	40.383	216.0	9:15.099							
12	1	2:06.880	37.449	51.679	37.752	232.8	26:14.404	5	1	2:14.111	38.486	55.112	40.513	226.4	11:29.210							
13	1	2:06.944	36.791	51.052	39.101	234.8	28:21.348	6	1	2:13.587	38.402	54.599	40.586	224.5	13:42.797							
14	1	2:18.130	<b>B</b> 37.503	51.179	49.448	231.8	30:39.478	7	1	2:12.567	38.216	53.271	41.080	225.0	15:55.364							
15	2	4:29.393	3:07.231	47.544	34.618	146.1	35:08.871	8	1	2:13.000	38.598	53.530	40.872	224.5	18:08.364							
16	2	1:54.864	33.151	47.745	33.968	238.4	37:03.735	9	1	2:14.382	39.156	54.024	41.202	212.6	20:22.746							
17	2	1:52.085	32.914	46.187	32.984	238.4	38:55.820	10	1	2:11.227	38.721	52.567	39.939	217.3	22:33.973							
18	2	1:52.524	33.201	45.523	33.800	242.7	40:48.344	11	1	2:09.835	37.764	52.710	39.361	229.3	24:43.808							
19	2	1:51.950	32.555	45.254	34.141	236.8	42:40.294	12	1	2:17.900	<b>B</b> 37.750	51.354	48.796	226.9	27:01.708							
20	2	1:54.371	<b>32.265</b>	49.170	32.936	240.0	44:34.665	13	1	6:23.278	4:53.520	51.866	37.892	155.2	33:24.986							
21	2	1:50.038	32.462	45.166	<b>32.410</b>	241.6	46:24.703	14	1	2:03.768	36.452	49.619	37.697	222.2	35:28.754							
22	2	<b>1:50.037</b>	32.429	<b>44.744</b>	32.864	243.8	48:14.740	15	1	2:01.430	35.511	49.915	<b>36.004</b>	232.3	37:30.184							
23	2	1:55.468	33.095	45.939	36.434	241.6	50:10.208	16	1	2:00.203	35.559	<b>48.588</b>	36.056	235.3	39:30.387							
24	2	1:54.441	34.619	46.230	33.592	241.1	52:04.649	17	1	2:00.650	34.982	49.112	36.556	233.8	41:31.037							
25	2	1:54.804	32.821	46.581	35.402	236.3	53:59.453	18	1	2:02.238	35.219	51.006	36.013	235.3	43:33.275							
26	2	1:58.906	33.376	47.960	37.570	238.9	55:58.359	19	1	2:02.772	36.261	50.353	36.158	225.0	45:36.047							
27	2	2:11.993	35.529	52.773	43.691	236.3	58:10.352	20	1	2:00.851	35.049	49.359	36.443	233.3	47:36.898							
28	2	2:26.108	40.842	59.661	45.605	197.8	1:00:36.460	21	1	2:02.557	35.421	50.630	36.506	230.8	49:39.455							
<b>16</b> Lola T212 1971 1. Serge KRINKOFF P-2L								22								1	<b>1:59.758</b>	<b>34.951</b>	48.802	36.005	230.3	51:39.213
1	1	2:45.563	50.497	1:07.412	47.654		2:45.563	23	1	2:03.576	35.018	50.889	37.669	233.8	53:42.789							
2	1	2:30.401	45.171	1:00.067	45.163	175.9	5:15.964	24	1	2:03.177	35.530	49.357	38.290	231.8	55:45.966							
3	1	2:28.083	44.267	1:00.555	43.261	194.9	7:44.047	25	1	2:32.261	35.855	55.493	1:00.913	230.3	58:18.227							
4	1	2:22.492	40.730	58.335	43.427	209.7	10:06.539	26	1	2:36.223	45.093	1:03.438	47.692	159.1	1:00:54.450							
5	1	2:21.281	42.308	56.598	42.375	196.7	12:27.820	<b>19</b> Chevron B19 1971 1. Rolf SIGRIST P-2L 2. Davide MAZZOLENI														
6	1	2:25.868	44.179	58.781	42.908	179.7	14:53.688	1	1	2:38.353	<b>B</b> 41.737	<b>56.017</b>	1:00.599		2:38.353							
7	1	2:22.582	42.878	56.916	42.788	197.1	17:16.270	<b>21</b> De Tomaso Pantera Gr. IV 1975 2. Raif KELLENNERS GT1														
8	1	2:25.419	43.303	57.049	45.067	197.4	19:41.689	1	2	2:47.628	54.932	1:06.383	46.313		2:47.628							
9	1	2:25.997	42.808	59.600	43.589	194.9	22:07.686	2	2	2:24.904	43.402	1:00.282	41.220	191.2	5:12.532							
10	1	2:37.668	44.648	1:02.224	50.796	181.2	24:45.354	3	2	2:22.226	39.772	1:03.769	38.685	208.9	7:34.758							
11	1	2:30.982	<b>B</b> 41.400	56.889	52.693	183.1	27:16.336	4	2	2:17.723	40.531	58.294	38.898	220.4	9:52.481							
12	1	4:41.211	3:04.665	56.063	40.483	121.1	31:57.547	5	2	2:10.617	37.761	55.078	37.778	233.3	12:03.098							
13	1	2:10.273	38.810	52.245	39.218	223.1	34:07.820	6	2	2:08.988	37.204	53.805	37.979	230.3	14:12.086							
14	1	2:09.179	37.865	51.903	39.411	217.3	36:16.999															
15	1	2:09.377	37.111	52.361	39.905	225.0	38:26.376															



# CLASSIC ENDURANCE RACING 1

## ESPIRITU DE MONTJUIC

### RACE

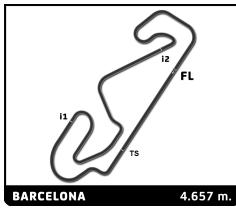
### Sector Analysis

Lap under Red Flag											Invalidated Lap		Personal Best	Session Best	B Crossing the pit lane
Lap	D	Time	Sector 1	Sector 2	Sector 3	T. Spd	Elapsed	Lap	D	Time	Sector 1	Sector 2	Sector 3	T. Spd	Elapsed
7	2	2:09.494	36.654	54.176	38.664	243.2	16:21.580	1	1	2:31.522	48.627	1:00.039	42.856		2:31.522
8	2	2:08.997	37.609	54.277	37.111	236.8	18:30.577	2	1	2:22.123	42.011	58.945	41.167	214.3	4:53.645
9	2	2:06.282	36.311	52.831	37.140	240.5	20:36.859	3	1	2:17.679	40.117	56.381	41.181	219.1	7:11.324
10	2	2:11.343	37.650	54.376	39.317	241.6	22:48.202	4	1	2:17.098	40.256	56.171	40.671	216.4	9:28.422
11	2	2:05.946	36.069	52.436	37.441	242.2	24:54.148	5	1	2:16.682	41.252	56.038	39.392	216.9	11:45.104
12	2	2:16.867 <b>B</b>	36.378	51.820	48.669	245.5	27:11.015	6	1	2:13.780	39.575	54.899	39.306	217.3	13:58.884
13	2	4:52.436	3:21.435	53.078	37.923	131.5	32:03.451	7	1	2:15.455	39.894	55.120	40.441	217.3	16:14.339
14	2	2:04.413	35.622	51.070	37.721	248.3	34:07.864	8	1	2:12.568	39.632	54.151	38.785	216.0	18:26.907
15	2	2:02.093	35.179	50.042	36.872	248.8	36:09.957	9	1	2:10.767	38.741	53.031	38.995	218.6	20:37.674
16	2	2:01.983	35.174	49.952	36.857	248.8	38:11.940	10	1	2:12.515	<b>37.761</b>	54.245	40.509	224.1	22:50.189
17	2	<b>2:01.445</b>	<b>35.031</b>	49.797	<b>36.617</b>	242.7	40:13.385	11	1	2:14.140	39.607	55.179	39.354	218.6	25:04.329
18	2	2:02.807	36.398	49.314	37.095	223.1	42:16.192	12	1	2:13.353	38.337	55.147	39.869	216.0	27:17.682
19	2	2:04.043	35.697	51.216	37.130	236.8	44:20.235	13	1	2:23.012 <b>B</b>	39.838	53.896	49.278	197.4	29:40.694
20	2	2:02.161	35.216	49.529	37.416	250.0	46:22.396	14	2	4:49.740	3:06.359	1:00.574	42.807	98.5	34:30.434
21	2	2:01.826	35.371	<b>49.250</b>	37.205	248.8	48:24.222	15	2	2:20.252	40.982	57.421	41.849	203.4	36:50.686
22	2	2:02.484	35.475	49.632	37.377	245.5	50:26.706	16	2	2:15.409	39.548	55.468	40.393	216.4	39:06.095
23	2	2:07.022	35.571	52.431	39.020	246.0	52:33.728	17	2	2:12.291	38.573	54.261	39.457	217.3	41:18.386
24	2	2:08.516	37.207	52.355	38.954	216.9	54:42.244	18	2	2:13.064	39.286	54.697	39.081	207.7	43:31.450
25	2	2:15.863	37.320	53.011	45.532	229.8	56:58.107	19	2	2:14.032	40.689	54.360	38.983	215.6	45:45.482
26	2	2:33.792	42.601	1:03.229	47.962	185.9	59:31.899	20	2	2:11.593	38.709	54.004	38.880	218.6	47:57.075
27	2	2:46.579	48.640	1:05.797	52.142	151.0	1:02:18.478	21	2	<b>2:09.772</b>	38.239	<b>52.932</b>	<b>38.601</b>	217.3	50:06.847
<b>22</b> Lola T70 Mk.3B 1969 1. Philippe SCEMAMA P+2L															
1	1	2:34.214	41.472	55.877	56.865		2:34.214	1	1	2:25.931	47.142	57.961	40.828		2:25.931
2	1	2:14.770	39.711	54.996	40.063	224.1	4:48.984	2	1	2:16.800	42.664	54.485	39.651	207.3	4:42.731
3	1	2:12.689	38.816	54.991	38.882	232.3	7:01.673	3	1	2:15.525	38.413	55.704	41.408	220.9	6:58.256
4	1	2:09.887	37.648	53.935	38.304	228.8	9:11.560	4	1	2:13.064	39.908	54.145	39.011	213.9	9:11.320
5	1	2:10.262	37.266	53.633	39.363	245.5	11:21.822	5	1	2:11.339	38.100	53.709	39.530	219.1	11:22.659
6	1	2:10.391	37.439	53.491	39.461	233.3	13:32.213	6	1	2:11.146	37.547	54.110	39.489	221.8	13:33.805
7	1	2:08.320	37.398	52.272	38.650	238.9	15:40.533	7	1	2:13.248	38.766	55.110	39.372	221.3	15:47.053
8	1	2:11.570	37.631	54.492	39.447	241.6	17:52.103	8	1	2:10.509	38.998	52.013	39.498	225.0	17:57.562
9	1	2:10.058	38.034	53.395	38.629	238.9	20:02.161	9	1	2:07.203	38.029	51.986	37.188	219.1	20:04.765
10	1	2:10.386	38.361	53.047	38.978	247.1	22:12.547	10	1	2:06.346	36.886	51.844	37.616	227.4	22:11.111
11	1	2:10.670	38.455	52.529	39.686	233.3	24:23.217	11	1	2:06.403	38.526	50.739	37.138	225.5	24:17.514
12	1	2:09.694	37.640	52.765	39.289	245.5	26:32.911	12	1	2:03.402	36.701	<b>49.773</b>	<b>36.928</b>	225.0	26:20.916
13	1	2:16.158 <b>B</b>	37.324	51.020	47.814	239.5	28:49.069	13	1	2:03.916	36.702	50.119	37.095	223.1	28:24.832
14	1	7:14.153	5:43.758	52.976	37.419	135.7	36:03.222	14	1	2:06.045	37.874	50.458	37.713	226.9	30:30.877
15	1	2:01.077	36.126	48.773	36.178	215.6	38:04.299	15	1	2:20.311 <b>B</b>	36.701	51.106	52.504	224.5	32:51.188
16	1	1:58.267	35.298	47.835	35.134	245.5	40:02.566	16	2	6:47.237	5:17.842	51.959	37.436	134.8	39:38.425
17	1	1:59.413	34.868	48.502	36.043	254.7	42:01.979	17	2	2:04.628	36.980	50.484	37.164	226.4	41:43.053
18	1	1:56.344	33.903	47.699	<b>34.742</b>	259.0	43:58.323	18	2	<b>2:03.306</b>	<b>36.200</b>	50.064	37.042	226.4	43:46.359
19	1	1:58.978	34.618	47.403	36.957	260.9	45:57.301	19	2	2:08.442	36.697	52.335	39.410	225.9	45:54.801
20	1	1:59.315	34.302	48.874	36.139	260.9	47:56.616	20	2	2:07.156	36.745	52.024	38.387	227.4	48:01.957
21	1	1:57.633	34.140	48.375	35.118	257.8	49:54.249	21	2	2:05.034	36.475	50.634	37.925	226.4	50:06.991
22	1	<b>1:56.011</b>	<b>33.687</b>	<b>47.286</b>	35.038	261.5	51:50.260	22	2	2:04.006	36.452	50.388	37.166	227.4	52:10.997
23	1	2:03.197	34.291	49.627	39.279	257.1	53:53.457	23	2	2:06.309	36.599	51.411	38.299	227.4	54:17.306
24	1	2:06.276	35.793	50.654	39.829	246.0	55:59.733	24	2	2:11.093	37.055	51.062	42.976	225.0	56:28.399
25	1	2:18.665	37.709	54.836	46.120	208.1	58:18.398								
26	1	2:36.171	45.646	1:03.440	47.085	174.2	1:00:54.569								
<b>24</b> Chevron B16 1971 1. François BOURDIN P-2L 2. Charles BOURDIN															









# CLASSIC ENDURANCE RACING 1

## ESPIRITU DE MONTJUÏC

### RACE

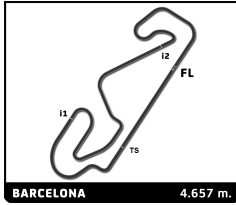
#### Sector Analysis

Lap under Red Flag											Invalidated Lap	Personal Best	Session Best	B Crossing the pit lane		
Lap	D	Time	Sector 1	Sector 2	Sector 3	T. Spd	Elapsed	Lap	D	Time	Sector 1	Sector 2	Sector 3	T. Spd	Elapsed	
<b>61</b>		Lola T70 Mk.3B 1970 1.Jim NORMAN P+2L														
23	1	2:44.670	48.441	1:06.436	49.793	165.1	1:00:54.233	20	1	2:07.470	37.150	51.519	38.801	224.5	46:58.878	
21	1	<b>2:07.218</b>	<b>36.474</b>	52.183	<b>38.561</b>	230.8	49:06.096	22	1	2:07.505	36.938	51.685	38.882	224.5	51:13.601	
23	1	2:09.320	36.989	52.842	39.489	226.9	53:22.921	24	1	2:08.282	37.399	<b>51.495</b>	39.388	224.5	55:31.203	
25	1	2:20.757	38.621	55.773	46.363	226.4	57:51.960	26	1	2:33.695	44.092	1:02.525	47.078	191.8	1:00:25.655	
27	1	2:32.004	42.532	1:02.419	47.053	210.9	1:00:51.435									
<b>64</b>		Ferrari 365 GTB/4 Competizione 1971 1.Paolo CAVALIERI GT1														
1	1	2:56.240	58.289	1:08.203	49.748		2:56.240	2	1	2:35.224	46.017	1:02.994	46.213	182.4	5:31.464	
3	1	2:31.485	43.563	1:01.886	46.036	198.9	8:02.949	4	1	2:30.199	42.780	1:01.373	46.046	198.9	10:33.148	
5	1	2:29.221	43.429	1:00.468	45.324	185.9	13:02.369	6	1	2:26.737	42.175	1:00.236	44.326	203.4	15:29.106	
7	1	2:28.945	43.761	1:00.472	44.712	190.8	17:58.051	8	1	2:27.250	42.214	59.969	45.067	203.4	20:25.301	
9	1	2:23.138	41.348	58.630	43.160	213.0	22:48.439	10	1	2:22.619	41.207	58.963	42.449	213.9	25:11.058	
11	1	2:22.115	40.418	57.178	44.519	210.1	27:33.173	12	1	2:19.853	40.565	57.395	41.893	206.5	29:53.026	
13	1	2:29.926	<b>B</b>	40.921	54.990	54.015	32:22.952	14	1	4:37.951	3:02.036	55.489	40.426	135.3	37:00.903	
15	1	<b>2:12.589</b>	38.544	54.018	<b>40.027</b>	235.3	39:13.492	16	1	2:13.498	39.317	53.696	40.485	224.5	41:26.990	
17	1	2:14.565	38.609	55.511	40.445	230.8	43:41.555	18	1	2:14.674	40.017	53.626	41.031	225.5	45:56.229	
19	1	2:12.777	38.659	53.484	40.634	215.1	48:09.006	20	1	2:12.935	38.770	<b>53.011</b>	41.154	213.4	50:21.941	
21	1	2:15.374	<b>38.219</b>	55.265	41.890	213.4	52:37.315	22	1	2:18.084	39.754	54.848	43.482	198.2	54:55.399	
23	1	2:24.506	39.219	55.437	49.850	206.9	57:19.905	24	1	2:45.744	47.537	1:06.550	51.657	159.3	1:00:05.649	
25	1	2:56.976	50.582	1:10.669	55.725	156.7	1:03:02.625									
<b>63</b>		Chevron B8 1968 1.Rory JACK P-2L														
1	1	2:24.145	44.323	57.932	41.890		2:24.145	2	1	2:15.844	39.303	55.997	40.544	226.9	4:39.989	
3	1	2:16.300	40.281	55.658	40.361	226.4	6:56.289	4	1	2:13.262	38.535	54.603	40.124	224.1	9:09.551	
5	1	2:11.114	38.143	54.165	38.806	225.0	11:20.665	6	1	2:12.033	38.059	54.201	39.773	224.1	13:32.698	
7	1	2:11.953	38.054	54.657	39.242	228.8	15:44.651	8	1	2:17.083	41.457	55.141	40.485	222.7	18:01.734	
9	1	2:16.408	39.423	57.160	39.825	226.4	20:18.142	10	1	2:13.311	38.224	55.198	39.889	222.7	22:31.453	
11	1	2:12.908	38.969	54.046	39.893	225.9	24:44.361	12	1	2:10.912	38.147	52.941	39.824	227.4	26:55.273	
13	1	2:12.334	38.350	54.106	39.878	220.9	29:07.607	14	1	2:23.621	<b>B</b>	38.574	54.224	50.823	220.9	31:31.228
15	1	4:38.905	3:03.025	55.047	40.833	143.4	36:10.133	16	1	2:12.718	39.069	53.673	39.976	225.9	38:22.851	
17	1	2:10.421	37.884	52.989	39.548	225.0	40:33.272	18	1	2:09.531	37.806	52.251	39.474	224.1	42:42.803	
19	1	2:08.605	37.451	52.391	38.763	226.9	44:51.408									
<b>71</b>		Porsche 911 Carrera RS 3.0 1975 1.Annette ROLNER 2.Pierre-Alain THIBAUT GT1														
1	2	2:39.285	50.006	1:03.778	45.501		2:39.285	2	2	2:24.543	41.788	59.528	43.227	222.7	5:03.828	
3	2	2:18.485	40.295	55.923	42.267	226.4	7:22.313	4	2	2:15.582	39.238	55.337	41.007	225.9	9:37.895	
5	2	2:17.765	39.600	56.531	41.634	226.9	11:55.660	6	2	2:17.630	39.435	55.773	42.422	222.2	14:13.290	
7	2	2:15.185	39.173	55.096	40.916	226.9	16:28.475	8	2	2:13.039	39.104	54.197	39.738	225.9	18:41.514	
9	2	2:13.850	38.649	54.645	40.556	226.9	20:55.364	10	2	<b>2:12.463</b>	39.558	<b>53.472</b>	<b>39.433</b>	225.9	23:07.827	
11	2	<del>2:11.548</del>	<b>38.017</b>	53.751	<del>39.780</del>	230.3	25:19.375	12	2	2:12.568	38.781	53.657	40.130	226.9	27:31.943	
13	2	2:28.665	<b>B</b>	39.296	53.685	55.684	30:00.608	14	1	6:09.488	4:28.061	57.108	44.319	125.3	36:10.096	
15	1	2:21.501	41.980	56.844	42.677	200.4	38:31.597									









# CLASSIC ENDURANCE RACING 1

## ESPIRITU DE MONTJUÏC RACE

### Sector Analysis

■ Lap under Red Flag  
 ■ Invalidated Lap  
 ■ Personal Best  
 ■ Session Best  
 B Crossing the pit lane

Lap	D	Time	Sector 1	Sector 2	Sector 3	T. Spd	Elapsed	Lap	D	Time	Sector 1	Sector 2	Sector 3	T. Spd	Elapsed
4	1	2:29.073	43.210	1:00.948	44.915	212.6	10:28.270								
5	1	2:28.458	43.298	1:01.024	44.136	222.2	12:56.728								
6	1	2:24.951	42.829	59.822	42.300	224.5	15:21.679								
7	1	2:24.452	42.392	59.424	42.636	216.9	17:46.131								
8	1	2:25.775	41.366	1:01.274	43.135	229.8	20:11.906								
9	1	2:23.454	41.536	59.274	42.644	221.8	22:35.360								
10	1	2:16.928	40.625	55.376	40.927	226.4	24:52.288								
11	1	2:28.349 <b>B</b>	39.841	54.475	54.033	229.3	27:20.637								
12	1	4:39.569	3:04.020	55.189	40.360	139.4	32:00.206								
13	1	2:11.794	38.392	54.063	39.339	230.8	34:12.000								
14	1	2:09.410	38.330	52.765	<b>38.315</b>	233.8	36:21.410								
15	1	2:08.725	<b>37.128</b>	52.472	39.125	235.8	38:30.135								
16	1	<b>2:08.259</b>	37.645	<b>51.998</b>	38.616	232.8	40:38.394								