

# THE GENTLEMEN CHALLENGE 1

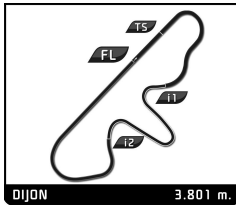
## GRAND PRIX DE L'AGE D'OR

### RACE 1

#### Sector Analysis

■ Personal Best 
 ■ Session Best 
 ■ Crossing the finish line in pit lane

Lap	D	Time	Sector 1	Sector 2	Sector 3	T. Spd	Elapsed	Lap	D	Time	Sector 1	Sector 2	Sector 3	T. Spd	Elapsed		
<b>7</b>		Ferrari 250 GT SWB 1960															
		1.Vincent GAYE															
1	1	4:02.582	1:27.475	1:14.086	1:21.021		4:02.582	7	1	2:04.442	36.276	45.518	42.648	144.8	16:30.076		
2	1	2:10.822	38.831	47.272	44.719	125.0	6:13.404	8	1	2:06.063	36.566	45.805	43.692	163.1	18:36.139		
3	1	2:06.859	37.939	45.216	43.704	138.1	8:20.263	9	1	4:23.513 <b>B</b>	37.176	45.089	3:01.248	147.1	22:59.652		
4	1	2:05.468	37.102	44.754	43.612	141.5	10:25.731	10	1	2:12.029	44.709	44.895	42.425	115.9	25:11.681		
5	1	2:05.524	37.030	44.773	43.721	139.2	12:31.255	11	1	2:04.020	36.505	45.458	42.057	142.7	27:15.701		
6	1	2:04.725	37.131	44.751	42.843	149.2	14:35.980	12	1	2:03.062	36.650	44.629	41.783	137.2	29:18.763		
7	1	2:04.503	37.040	44.676	42.787	145.9	16:40.483	13	1	2:04.008	36.826	45.728	41.454	146.9	31:22.771		
8	1	2:04.045	36.750	44.796	42.499	148.8	18:44.528	14	1	2:03.049	36.573	44.321	42.155	149.4	33:25.820		
9	1	<b>2:03.903</b>	<b>36.455</b>	<b>44.652</b>	42.796	153.2	20:48.431	15	1	2:03.324	37.185	44.295	41.844	142.9	35:29.144		
10	1	4:31.117 <b>B</b>	36.682	45.109	3:09.326	146.3	25:19.548	16	1	2:04.405	37.250	45.169	41.986	147.7	37:33.549		
11	1	2:11.785	44.049	45.212	42.524	113.4	27:31.333	17	1	<b>2:02.008</b>	36.978	<b>44.084</b>	<b>40.946</b>	141.5	39:35.557		
12	1	2:04.681	36.932	45.348	42.401	161.9	29:36.014	18	1	2:03.130	36.653	44.233	42.244	142.7	41:38.687		
13	1	2:05.557	37.382	45.609	42.566	149.8	31:41.571	19	1	2:05.497	39.444	44.770	41.283	120.1	43:44.184		
14	1	2:05.735	37.251	45.810	42.674	151.3	33:47.306	20	1	2:03.666	37.168	44.425	42.073	142.7	45:47.850		
15	1	2:05.444	37.300	45.344	42.800	144.2	35:52.750	21	1	2:05.439	36.898	46.521	42.020	141.5	47:53.289		
16	1	2:06.111	37.683	45.943	42.485	151.7	37:58.861										
17	1	2:06.664	37.928	45.836	42.900	149.8	40:05.525										
18	1	2:05.930	38.026	45.315	42.589	142.3	42:11.455										
19	1	2:05.299	37.926	45.274	<b>42.099</b>	145.7	44:16.754										
20	1	2:07.270	38.097	46.522	42.651	150.4	46:24.024										
21	1	2:05.450	37.330	45.336	42.784	152.8	48:29.474										
<b>11</b>		Cooper T38 1955															
		1.Frederic WAKEMAN															
		2.Patrick BLAKENEY-EDWAR															
1	1	4:00.530	1:22.464	1:13.854	1:24.212		4:00.530	20	1	2:09.944	<b>37.824</b>	46.746	45.374	153.4	33:10.141		
2	1	2:06.912	39.367	45.898	41.647	136.7	6:07.442	14	1	2:13.157	39.441	48.296	45.420	127.5	35:23.298		
3	1	2:04.068	36.823	45.488	41.757	135.5	8:11.510	15	1	2:11.559	39.039	47.772	44.748	137.9	37:34.857		
4	1	2:02.751	36.087	45.137	41.527	145.6	10:14.261	16	1	2:10.694	38.104	47.010	45.580	146.1	39:45.551		
5	1	2:01.181	35.555	44.485	41.141	151.3	12:15.442	17	1	2:12.228	38.634	48.337	45.257	147.1	41:57.779		
6	1	2:00.337	35.761	44.287	40.289	145.0	14:15.779	18	1	2:11.002	40.042	46.724	<b>44.236</b>	127.8	44:08.781		
7	1	2:01.458	35.774	44.461	41.223	154.7	16:17.237	19	1	2:11.684	40.541	46.538	44.605	137.1	46:20.465		
8	1	2:01.505	35.401	45.464	40.640	159.3	18:18.742	20	1	2:10.009	38.410	46.450	45.149	142.3	48:30.474		
9	1	2:00.907	35.908	44.549	40.450	145.0	20:19.649										
10	1	2:02.217	36.021	45.431	40.765	145.7	22:21.866										
11	1	4:22.502 <b>B</b>	35.933	44.472	3:02.097	146.9	26:44.368										
12	2	2:06.053	41.304	43.933	40.816	124.1	28:50.421										
13	2	2:03.368	35.739	45.651	41.978	149.4	30:53.789										
14	2	2:01.093	35.436	44.849	40.808	148.4	32:54.882										
15	2	1:59.351	34.824	43.973	40.554	155.4	34:54.233										
16	2	<b>1:57.450</b>	34.395	43.599	<b>39.456</b>	152.5	36:51.683										
17	2	1:58.720	34.725	43.846	40.149	152.5	38:50.403										
18	2	1:58.076	<b>34.374</b>	<b>43.344</b>	40.358	152.5	40:48.479										
19	2	1:58.717	34.904	43.764	40.049	155.2	42:47.196										
20	2	1:58.398	34.749	43.790	39.859	157.7	44:45.594										
21	2	2:00.163	36.099	43.708	40.356	141.9	46:45.757										
<b>17</b>		Lister Knobbly Chevrolet 1958															
		1.Luc-Pierre YERQUIN															
1	1	3:59.561	1:20.305	1:14.134	1:25.122		3:59.561	1	1	4:00.020	1:21.410	1:13.493	1:25.117		4:00.020		
2	1	2:07.743	39.061	45.431	43.251	140.4	6:07.304	2	1	2:13.080	39.342	48.669	45.069	135.5	6:13.100		
3	1	2:05.875	37.509	45.603	42.763	143.4	8:13.179	3	1	2:08.537	37.338	47.101	44.098	150.6	8:21.637		
4	1	2:05.204	35.915	45.661	43.628	151.9	10:18.383	4	1	2:08.638	38.400	47.358	42.880	131.5	10:30.275		
5	1	2:03.577	<b>35.865</b>	44.370	43.342	157.7	12:21.960	5	1	2:07.730	37.499	46.797	43.434	149.4	12:38.005		
6	1	2:03.674	36.172	44.990	42.512	152.1	14:25.634	6	1	2:12.008	38.613	48.738	44.657	141.5	14:50.013		
								7	1	2:09.423	38.836	47.446	43.141	127.7	16:59.436		
								8	1	2:09.810	38.227	46.662	44.921	147.1	19:09.246		
								9	1	4:39.752 <b>B</b>	38.337	47.390	3:14.025	139.0	23:48.998		
								10	1	2:12.890	43.889	45.924	43.077	115.3	26:01.888		
								11	1	2:08.694	37.893	47.081	43.720	148.6	28:10.582		
								12	1	2:11.040	39.134	46.938	44.968	137.6	30:21.622		
								13	1	2:08.863	38.817	46.488	43.558	135.2	32:30.485		
								14	1	2:07.575	38.588	45.802	43.185	141.4	34:38.060		
								15	1	2:10.009	39.888	46.966	43.155	130.0	36:48.069		
								16	1	2:07.083	38.353	46.801	<b>41.929</b>	143.4	38:55.152		



THE GENTLEMEN CHALLENGE 1  
GRAND PRIX DE L'AGE D'OR  
RACE 1

Sector Analysis

Personal Best Session Best B Crossing the finish line in pit lane

Lap	D	Time	Sector 1	Sector 2	Sector 3	T. Spd	Elapsed	Lap	D	Time	Sector 1	Sector 2	Sector 3	T. Spd	Elapsed
17	1	2:03.715	36.073	45.488	42.154	155.8	40:58.867	6	1	2:09.858	37.078	46.761	46.019	149.0	15:14.528
18	1	2:08.124	36.381	46.502	45.241	146.5	43:06.991	7	1	2:14.299	39.064	47.889	47.346	138.1	17:28.827
19	1	2:09.834	40.432	47.124	42.278	137.4	45:16.825	8	1	2:11.315	38.604	46.243	46.468	130.0	19:40.142
20	1	2:06.941	38.376	45.835	42.730	133.5	47:23.766	9	1	2:10.712	36.958	47.051	46.703	141.0	21:50.854

**29** Lotus XV 1959  
1. Jonathan MOWLEM  
2. Bonamy GRIMES

Lap	D	Time	Sector 1	Sector 2	Sector 3	T. Spd	Elapsed
1	1	3:58.888	1:18.739	1:14.460	1:25.689		3:58.888
2	1	2:03.494	36.293	45.046	42.155	162.7	6:02.382
3	1	2:01.601	35.510	44.500	41.591	154.5	8:03.983
4	1	2:00.375	34.926	43.870	41.579	164.1	10:04.358
5	1	1:59.562	34.728	43.860	40.974	163.4	12:03.920
6	1	2:00.269	34.965	44.120	41.184	157.7	14:04.189
7	1	2:01.111	35.367	43.805	41.939	161.4	16:05.300
8	1	1:59.570	35.172	43.609	40.789	154.1	18:04.870
9	1	2:00.240	34.977	43.880	41.383	159.5	20:05.110
10	1	2:01.242	35.984	44.187	41.071	152.1	22:06.352
11	1	4:30.593 B	35.652	44.542	3:10.399	158.1	26:36.945
12	2	2:11.609	42.563	46.501	42.545	118.6	28:48.554
13	2	2:06.185	37.252	46.634	42.299	157.7	30:54.739
14	2	2:02.328	35.435	45.682	41.211	153.0	32:57.067
15	2	2:11.808	43.340	45.386	43.082	174.5	35:08.875
16	2	2:06.457	39.920	45.357	41.180	171.4	37:15.332
17	2	2:01.746	36.117	45.665	39.964	157.9	39:17.078
18	2	2:01.187	35.878	44.905	40.404	163.1	41:18.265
19	2	1:59.975	34.933	44.933	40.109	167.7	43:18.240
20	2	2:12.394	40.957	47.406	44.031	162.9	45:30.634
21	2	2:04.045	37.319	46.438	40.288	147.3	47:34.679

**30** Porsche 356 (pré-A) 1500 S Coupé 1954  
1. Gilles COURAUDON  
2. Maxime GRANSART

Lap	D	Time	Sector 1	Sector 2	Sector 3	T. Spd	Elapsed
1	1	4:15.040	1:40.777	1:12.434	1:21.829		4:15.040
2	1	2:20.494	41.049	50.329	49.116	128.3	6:35.534
3	1	2:15.874	38.732	48.492	48.650	139.9	8:51.408
4	1	2:15.300	38.634	48.924	47.742	144.6	11:06.708
5	1	2:14.091	38.380	47.840	47.871	142.5	13:20.799
6	1	2:13.577	38.703	47.713	47.161	145.0	15:34.376
7	1	2:14.164	38.204	48.663	47.297	151.7	17:48.540
8	1	2:15.757	39.298	49.092	47.367	141.2	20:04.297
9	1	2:16.356	40.053	48.568	47.735	142.5	22:20.653
10	1	4:51.735 B	39.788	48.432	3:23.515	125.6	27:12.388
11	2	2:40.028	49.587	56.045	54.396	100.1	29:52.416
12	2	2:27.432	42.755	53.176	51.501	123.9	32:19.848
13	2	2:23.191	42.266	51.673	49.252	148.1	34:43.039
14	2	3:23.322 B	41.422	53.882	1:48.018	117.6	38:06.361
15	2	2:36.352	49.854	54.373	52.125	94.2	40:42.713
16	2	2:25.721	42.749	52.532	50.440	121.9	43:08.434
17	2	2:24.995	41.510	52.256	51.229	122.3	45:33.429
18	2	2:25.138	43.013	51.422	50.703	125.4	47:58.567

**40** Porsche 356 (B) S 75 Hardtop-Coupé TS 1961  
1. Marc JULLY  
2. Agathe JULLY

Lap	D	Time	Sector 1	Sector 2	Sector 3	T. Spd	Elapsed
1	1	4:15.093	1:39.789	1:12.185	1:23.119		4:15.093
2	1	2:14.551	39.483	47.134	47.934	130.8	6:29.644
3	1	2:12.264	38.532	46.975	46.757	135.3	8:41.908
4	1	2:11.070	38.484	46.203	46.383	138.1	10:52.978
5	1	2:11.692	38.194	47.533	45.965	142.9	13:04.670

**44** Allard J2 1951  
1. Michel GROSFILIER

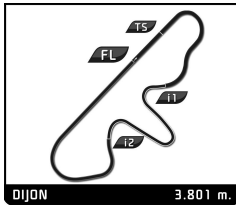
Lap	D	Time	Sector 1	Sector 2	Sector 3	T. Spd	Elapsed
6	1	2:09.858	37.078	46.761	46.019	149.0	15:14.528
7	1	2:14.299	39.064	47.889	47.346	138.1	17:28.827
8	1	2:11.315	38.604	46.243	46.468	130.0	19:40.142
9	1	2:10.712	36.958	47.051	46.703	141.0	21:50.854
10	1	2:13.114	37.908	47.558	47.648	137.9	24:03.968
11	1	5:45.401 B	36.958	45.780	4:22.663	143.0	29:49.369
12	2	2:51.060	56.017	57.759	57.284	77.3	32:40.429
13	2	2:42.271	45.434	56.272	1:00.565	108.3	35:22.700
14	2	2:37.324	46.608	55.125	55.591	114.5	38:00.024
15	2	2:33.944	44.259	54.754	54.931	124.6	40:33.968
16	2	2:31.643	42.913	55.109	53.621	128.6	43:05.611
17	2	2:35.351	43.499	55.414	56.438	127.4	45:40.962
18	2	2:28.228	42.563	52.987	52.678	125.4	48:09.190

**44** Allard J2 1951  
1. Michel GROSFILIER

Lap	D	Time	Sector 1	Sector 2	Sector 3	T. Spd	Elapsed
1	1	4:04.794	1:29.182	1:14.527	1:21.085		4:04.794
2	1	2:25.827	45.333	50.452	50.042	101.4	6:30.621
3	1	2:16.097	41.256	49.016	45.825	121.6	8:46.718
4	1	2:16.280	41.373	48.981	45.926	131.4	11:02.998
5	1	2:14.224	39.610	48.654	45.960	141.9	13:17.222
6	1	2:12.437	40.420	47.524	44.493	133.8	15:29.659
7	1	2:13.694	40.213	47.636	45.845	138.6	17:43.353
8	1	2:15.430	40.640	48.813	45.977	145.4	19:58.783
9	1	4:45.331 B	40.283	49.635	3:15.413	140.3	24:44.114
10	1	2:20.226	47.963	47.589	44.674	107.9	27:04.340
11	1	2:12.901	39.293	48.725	44.883	144.0	29:17.241
12	1	2:11.466	39.525	48.732	43.209	147.1	31:28.707
13	1	2:10.209	39.367	47.639	43.203	147.9	33:38.916
14	1	2:10.548	39.239	47.801	43.508	131.4	35:49.464
15	1	2:12.840	40.998	48.675	43.167	132.2	38:02.304
16	1	2:15.459	39.388	52.842	43.229	139.5	40:17.763
17	1	2:10.956	38.752	47.816	44.388	147.7	42:28.719
18	1	2:13.020	40.172	47.601	45.247	129.8	44:41.739
19	1	2:11.086	38.538	48.703	43.845	137.2	46:52.825

**50** Lotus XI 1500 1958  
1. Christian ODIN

Lap	D	Time	Sector 1	Sector 2	Sector 3	T. Spd	Elapsed
1	1	4:02.090	1:25.962	1:13.699	1:22.429		4:02.090
2	1	2:15.909	41.304	49.162	45.443	124.1	6:17.999
3	1	2:15.505	39.993	48.807	46.705	150.2	8:33.504
4	1	2:13.163	39.155	47.964	46.044	131.4	10:46.667
5	1	2:11.267	38.248	47.903	45.116	150.4	12:57.934
6	1	2:11.006	37.868	47.737	45.401	141.0	15:08.940
7	1	2:11.715	37.950	47.912	45.853	149.0	17:20.655
8	1	2:09.435	38.450	46.739	44.246	146.1	19:30.090
9	1	4:57.596 B	36.768	47.561	3:33.267	166.4	24:27.686
10	1	2:20.440	46.341	48.412	45.687	100.8	26:48.126
11	1	2:08.435	36.929	47.445	44.061	156.3	28:56.561
12	1	2:08.053	36.247	47.775	44.031	168.0	31:04.614
13	1	2:08.083	37.091	46.805	44.187	169.3	33:12.697
14	1	2:11.738	38.551	48.125	45.062	149.8	35:24.435
15	1	2:11.210	38.680	48.316	44.214	137.2	37:35.645
16	1	2:11.026	38.199	48.336	44.491	140.6	39:46.671
17	1	2:08.043	37.481	47.145	43.417	150.0	41:54.714
18	1	2:09.521	38.854	46.409	44.258	122.9	44:04.235
19	1	2:09.425	36.602	47.459	45.364	170.1	46:13.660

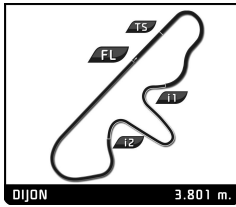


THE GENTLEMEN CHALLENGE 1  
GRAND PRIX DE L'AGE D'OR  
RACE 1

Sector Analysis

Personal Best Session Best B Crossing the finish line in pit lane

Lap	D	Time	Sector 1	Sector 2	Sector 3	T. Spd	Elapsed	Lap	D	Time	Sector 1	Sector 2	Sector 3	T. Spd	Elapsed	
20	1	2:10.772	38.570	46.901	45.301	154.1	48:24.432	9	1	2:37.569	51.678	51.627	54.264	87.8	27:58.919	
<b>77</b>	Cooper T39 1955 1.Christian GODARD 2.Felix GODARD							E	10	1	2:27.011	43.542	50.547	52.922	122.4	30:25.930
1	2	4:00.620	1:23.523	1:13.003	1:24.094		4:00.620	11	1	2:24.284	42.733	50.102	51.449	128.0	32:50.214	
2	2	2:09.320	38.534	45.480	45.306	126.0	6:09.940	12	1	2:25.336	42.815	49.930	52.591	124.1	35:15.550	
3	2	2:08.949	36.054	46.507	46.388	127.1	8:18.889	13	1	2:29.081	44.565	53.722	50.794	130.3	37:44.631	
4	2	2:05.731	35.815	45.051	44.865	143.8	10:24.620	14	1	2:22.051	42.315	48.950	50.786	140.4	40:06.682	
5	2	2:03.983	35.335	44.583	44.065	145.9	12:28.603	15	1	<b>2:20.499</b>	<b>41.317</b>	49.697	<b>49.485</b>	128.1	42:27.181	
6	2	2:05.372	35.471	44.904	44.997	144.0	14:33.975	16	1	2:23.848	43.558	50.144	50.146	131.9	44:51.029	
7	2	2:03.946	35.174	44.342	44.430	151.7	16:37.921	17	1	2:20.895	41.847	<b>48.706</b>	50.342	132.0	47:11.924	
8	2	2:03.734	34.955	44.707	44.072	153.8	18:41.655	<b>94</b>	Jaguar E-Type 3.8 1961 1.Georges VERQUIN							E
9	2	2:04.485	35.654	44.809	44.022	142.7	20:46.140	1	1	4:03.480	1:28.697	1:14.370	1:20.413		4:03.480	
10	2	4:29.994 B	35.188	44.350	3:10.456	143.0	25:16.134	2	1	2:17.031	41.560	48.971	46.500	108.7	6:20.511	
11	2	2:07.832	40.309	44.082	43.441	117.8	27:23.966	3	1	2:16.631	39.714	50.193	46.724	135.2	8:37.142	
12	2	2:05.305	36.230	45.288	43.787	141.0	29:29.271	4	1	2:12.357	38.874	47.480	46.003	129.3	10:49.499	
13	2	2:03.204	35.166	<b>43.892</b>	44.146	150.8	31:32.475	5	1	2:12.428	38.213	48.143	46.072	138.1	13:01.927	
14	2	<b>2:02.958</b>	35.464	44.432	43.062	143.0	33:35.433	6	1	2:10.629	38.218	46.891	45.520	141.5	15:12.556	
15	2	2:03.452	35.848	44.940	<b>42.664</b>	133.7	35:38.885	7	1	2:14.353	40.440	48.029	45.884	127.5	17:26.909	
16	2	2:04.074	<b>34.732</b>	45.559	43.783	156.3	37:42.959	8	1	2:11.112	39.815	46.694	44.603	116.5	19:38.021	
17	2	2:05.129	34.961	44.700	45.468	150.8	39:48.088	9	1	2:11.634	37.903	47.934	45.797	134.2	21:49.655	
18	2	2:05.157	35.655	45.724	43.778	145.7	41:53.245	10	1	4:38.684 B	38.327	47.988	3:12.369	142.5	26:28.339	
19	2	2:05.467	37.781	44.681	43.005	116.5	43:58.712	11	1	2:15.967	43.478	46.283	46.206	120.5	28:44.306	
20	2	2:03.767	35.867	44.870	43.030	144.4	46:02.479	12	1	2:10.485	37.471	47.822	45.192	144.6	30:54.791	
21	2	2:04.071	35.551	44.846	43.674	145.9	48:06.550	13	1	2:12.727	38.156	48.570	46.001	137.9	33:07.518	
<b>85</b>	Lotus Elite 1960 1.Pierre-Emmanuel CHAMP.							E	14	1	2:10.699	38.665	46.358	45.676	131.1	35:18.217
1	1	4:13.497	1:36.240	1:13.107	1:24.150		4:13.497	15	1	2:09.613	39.484	45.988	44.141	132.5	37:27.830	
2	1	2:30.270	45.600	53.290	51.380	111.6	6:43.767	16	1	2:07.190	<b>37.449</b>	45.861	43.880	145.6	39:35.020	
3	1	2:26.352	42.081	53.513	50.758	123.3	9:10.119	17	1	<b>2:07.170</b>	<b>37.850</b>	<b>45.794</b>	43.526	151.9	41:42.190	
4	1	2:24.739	42.037	51.641	51.061	119.1	11:34.858	18	1	2:09.929	40.871	45.856	<b>43.202</b>	126.3	43:52.119	
5	1	2:23.598	42.095	51.588	49.915	120.5	13:58.456	19	1	2:07.701	37.818	46.008	43.875	156.1	45:59.820	
6	1	2:24.562	41.545	52.271	50.746	129.5	16:23.018	20	1	2:10.946	38.126	47.503	45.317	151.9	48:10.766	
7	1	2:22.464	40.847	51.276	50.341	137.6	18:45.482	<b>100</b>	Austin-Healey 100 S 1954 1.Sébastien BERCHON							E
8	1	2:20.502	40.848	<b>50.379</b>	49.275	126.0	21:05.984	1	1	4:01.500	1:25.038	1:13.293	1:23.169		4:01.500	
9	1	5:09.661 B	40.636	50.915	3:38.110	138.1	26:15.645	2	1	2:18.250	41.402	48.106	48.742	124.9	6:19.750	
10	1	2:29.812	48.033	51.214	50.565	95.2	28:45.457	3	1	2:17.703	39.407	49.383	48.913	137.2	8:37.453	
11	1	2:23.999	42.025	52.535	49.439	127.8	31:09.456	4	1	2:14.973	39.489	47.132	48.352	128.9	10:52.426	
12	1	2:23.912	40.914	52.904	50.094	139.7	33:33.368	5	1	2:12.875	<b>38.121</b>	47.477	47.277	147.1	13:05.301	
13	1	2:23.508	42.441	52.061	49.006	118.0	35:56.876	6	1	<b>2:12.457</b>	38.315	<b>46.731</b>	47.411	135.5	15:17.758	
14	1	2:20.322	41.136	51.296	47.890	125.6	38:17.198	7	1	2:15.019	39.868	48.475	<b>46.676</b>	123.4	17:32.777	
15	1	<b>2:20.050</b>	40.449	51.901	<b>47.700</b>	129.5	40:37.248	8	1	4:44.976 B	39.062	47.935	3:17.979	143.8	22:17.753	
16	1	2:21.140	40.689	52.751	47.700	122.4	42:58.388	<b>104</b>	Austin-Healey 100-4 1956 1.François de CHANTERAC							E
17	1	2:34.973	<b>39.593</b>	51.747	1:03.633	140.6	45:33.361	1	1	4:06.371	1:31.113	1:14.008	1:21.250		4:06.371	
18	1	2:38.187	46.583	53.581	58.023	96.0	48:11.548	2	1	2:34.383	45.907	53.613	54.863	105.6	6:40.754	
<b>92</b>	Lister Knobby Chevrolet 1960 1.Wolf ZWEIFLER							E	3	1	2:29.917	43.320	53.134	53.463	120.8	9:10.671
1	1	4:13.085	1:35.304	1:12.709	1:25.072		4:13.085	4	1	2:25.543	43.718	51.606	50.219	115.1	11:36.214	
2	1	2:48.451	51.713	56.343	1:00.395	96.4	7:01.536	5	1	2:23.443	42.129	51.103	50.211	126.2	13:59.657	
3	1	2:39.414	45.801	53.687	59.926	108.3	9:40.950	6	1	2:23.548	42.016	51.421	50.111	133.3	16:23.205	
4	1	2:35.008	45.594	52.175	57.239	106.9	12:15.958	7	1	2:24.137	42.769	51.620	49.748	128.4	18:47.342	
5	1	2:32.914	44.768	52.823	55.323	120.7	14:48.872	8	1	2:22.715	41.954	50.842	49.919	131.7	21:10.057	
6	1	2:35.172	44.699	52.164	58.309	104.7	17:24.044	9	1	2:22.481	41.073	51.223	50.185	139.5	23:32.538	
7	1	2:33.999	45.944	53.473	54.582	113.1	19:58.043	10	1	4:53.526 B	<b>40.722</b>	51.060	3:21.744	137.9	28:26.064	
8	1	5:23.307 B	47.434	51.323	3:44.550	107.6	25:21.350	11	1	2:34.784	48.180	53.413	53.191	102.3	31:00.848	



THE GENTLEMEN CHALLENGE 1  
GRAND PRIX DE L'AGE D'OR  
RACE 1

Sector Analysis

Personal Best Session Best B Crossing the finish line in pit lane

Lap	D	Time	Sector 1	Sector 2	Sector 3	T. Spd	Elapsed	Lap	D	Time	Sector 1	Sector 2	Sector 3	T. Spd	Elapsed
12	1	2:21.651	40.913	50.240	50.498	135.0	33:22.499	10	1	2:21.218	40.551	51.371	49.296	126.3	25:38.436
13	1	2:25.994	43.169	52.552	50.273	138.5	35:48.493	11	1	2:37.026	40.071	1:06.309	50.646	132.0	28:15.462
14	1	2:23.083	43.217	50.887	48.979	133.2	38:11.576	12	1	3:38.274 B	41.595	54.001	2:02.678	119.9	31:53.736
15	1	2:20.897	41.106	50.563	49.228	130.9	40:32.473	13	1	2:35.496	48.904	53.062	53.530	97.6	34:29.232
16	1	2:21.492	42.100	50.503	48.889	132.8	42:53.965	14	1	2:25.492	42.218	52.548	50.726	122.3	36:54.724
17	1	2:21.819	41.771	50.530	49.518	143.0	45:15.784	15	1	2:23.502	40.763	51.673	51.066	128.6	39:18.226
18	1	2:20.875	42.902	49.477	48.496	125.0	47:36.659	16	1	2:22.517	40.547	50.938	51.032	126.8	41:40.743

**126** Triumph TR3 1961  
1. Nicolas CHALANSET E

1	1	4:16.976	1:42.909	1:11.736	1:22.331		4:16.976
2	1	2:47.914	50.105	57.780	1:00.029	100.7	7:04.890
3	1	2:39.762	46.600	55.238	57.924	111.2	9:44.652
4	1	2:44.355	46.728	58.176	59.451	112.5	12:29.007
5	1	2:39.698	46.904	55.908	56.886	110.4	15:08.705
6	1	2:39.672	47.377	55.718	56.577	107.1	17:48.377
7	1	2:35.341	45.211	54.629	55.501	117.0	20:23.718
8	1	2:36.371	45.173	55.174	56.024	117.4	23:00.089
9	1	5:00.513 B	44.334	54.271	3:21.908	121.9	28:00.602
10	1	2:43.084	52.856	53.618	56.610	94.8	30:43.686
11	1	2:36.766	44.577	56.235	55.954	116.9	33:20.452
12	1	2:32.700	44.460	55.428	52.812	124.6	35:53.152
13	1	2:32.236	43.957	54.009	54.270	124.0	38:25.388
14	1	2:33.314	43.725	54.679	54.910	125.7	40:58.702

**127** Triumph TR3S 1959  
1. Robin BUIATTI-HAZE E

1	1	4:15.039	1:39.241	1:12.372	1:23.426		4:15.039
2	1	2:32.568	48.652	53.222	50.694	97.6	6:47.607
3	1	2:24.867	42.370	52.172	50.325	130.3	9:12.474
4	1	2:20.578	40.622	51.357	48.599	139.0	11:33.052
5	1	2:17.429	40.277	49.797	47.355	135.3	13:50.481
6	1	2:18.553	40.014	49.692	48.847	143.2	16:09.034
7	1	2:22.073	40.195	51.424	50.544	147.1	18:31.107
8	1	2:23.108	40.460	52.206	50.442	143.2	20:54.215
9	1	2:21.375	40.157	51.211	50.007	150.2	23:15.590
10	1	5:04.216 B	41.064	51.748	3:31.404	133.0	28:19.806
11	1	2:28.838	47.977	50.891	49.970	112.3	30:48.644
12	1	2:23.050	40.441	52.821	49.788	136.9	33:11.694
13	1	2:19.527	40.436	49.607	49.484	135.2	35:31.221
14	1	2:18.708	39.210	51.478	48.020	148.8	37:49.929
15	1	2:16.026	38.761	50.374	46.891	153.4	40:05.955
16	1	2:18.180	40.020	49.844	48.316	136.2	42:24.135
17	1	2:19.484	39.706	51.298	48.480	146.1	44:43.619
18	1	2:16.151	39.816	48.552	47.783	137.4	46:59.770

**129** Jaguar D-Type 1955  
1. Pierre-Antoine LHOTE E

1	1	4:14.657	1:38.522	1:11.923	1:24.212		4:14.657
2	1	2:32.615	46.362	54.865	51.388	114.3	6:47.272
3	1	2:25.110	41.773	52.576	50.761	133.3	9:12.382
4	1	2:23.765	42.996	52.139	48.630	132.5	11:36.147
5	1	2:19.974	40.152	50.989	48.833	149.4	13:56.121
6	1	2:21.354	39.888	52.229	49.237	154.9	16:17.475
7	1	2:21.115	40.694	51.001	49.420	127.5	18:38.590
8	1	2:22.098	40.712	52.543	48.843	124.0	21:00.688
9	1	2:16.530	38.893	50.318	47.319	145.9	23:17.218

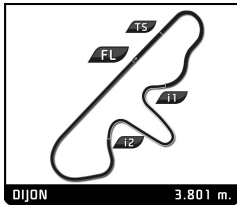
**132** Lister Knobbly Chevrolet 1959  
1. Yvan MAHE E  
2. Guillaume MAHE

1	1	4:02.292	1:26.628	1:13.299	1:22.365		4:02.292
2	1	2:07.741	39.644	44.841	43.256	125.6	6:10.033
3	1	2:04.713	35.536	45.526	43.651	144.2	8:14.746
4	1	2:03.837	35.150	45.145	43.542	155.8	10:18.583
5	1	2:01.378	34.611	43.533	43.234	176.8	12:19.961
6	1	2:01.775	36.146	43.522	42.107	145.0	14:21.736
7	1	2:02.483	36.708	43.307	42.468	146.5	16:24.219
8	1	2:04.056	36.052	44.530	43.474	156.5	18:28.275
9	1	2:05.763	36.567	45.591	43.605	141.2	20:34.038
10	1	4:27.831 B	36.322	44.197	3:07.312	146.1	25:01.869
11	1	2:09.806	43.228	43.782	42.796	119.3	27:11.675
12	1	2:02.144	36.531	43.253	42.360	145.2	29:13.819
13	1	2:01.818	35.989	43.931	41.898	151.0	31:15.637
14	1	2:01.194	35.674	43.380	42.140	157.9	33:16.831
15	1	2:03.703	35.041	46.481	42.181	162.4	35:20.534
16	1	1:57.972	35.709	42.281	39.982	149.8	37:18.506
17	1	1:59.480	34.720	44.486	40.274	158.6	39:17.986
18	1	1:59.436	36.027	43.329	40.080	159.8	41:17.422
19	1	1:57.017	34.096	42.417	40.504	171.2	43:14.439
20	1	2:01.597	35.319	43.710	42.568	156.3	45:16.036
21	1	2:02.474	36.287	43.754	42.433	145.7	47:18.510

**216** Lister Jaguar Flat Iron 1960  
1. James THORPE E

1	1	3:59.155	1:19.206	1:14.628	1:25.321		3:59.155
2	1	2:04.327	36.961	45.385	41.981	150.6	6:03.482
3	1	2:02.008	35.886	45.231	40.891	145.2	8:05.490
4	1	2:00.104	35.163	44.343	40.598	153.4	10:05.594
5	1	2:02.053	35.099	45.169	41.785	154.7	12:07.647
6	1	2:00.613	35.096	44.790	40.727	157.2	14:08.260
7	1	1:59.761	34.636	44.992	40.133	161.7	16:08.021
8	1	4:29.898 B	34.453	43.816	3:11.629	160.0	20:37.919
9	1	2:03.799	40.446	43.599	39.754	138.3	22:41.718
10	1	1:59.860	34.730	45.066	40.064	157.7	24:41.578
11	1	1:59.159	34.674	44.794	39.691	157.0	26:40.737
12	1	2:00.869	35.094	44.987	40.788	147.9	28:41.606
13	1	2:00.901	35.277	45.434	40.190	158.8	30:42.507
14	1	1:59.324	35.185	44.178	39.961	148.8	32:41.831
15	1	1:58.472	34.924	44.420	39.128	156.1	34:40.303
16	1	1:59.983	36.105	44.544	39.334	148.8	36:40.286
17	1	1:58.727	34.608	44.695	39.424	154.7	38:39.013
18	1	1:58.772	34.721	44.365	39.686	149.4	40:37.785
19	1	1:59.697	35.224	44.683	39.790	154.7	42:37.482
20	1	1:59.689	35.052	44.529	40.108	151.9	44:37.171





THE GENTLEMEN CHALLENGE 1  
GRAND PRIX DE L'AGE D'OR  
RACE 1

Sector Analysis

Personal Best Session Best B Crossing the finish line in pit lane

Lap	D	Time	Sector 1	Sector 2	Sector 3	T. Spd	Elapsed	Lap	D	Time	Sector 1	Sector 2	Sector 3	T. Spd	Elapsed
-----	---	------	----------	----------	----------	--------	---------	-----	---	------	----------	----------	----------	--------	---------

239		Elva Mk V 1959 1. Louis ZURSTRASSEN														E
1	1	4:01.531	1:25.533	1:12.817	1:23.181		4:01.531									
2	1	2:17.276	42.727	49.009	45.540	113.0	6:18.807									
3	1	2:14.320	39.673	49.672	44.975	143.2	8:33.127									
4	1	2:10.785	37.054	48.268	45.463	147.5	10:43.912									
5	1	2:11.809	37.998	48.543	45.268	141.7	12:55.721									
6	1	2:11.569	38.258	48.692	44.619	136.7	15:07.290									
7	1	2:10.407	38.198	47.966	44.243	140.6	17:17.697									
8	1	4:39.789	B 37.610	48.027	3:14.152	145.4	21:57.486									
9	1	2:19.763	45.982	49.489	44.292	119.3	24:17.249									
10	1	2:12.238	37.443	48.908	45.887	152.8	26:29.487									
11	1	2:11.953	37.215	48.892	45.846	153.4	28:41.440									
12	1	2:15.491	39.804	50.305	45.382	130.3	30:56.931									
13	1	2:11.248	38.134	48.896	44.218	141.4	33:08.179									
14	1	2:12.426	40.113	48.909	43.404	122.9	35:20.605									
15	1	2:12.540	40.190	48.616	43.734	129.0	37:33.145									
16	1	2:10.673	38.242	47.976	44.455	149.6	39:43.818									
17	1	2:11.987	38.376	49.685	43.926	139.2	41:55.805									
18	1	2:11.643	40.665	47.522	43.456	115.9	44:07.448									
19	1	2:28.092	55.935	47.254	44.903	145.7	46:35.540									

250		Lotus XI S2 1100 1957 1. Sandy WATSON 2. Dafyd RICHARDS														E
1	2	4:01.024	1:24.191	1:13.130	1:23.703		4:01.024									
2	2	2:12.914	39.541	48.575	44.798	132.7	6:13.938									
3	2	2:07.348	38.205	46.107	43.036	139.4	8:21.286									
4	2	2:05.714	37.316	46.324	42.074	142.9	10:27.000									
5	2	2:04.799	37.250	45.345	42.204	139.9	12:31.799									
6	2	2:04.913	37.148	45.540	42.225	138.3	14:36.712									
7	2	2:04.214	37.132	45.073	42.009	137.8	16:40.926									
8	2	2:04.107	37.071	45.300	41.736	144.6	18:45.033									
9	2	2:03.181	36.555	45.187	41.439	145.9	20:48.214									
10	2	2:01.598	35.873	44.514	41.211	150.4	22:49.812									
11	2	2:02.865	36.498	45.001	41.366	145.9	24:52.677									
12	2	4:57.808	B 36.765	45.662	3:35.381	134.2	29:50.485									
13	1	2:33.190	53.139	51.818	48.233	76.3	32:23.675									
14	1	2:14.044	37.188	49.112	47.744	159.5	34:37.719									
15	1	2:13.901	38.183	49.035	46.683	141.0	36:51.620									
16	1	2:08.706	36.790	47.305	44.611	135.7	39:00.326									
17	1	2:13.423	37.782	48.873	46.768	155.4	41:13.749									
18	1	2:10.506	38.607	48.041	43.858	130.8	43:24.255									
19	1	2:09.540	36.831	47.222	45.487	167.4	45:33.795									
20	1	2:10.788	38.151	47.652	44.985	148.8	47:44.583									

356		Porsche 356 (Pre-A) 1100 coupé 1951 1. Jean-François PENILLARD														E
1	1	4:15.820	1:41.435	1:12.546	1:21.839		4:15.820									
2	1	2:33.098	43.781	53.945	55.372	109.0	6:48.918									
3	1	2:30.882	41.392	53.530	55.960	129.3	9:19.800									
4	1	2:29.984	42.083	52.904	54.997	123.6	11:49.784									
5	1	2:29.565	41.550	53.340	54.675	120.8	14:19.349									
6	1	2:28.047	41.315	52.193	54.539	125.7	16:47.396									
7	1	2:27.277	40.610	52.274	54.393	131.4	19:14.673									
8	1	2:28.048	40.822	51.873	55.353	131.4	21:42.721									

9	1	4:55.467	B 41.288	51.162	3:23.017	127.4	26:38.188								
10	1	2:34.862	47.697	52.768	54.397	89.6	29:13.050								
11	1	2:26.721	41.271	52.235	53.215	132.7	31:39.771								
12	1	2:26.124	40.990	51.261	53.873	128.7	34:05.895								
13	1	2:26.801	40.956	51.650	54.195	126.5	36:32.696								
14	1	2:24.436	41.051	50.269	53.116	137.4	38:57.132								
15	1	2:24.702	40.409	50.973	53.320	139.5	41:21.834								
16	1	2:27.179	41.356	52.137	53.686	136.9	43:49.013								
17	1	2:25.372	41.484	50.895	52.993	141.5	46:14.385								
18	1	2:23.607	40.517	51.393	51.697	128.7	48:37.992								

390		Lotus XI S2 1100 1958 1. Amaury GARIEL 2. Vincent AUBRY														E
1	1	4:05.053	1:30.161	1:14.698	1:20.194		4:05.053									
2	1	2:23.586	43.325	50.725	49.536	114.6	6:28.639									
3	1	2:22.694	41.564	51.812	49.318	145.2	8:51.333									
4	1	2:18.849	40.592	49.336	48.921	131.7	11:10.182									
5	1	2:19.124	39.980	50.067	49.077	158.6	13:29.306									
6	1	2:17.691	39.923	49.253	48.515	135.8	15:46.997									
7	1	2:19.097	40.241	49.780	49.076	142.3	18:06.094									
8	1	4:41.555	B 39.971	49.937	3:11.647	144.8	22:47.649									
9	2	2:22.291	44.368	50.821	47.102	113.1	25:09.940									
10	2	2:12.664	37.431	49.448	45.785	148.4	27:22.604									
11	2	2:08.967	36.900	47.472	44.595	150.6	29:31.571									
12	2	2:08.984	36.981	47.139	44.864	144.4	31:40.555									
13	2	2:09.481	37.053	48.060	44.368	145.7	33:50.036									
14	2	2:08.860	36.733	47.552	44.575	149.2	35:58.896									
15	2	2:09.187	37.510	47.055	44.622	153.2	38:08.083									
16	2	2:10.154	36.465	48.708	44.981	158.6	40:18.237									
17	2	2:08.937	36.953	47.869	44.115	145.0	42:27.174									
18	2	2:09.860	37.084	47.497	45.279	154.1	44:37.034									
19	2	2:07.966	36.616	47.011	44.339	141.4	46:45.000									