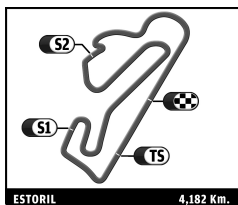


HERITAGE TOURING CUP
ESTORIL CLASSICS
RACE

Sector Analysis

Personal Best Session Best B Crossing the finish line in pit lane

Lap	D	Time	Sector 1	Sector 2	Sector 3	T. Spd	Elapsed	Lap	D	Time	Sector 1	Sector 2	Sector 3	T. Spd	Elapsed	
3		Ford Capri RS 3100 1975						TC2	17	1	2:00.334	24.308	58.517	37.509	199.9	39:51.863
		1.Zak BROWN							18	1	2:00.238	24.040	58.332	37.866	191.9	41:52.101
		2.Richard DEAN							19	1	2:01.614	24.214	58.651	38.749	190.6	43:53.715
1	2	2:34.182	33.897	1:06.450	53.835		2:34.182	20	1	2:01.142	24.274	59.209	37.659	193.6	45:54.857	
2	2	3:04.033	41.576	1:25.433	57.024	109.8	5:38.215	21	1	2:00.177	24.114	58.497	37.566	189.6	47:55.034	
3	2	2:33.979	40.926	1:13.570	39.483	91.3	8:12.194	22	1	2:00.826	24.126	58.668	38.032	196.0	49:55.860	
4	2	1:59.069	24.772	57.698	36.599	227.4	10:11.263	23	1	2:01.097	24.312	58.636	38.149	202.8	51:56.957	
6		BMW 635 CSI 1983						Group A	24	1	1:59.205	24.317	57.904	36.984	189.2	53:56.162
		1.Jean-Lou RIHON							25	1	2:00.473	24.105	58.182	38.186	200.2	55:56.635
		2.Nick PADMORE							26	1	2:00.507	24.103	58.969	37.435	194.9	57:57.142
1	1	2:30.769	31.108	1:06.737	52.924		2:30.769	27	1	2:01.621	25.039	58.906	37.676	182.1	59:58.763	
2	1	3:03.603	41.042	1:26.025	56.536	99.4	5:34.372	28	1	2:00.869	24.478	58.457	37.934	190.9	1:01:59.632	
3	1	2:36.235	41.721	1:13.780	40.734	87.4	8:10.607									
4	1	2:05.549	27.354	1:00.325	37.870	182.7	10:16.156									
5	1	2:02.685	24.878	59.587	38.220	191.9	12:18.841									
6	1	2:03.281	24.426	59.906	38.949	199.5	14:22.122									
7	1	2:04.797	24.732	1:00.583	39.482	195.6	16:26.919									
8	1	2:29.038	26.958	1:16.630	45.450	160.4	18:55.957									
9	1	2:14.719	32.485	1:04.115	38.119	121.5	21:10.676									
10	1	2:03.278	24.008	1:00.052	39.218	206.2	23:13.954									
11	1	2:01.297	24.637	58.866	37.794	198.1	25:15.251									
12	1	2:01.073	24.099	59.455	37.519	191.2	27:16.324									
13	1	2:02.093	24.513	59.428	38.152	216.3	29:18.417									
14	1	2:10.009	B	24.635	1:00.016	45.358	199.9	31:28.426								
15	2	4:48.407	3:10.422	59.729	38.256		36:16.833									
16	2	1:57.887	23.919	57.745	36.223	192.5	38:14.720									
17	2	1:58.646	24.377	57.985	36.284	197.0	40:13.366									
18	2	1:58.542	24.445	57.728	36.369	202.8	42:11.908									
19	2	1:57.602	23.941	57.418	36.243	191.5	44:09.510									
20	2	1:58.758	23.829	58.421	36.508	188.9	46:08.268									
21	2	2:01.492	23.683	1:00.192	37.617	191.9	48:09.760									
22	2	1:58.003	23.598	57.373	37.032	203.9	50:07.763									
23	2	1:58.568	23.938	58.039	36.591	193.9	52:06.331									
24	2	1:59.561	24.597	58.300	36.664	187.6	54:05.892									
25	2	1:58.743	23.891	58.138	36.714	190.2	56:04.635									
26	2	1:59.798	23.951	58.792	37.055	189.9	58:04.433									
27	2	1:59.469	24.168	58.317	36.984	183.3	1:00:03.902									
28	2	2:01.182	24.544	58.676	37.962	189.2	1:02:05.084									
9		Ford Capri RS 2600 1973						TC2								
		1.Thomas STUDER														
1	1	2:30.119	30.693	1:06.312	53.114		2:30.119									
2	1	3:03.568	41.180	1:25.801	56.587	99.6	5:33.687									
3	1	2:34.945	41.775	1:13.627	39.543	88.9	8:08.632									
4	1	2:02.157	24.368	59.128	38.661	201.3	10:10.789									
5	1	2:02.550	25.345	59.101	38.104	192.9	12:13.339									
6	1	2:03.818	25.861	59.925	38.032	178.3	14:17.157									
7	1	2:09.272	24.812	1:04.585	39.875	188.6	16:26.429									
8	1	2:29.086	26.686	1:16.841	45.559	163.7	18:55.515									
9	1	2:13.663	32.154	1:04.191	37.318	123.1	21:09.178									
10	1	2:01.673	24.453	59.020	38.200	195.3	23:10.851									
11	1	2:00.470	24.434	58.338	37.698	193.9	25:11.321									
12	1	2:06.970	B	24.158	57.910	44.902	196.3	27:18.291								
13	1	4:33.093	2:55.319	59.151	38.623		31:51.384									
14	1	2:00.618	24.448	58.435	37.735	197.4	33:52.002									
15	1	1:59.713	23.878	58.245	37.590	196.3	35:51.715									
16	1	1:59.814	24.090	58.249	37.475	190.9	37:51.529									
10		Ford Escort RS 1600 1975						TC2								
		1.Peter VÖGELE														
1	1	2:36.369	33.392	1:08.613	54.364		2:36.369									
2	1	3:03.968	42.111	1:25.428	56.429	105.8	5:40.337									
3	1	2:35.786	41.423	1:13.879	40.484	86.0	8:16.123									
4	1	2:05.981	25.755	1:00.904	39.322	199.5	10:22.104									
5	1	2:07.034	25.729	1:01.058	40.247	200.9	12:29.138									
6	1	2:06.139	25.215	1:01.320	39.604	207.4	14:35.277									
7	1	2:07.984	25.432	1:02.318	40.234	207.7	16:43.261									
8	1	2:15.115	26.300	1:05.289	43.526	196.7	18:58.376									
9	1	2:18.671	32.969	1:06.235	39.467	114.8	21:17.047									
10	1	2:04.402	24.839	1:00.319	39.244	210.9	23:21.449									
11	1	2:04.866	24.926	1:00.319	39.621	210.5	25:26.315									
12	1	2:05.665	25.506	1:01.035	39.124	201.3	27:31.980									
13	1	2:04.982	25.008	1:00.268	39.706	207.4	29:36.962									
14	1	2:13.383	B	25.025	1:00.796	47.562	195.6	31:50.345								
15	1	4:27.450	2:47.669	1:00.320	39.461		36:17.795									
16	1	2:05.586	25.353	1:00.702	39.531	184.5	38:23.381									
17	1	2:05.258	24.906	1:00.617	39.735	194.6	40:28.639									
18	1	2:07.652	25.707	1:01.677	40.268	188.6	42:36.291									
19	1	2:06.832	25.830	1:01.308	39.694	171.3	44:43.123									
20	1	2:06.668	25.188	1:01.582	39.898	205.8	46:49.791									
21	1	2:07.674	25.516	1:02.379	39.779	202.0	48:57.465									
22	1	2:12.553	25.346	1:07.524	39.683	198.1	51:10.018									
23	1	2:07.707	25.578	1:02.196	39.933	193.9	53:17.725									
24	1	2:06.649	25.658	1:01.757	39.234	197.4	55:24.374									
25	1	2:08.417	25.396	1:02.166	40.855	205.0	57:32.791									
26	1	2:05.884	25.195	1:01.514	39.175	196.0	59:38.675									
27	1	2:06.005	25.037													



HERITAGE TOURING CUP
ESTORIL CLASSICS
RACE

Sector Analysis

Lap	D	Time	Sector 1	Sector 2	Sector 3	T. Spd	Elapsed	Lap	D	Time	Sector 1	Sector 2	Sector 3	T. Spd	Elapsed
13	1	4:32.395	2:49.990	1:02.934	39.471		32:30.249	9	1	2:15.170	32.498	1:04.476	38.196	126.6	21:12.271
14	1	2:10.281	27.456	1:03.553	39.272	169.5	34:40.530	10	1	2:03.166	24.442	1:00.576	38.148	205.0	23:15.437
15	1	2:13.578	27.918	1:05.323	40.337	164.2	36:54.108	11	1	2:03.703	24.697	1:00.703	38.303	204.3	25:19.140
16	1	2:11.818	27.052	1:04.567	40.199	171.3	39:05.926	12	1	2:04.176	24.773	1:01.006	38.397	202.4	27:23.316
17	1	2:08.827	27.264	1:02.721	38.842	164.2	41:14.753	13	1	2:10.779 B	24.605	1:00.775	45.399	204.3	29:34.095
18	1	2:07.466	26.610	1:01.630	39.226	165.9	43:22.219	14	1	4:29.413	2:49.060	1:01.546	38.807		34:03.508
19	1	2:08.404	27.298	1:02.234	38.872	155.0	45:30.623	15	1	2:04.957	25.058	1:01.399	38.500	197.0	36:08.465
20	1	2:09.961	27.176	1:03.651	39.134	162.8	47:40.584	16	1	2:05.076	25.416	1:01.324	38.336	200.9	38:13.541
21	1	2:12.151	26.902	1:02.857	42.392	153.5	49:52.735	17	1	2:05.207	25.735	1:01.355	38.117	200.9	40:18.748
22	1	2:11.440	27.393	1:03.876	40.171	154.1	52:04.175	18	1	2:03.780	24.707	1:00.690	38.383	202.8	42:22.528
23	1	2:11.718	27.765	1:03.287	40.666	159.5	54:15.893	19	1	2:04.541	24.572	1:01.461	38.508	200.2	44:27.069
24	1	2:05.756	25.514	1:01.263	38.979	183.0	56:21.649	20	1	2:03.799	25.077	1:00.636	38.086	199.9	46:30.868
25	1	2:08.379	27.040	1:02.063	39.276	160.6	58:30.028	21	1	2:04.579	24.629	1:01.244	38.706	202.4	48:35.447
26	1	2:14.827	28.975	1:04.634	41.218	154.1	1:00:44.855	22	1	2:04.832	24.778	1:01.658	38.396	201.3	50:40.279
27	1	3:13.001 B	32.917	1:22.889	1:17.195	134.5	1:03:57.856	23	1	2:05.004	24.914	1:01.647	38.443	202.8	52:45.283

Personal Best Session Best B Crossing the finish line in pit lane

19 Ford Escort I RS 1600 1975
1. Jean-Luc BLANCHEMAIN TC2

1	1	2:35.545	35.946	1:05.207	54.392		2:35.545
2	1	3:03.795	42.003	1:25.591	56.201	96.6	5:39.340
3	1	2:34.292	41.592	1:13.252	39.448	84.0	8:13.632
4	1	2:01.109	25.214	58.945	36.950	195.6	10:14.741
5	1	1:59.178	24.090	58.123	36.965	215.0	12:13.919
6	1	2:00.551	24.630	58.468	37.453	202.0	14:14.470
7	1	2:06.354	24.604	1:02.053	39.697	198.8	16:20.824
8	1	2:31.677	26.455	1:19.324	45.898	165.2	18:52.501
9	1	2:12.720	31.878	1:02.857	37.985	119.6	21:05.221
10	1	2:07.826 B	25.128	58.717	43.981	194.9	23:13.047
11	1	3:46.881	2:11.054	58.681	37.146		26:59.928
12	1	2:02.292	24.672	59.794	37.826	181.8	29:02.220
13	1	2:01.843	24.721	59.413	37.709	185.1	31:04.063
14	1	2:01.895	24.852	59.040	38.003	200.2	33:05.958
15	1	2:01.036	24.335	58.928	37.773	196.3	35:06.994
16	1	2:02.036	24.736	59.097	38.203	182.1	37:09.030
17	1	2:01.283	24.291	58.941	38.051	196.3	39:10.313
18	1	2:01.074	24.390	58.975	37.709	205.0	41:11.387
19	1	2:01.742	24.616	59.354	37.772	187.3	43:13.129
20	1	2:02.206	24.909	59.678	37.619	182.1	45:15.335
21	1	2:01.895	24.650	59.687	37.558	205.0	47:17.230
22	1	2:03.454	24.666	1:00.729	38.059	196.7	49:20.684
23	1	2:02.605	24.843	59.767	37.995	175.7	51:23.289
24	1	2:01.638	24.545	59.515	37.578	202.4	53:24.927
25	1	2:01.279	24.414	59.152	37.713	203.2	55:26.206
26	1	2:02.209	24.594	59.885	37.730	201.7	57:28.415
27	1	2:00.924	24.920	58.811	37.193	185.4	59:29.339
28	1	2:01.380	24.799	58.777	37.804	210.1	1:01:30.719

20 Alfa Romeo Giulia 1750 GTAm 1971
1. Christian OLDENDORFF TC2

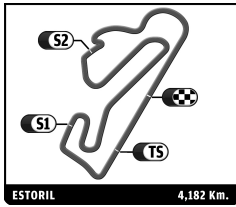
1	1	2:31.370	31.496	1:07.124	52.750		2:31.370
2	1	3:03.686	41.192	1:25.976	56.518	98.6	5:35.056
3	1	2:36.416	41.590	1:13.929	40.897	82.5	8:11.472
4	1	2:05.678	26.707	1:00.822	38.149	198.1	10:17.150
5	1	2:03.537	25.045	1:00.390	38.102	203.2	12:20.687
6	1	2:04.651	25.281	1:00.752	38.618	200.9	14:25.338
7	1	2:12.185	25.317	1:05.668	41.200	197.4	16:37.523
8	1	2:19.578	27.255	1:08.499	43.824	172.1	18:57.101

22 BMW 3.0 CSL 1975
1. Olivier BREITMAYER TC2

1	1	2:17.890	25.453	55.435	57.002		2:17.890
2	1	3:04.647	42.789	1:24.857	57.001	84.8	5:22.537
3	1	2:36.895	40.250	1:15.532	41.113	87.5	7:59.432
4	1	1:52.443	22.808	54.528	35.107	226.9	9:51.875
5	1	1:51.557	22.196	54.596	34.765	221.0	11:43.432
6	1	1:51.494	22.278	54.346	34.870	223.7	13:34.926
7	1	2:08.096	22.350	54.789	50.957	230.7	15:43.022
8	1	2:58.022	44.392	1:28.732	44.898	78.3	18:41.044
9	1	2:16.455	28.001	1:05.837	42.617	159.5	20:57.499
10	1	1:52.955	23.472	54.455	35.028	212.1	22:50.454
11	1	1:50.977	21.943	54.302	34.732	237.7	24:41.431
12	1	1:51.734	22.143	54.502	35.089	216.3	26:33.165
13	1	1:51.865	21.993	54.790	35.082	223.3	28:25.030
14	1	2:00.835 B	22.056	55.099	43.680	223.7	30:25.865
15	1	4:25.583	2:50.829	58.163	36.591		34:51.448
16	1	1:57.051	23.120	57.940	35.991	223.3	36:48.499
17	1	1:55.299	23.200	56.007	36.092	212.9	38:43.798
18	1	1:55.392	22.934	56.899	35.559	223.3	40:39.190
19	1	1:56.192	22.512	57.135	36.545	221.9	42:35.382
20	1	1:54.744	22.932	55.812	36.000	225.1	44:30.126
21	1	1:56.527	23.101	56.836	36.590	231.2	46:26.653
22	1	1:54.992	22.730	56.209	36.053	222.4	48:21.645
23	1	1:56.778	23.156	57.472	36.150	217.1	50:18.423
24	1	1:55.768	22.899	56.649	36.220	228.3	52:14.191
25	1	1:55.708	22.712	57.055	35.941	227.4	54:09.899
26	1	1:54.648	22.756	56.152	35.740	225.6	56:04.547
27	1	1:55.709	22.750	56.961	35.998	231.7	58:00.256
28	1	1:56.374	23.509	56.597	36.268	209.7	59:56.630
29	1	1:57.600	23.039	57.136	37.425	205.4	1:01:54.230

30 BMW 3.0 CSL 1975
1. Dominique REINHARDT
2. Daniel REINHARDT TC2

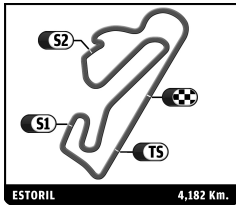
1	1	2:32.216	32.058	1:07.184	52.974		2:32.216
2	1	3:04.207	41.475	1:25.671	57.061	97.4	5:36.423
3	1	2:35.090	41.047	1:13.658	40.385	96.9	8:11.513



HERITAGE TOURING CUP
ESTORIL CLASSICS
RACE

Sector Analysis

Personal Best							Session Best							B Crossing the finish line in pit lane									
Lap	D	Time	Sector 1	Sector 2	Sector 3	T. Spd	Elapsed	Lap	D	Time	Sector 1	Sector 2	Sector 3	T. Spd	Elapsed	Lap	D	Time	Sector 1	Sector 2	Sector 3	T. Spd	Elapsed
47 Ford Escort RS 1600 1972 1. Guy Fabrice MESTROT TC2 2. Eric SECHAUD																							
3	1	2:38.278	43.606	1:11.920	42.752	79.3	8:21.807	3	1	2:38.278	43.606	1:11.920	42.752	79.3	8:21.807								
4	1	2:15.828	29.061	1:05.368	41.399	162.8	10:37.635	4	1	2:15.828	29.061	1:05.368	41.399	162.8	10:37.635								
5	1	2:18.493	27.992	1:06.797	43.704	177.4	12:56.128	5	1	2:18.493	27.992	1:06.797	43.704	177.4	12:56.128								
35 BMW 635 CSI 1985 1. Christian TRABER Group A																							
1	1	2:28.906	30.273	1:05.564	53.069		2:28.906																
2	1	3:03.064	41.038	1:25.819	56.207	111.0	5:31.970																
3	1	2:35.477	41.877	1:13.819	39.781	90.4	8:07.447																
4	1	2:02.721	24.695	59.580	38.446	206.6	10:10.168																
5	1	2:02.952	24.577	59.972	38.403	204.3	12:13.120																
6	1	2:03.484	24.796	1:00.323	38.365	199.1	14:16.604																
7	1	2:06.055	24.241	1:02.460	39.354	198.8	16:22.659																
8	1	2:30.699	25.953	1:18.877	45.869	166.2	18:53.358																
9	1	2:13.340	32.249	1:03.415	37.676	130.2	21:06.698																
10	1	2:03.631	24.786	1:00.783	38.062	201.7	23:10.329																
11	1	2:01.993	24.115	59.873	38.005	207.4	25:12.322																
12	1	2:02.685	24.284	1:00.253	38.148	190.9	27:15.007																
13	1	2:09.346 B	24.084	59.857	45.405	205.4	29:24.353																
14	1	4:26.319	2:48.160	1:00.285	37.874		33:50.672																
15	1	2:04.115	24.850	1:00.935	38.330	207.7	35:54.787																
16	1	2:03.047	24.464	1:00.249	38.334	190.9	37:57.834																
17	1	2:01.042	24.477	59.054	37.511	215.0	39:58.876																
18	1	2:03.287	24.346	1:00.706	38.235	208.5	42:02.163																
19	1	2:02.446	24.925	59.798	37.723	202.0	44:04.609																
20	1	2:02.909	24.748	59.600	38.561	214.2	46:07.518																
21	1	2:02.112	24.171	1:00.089	37.852	201.3	48:09.630																
22	1	5:20.247 B	24.523			200.2	53:29.877																
23	1	3:43.909	2:04.934	1:00.450	38.525		57:13.786																
24	1	2:03.036	24.816	59.696	38.524	205.0	59:16.822																
25	1	5:51.975 B			1:08.548	207.7	1:05:08.797																
49 BMW 3.0 CSL 1975 1. Dominique GUENAT TC2																							
1	1	2:22.888	27.474	59.299	56.115		2:22.888																
2	1	3:03.680	42.057	1:25.753	55.870	86.1	5:26.568																
3	1	2:35.589	42.185	1:14.231	39.173	88.6	8:02.157																
4	1	1:58.091	24.170	57.194	36.727	186.4	10:00.248																
5	1	1:57.683	24.344	56.902	36.437	187.6	11:57.931																
6	1	1:55.579	23.304	56.508	35.767	200.2	13:53.510																
7	1	1:59.415	23.233	57.741	38.441	202.0	15:52.925																
8	1	2:54.471	38.612	1:29.323	46.536	74.9	18:47.396																
9	1	2:11.086	29.231	1:03.023	38.832	138.1	20:58.482																
10	1	1:58.066	25.101	56.822	36.143	188.0	22:56.548																
11	1	1:54.650	22.925	55.838	35.887	213.8	24:51.198																
12	1	1:54.732	23.243	55.954	35.535	207.7	26:45.930																
13	1	1:54.239	22.991	55.676	35.572	206.2	28:40.169																
14	1	1:54.037	22.823	55.397	35.817	214.2	30:34.206																
15	1	2:01.028 B	23.002	55.707	42.319	203.9	32:35.234																
50 Ford Capri RS 3100 1975 1. Maxime GUENAT TC2																							
1	1	2:17.145	24.944	54.788	57.413		2:17.145																
2	1	3:04.320	42.583	1:25.014	56.723	81.6	5:21.465																



HERITAGE TOURING CUP
ESTORIL CLASSICS
RACE

Sector Analysis

Personal Best Session Best B Crossing the finish line in pit lane

Lap	D	Time	Sector 1	Sector 2	Sector 3	T. Spd	Elapsed	Lap	D	Time	Sector 1	Sector 2	Sector 3	T. Spd	Elapsed
3	1	2:37.463	40.752	1:15.427	41.284	89.1	7:58.928	9	1	2:16.030	28.187	1:05.683	42.160	153.9	20:57.759
4	1	1:50.318	22.416	53.860	34.042	228.3	9:49.246	10	1	1:53.340	23.901	54.683	34.756	206.2	22:51.099
5	1	1:50.626	22.243	54.252	34.131	220.6	11:39.872	11	1	1:55.379	23.353	57.042	34.984	230.7	24:46.478
6	1	1:51.155	22.245	54.500	34.410	224.2	13:31.027	12	1	1:53.181	22.823	55.196	35.162	196.7	26:39.659
7	1	2:10.654	22.433	54.433	53.788	226.9	15:41.681	13	1	2:00.366B	23.009	55.584	41.773	192.2	28:40.025
8	1	2:57.630	44.145	1:28.699	44.786	85.1	18:39.311	14	1	4:18.896	2:48.028	55.660	35.208		32:58.921
9	1	2:17.356	28.128	1:05.725	43.503	157.2	20:56.667	15	1	1:52.922	22.747	55.216	34.959	204.7	34:51.843
10	1	1:52.077	23.234	54.297	34.546	216.3	22:48.744	16	1	1:54.078	23.364	55.724	34.990	189.9	36:45.921
11	1	1:50.829	21.919	54.462	34.448	229.3	24:39.573	17	1	1:53.782	23.094	55.808	34.880	192.2	38:39.703
12	1	1:51.195	22.250	54.441	34.504	218.0	26:30.768	18	1	1:52.667	22.899	54.819	34.949	198.1	40:32.370
13	1	1:51.220	22.105	54.491	34.624	220.2	28:21.988	19	1	1:53.215	22.878	55.393	34.944	198.4	42:25.585
14	1	1:51.333	22.103	54.392	34.838	222.4	30:13.321	20	1	1:53.483	22.677	55.626	35.180	200.6	44:19.068
15	1	1:51.774	22.582	54.667	34.525	216.3	32:05.095	21	1	1:53.495	22.639	55.382	35.474	206.6	46:12.563
16	1	1:58.597B	22.177	54.402	42.018	217.6	34:03.692	22	1	1:54.169	22.857	55.972	35.340	205.4	48:06.732

52 Ford Capri RS 3100 Cologne 1973
1.Yves SCEMAMA TC2

1	1	2:20.037	26.401	55.999	57.637		2:20.037
2	1	3:03.841	42.408	1:24.839	56.594	73.9	5:23.878
3	1	2:36.722	41.780	1:14.512	40.430	83.9	8:00.600
4	1	1:52.188	22.882	54.816	34.490	213.8	9:52.788
5	1	1:52.928	22.754	55.298	34.876	202.0	11:45.716
6	1	1:53.432	23.240	55.423	34.769	196.0	13:39.148
7	1	2:06.255	22.493	55.710	48.052	220.2	15:45.403
8	1	2:58.262	43.997	1:28.709	45.556	75.1	18:43.665
9	1	2:14.248	27.698	1:05.420	41.130	154.1	20:57.913
10	1	1:53.699	24.140	54.840	34.719	197.4	22:51.612
11	1	1:51.891	22.172	54.835	34.884	223.3	24:43.503
12	1	1:59.138B	22.266	54.566	42.306	221.0	26:42.641
13	1	4:15.269	2:43.540	56.031	35.698		30:57.910
14	1	1:53.818	23.165	55.096	35.557	221.9	32:51.728
15	1	1:52.700	22.455	55.075	35.170	215.9	34:44.428
16	1	1:54.219	22.975	55.548	35.696	207.7	36:38.647
17	1	1:54.066	23.068	55.901	35.097	210.1	38:32.713
18	1	1:53.643	22.614	55.596	35.433	220.6	40:26.356
19	1	1:53.990	22.564	55.647	35.779	210.1	42:20.346
20	1	1:53.003	22.593	55.231	35.179	221.0	44:13.349
21	1	1:53.632	22.561	55.299	35.772	207.7	46:06.981
22	1	1:53.556	22.448	55.281	35.827	215.9	48:00.537
23	1	1:53.884	22.587	55.426	35.871	225.1	49:54.421
24	1	1:54.326	22.618	55.960	35.748	202.8	51:48.747
25	1	1:54.321	22.738	55.705	35.878	212.1	53:43.068
26	1	1:54.102	22.641	55.574	35.887	211.3	55:37.170
27	1	1:54.736	23.032	55.848	35.856	219.3	57:31.906
28	1	1:54.793	22.956	56.303	35.534	207.0	59:26.699
29	1	1:56.934	25.050	56.240	35.644	204.7	1:01:23.633

60 Ford Capri RS 3100 Cologne 1974
1.Armand MILLE TC2

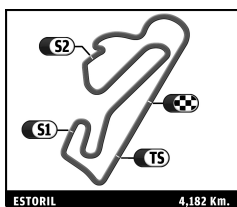
1	1	2:18.617	25.953	55.830	56.834		2:18.617
2	1	3:04.382	42.981	1:24.696	56.705	79.1	5:22.999
3	1	2:37.128	40.813	1:15.134	41.181	88.3	8:00.127
4	1	1:52.146	22.540	55.125	34.481	218.0	9:52.273
5	1	1:52.150	22.654	54.841	34.655	205.4	11:44.423
6	1	1:52.940	22.700	55.193	35.047	205.8	13:37.363
7	1	2:06.527	22.789	55.633	48.105	212.9	15:43.890
8	1	2:57.839	44.599	1:28.529	44.711	76.8	18:41.729

64 Ford Escort RS 1600 1975
1.Erik MARIS TC2

1	1	2:26.335	29.329	1:02.968	54.038		2:26.335
2	1	3:02.954	40.958	1:25.415	56.581	71.8	5:29.289
3	1	2:35.145	41.475	1:14.356	39.314	104.4	8:04.434
4	1	2:00.153	24.788	58.217	37.148	200.6	10:04.587
5	1	2:00.414	24.540	58.887	36.987	211.7	12:05.001
6	1	2:00.867	24.537	59.348	36.982	208.5	14:05.868
7	1	2:13.125	24.248	1:07.861	41.016	206.6	16:18.993
8	1	2:31.416	25.300	1:20.254	45.862	199.5	18:50.409
9	1	2:13.809	32.128	1:02.471	39.210	119.6	21:04.218
10	1	2:00.238	25.341	58.411	36.486	189.2	23:04.456
11	1	1:58.505	23.839	57.914	36.752	218.0	25:02.961
12	1	1:58.400	23.831	58.143	36.426	217.6	27:01.361
13	1	2:12.369B	24.775	1:00.851	46.743	200.2	29:13.730
14	1	5:01.410B	2:58.210	1:06.558	56.642		34:15.140

65 Ford Mustang 289 1965
1.Max HUBER TC1

1	1	2:32.994	32.263	1:07.601	53.130		2:32.994
2	1	3:04.021	42.131	1:25.172	56.718	98.1	5:37.015
3	1	2:34.963	41.198	1:13.478	40.287	86.4	8:11.978
4	1	2:06.588	26.534	1:01.520	38.534	163.2	10:18.566
5	1	2:04.873	25.131	1:01.052	38.690	178.3	12:23.439
6	1	2:06.247	26.187	1:01.293	38.767	183.9	14:29.686
7	1	2:08.814	25.791	1:02.963	40.060	177.1	16:38.500
8	1	2:19.162	27.766	1:07.657	43.739	159.0	18:57.662
9	1	2:16.044	32.469	1:05.065	38.510	119.4	21:13.706
10	1	2:04.509	24.972	1:00.670	38.867	173.2	23:18.215
11	1	2:05.144	24.869	1:01.689	38.586	174.9	25:23.359
12	1	2:07.078	25.961	1:02.241	38.876	174.6	27:30.437
13	1	2:04.984	24.981	1:00.891	39.112	173.2	29:35.421
14	1	2:13.823B	25.261	1:01.328	47.234	175.7	31:49.244
15	1	4:25.379	2:43.529	1:02.133	39.717		36:14.623
16	1	5:23.597B	29.800	1:01.273	3:52.524	139.0	41:38.220



HERITAGE TOURING CUP
ESTORIL CLASSICS
RACE

Sector Analysis

Personal Best Session Best B Crossing the finish line in pit lane

Lap	D	Time	Sector 1	Sector 2	Sector 3	T. Spd	Elapsed	Lap	D	Time	Sector 1	Sector 2	Sector 3	T. Spd	Elapsed
17	1	2:29.646	48.427	1:02.503	38.716		44:07.866	24	2	1:50.952	22.115	53.988	34.849	210.5	51:24.802
18	1	2:05.544	24.869	1:01.363	39.312	174.9	46:13.410	25	2	1:51.857	22.486	54.410	34.961	214.6	53:16.659
19	1	2:05.808	25.394	1:01.299	39.115	173.5	48:19.218	26	2	1:52.137	22.189	54.962	34.986	221.5	55:08.796
20	1	2:07.959	26.654	1:02.271	39.034	173.2	50:27.177	27	2	1:53.079	22.489	55.429	35.161	216.7	57:01.875
21	1	2:06.843	24.989	1:02.576	39.278	176.0	52:34.020	28	2	1:51.907	22.109	54.804	34.994	217.6	58:53.782
22	1	2:31.946B	28.942	1:11.493	51.511	156.1	55:05.966	29	2	1:52.423	22.505	54.551	35.367	204.7	1:00:46.205

66 Ford Mustang 289 1965
1. Guillaume HUBER TC1

1	1	2:38.747	37.353	1:08.986	52.408		2:38.747
2	1	3:04.191	43.275	1:24.502	56.414	99.6	5:42.938
3	1	2:36.025	42.978	1:11.943	41.104	79.9	8:18.963
4	1	2:10.679	27.608	1:03.458	39.613	168.7	10:29.642
5	1	2:09.359	26.203	1:03.223	39.933	183.9	12:39.001
6	1	3:37.148	25.697	1:02.533	2:08.918	191.5	16:16.149
7	1	2:33.396	26.463	1:20.743	46.190	171.1	18:49.545
8	1	2:14.412	31.018	1:03.617	39.777	128.1	21:03.957
9	1	2:09.820	26.681	1:03.762	39.377	180.6	23:13.777
10	1	2:09.395	25.841	1:03.348	40.206	183.6	25:23.172
11	1	2:11.464	26.864	1:04.589	40.011	180.9	27:34.636
12	1	2:07.851	25.687	1:02.298	39.866	174.6	29:42.487
13	1	2:16.652B	26.397	1:02.430	47.825	192.2	31:59.139
14	1	4:35.888	2:51.808	1:04.025	40.055		36:35.027
15	1	2:12.356	27.638	1:03.669	41.049	155.0	38:47.383
16	1	2:07.272	25.957	1:01.994	39.321	176.5	40:54.655
17	1	2:07.993	25.466	1:02.479	40.048	176.3	43:02.648
18	1	2:05.842	25.355	1:01.344	39.143	176.0	45:08.490
19	1	2:07.243	25.850	1:01.648	39.745	179.4	47:15.733
20	1	4:26.908B	26.198	1:02.486	2:58.224	176.0	51:42.641
21	1	2:36.121	52.954	1:03.692	39.475		54:18.762
22	1	12:46.296B	26.694	...	1:10.272	178.8	1:07:05.058

74 BMW 3.0 CSL 1975
1. Sebastian GLASER TC2
2. Michael KAMMERMANN

1	1	2:15.714	24.105	53.814	57.795		2:15.714
2	1	3:04.885	42.994	1:25.143	56.748	92.2	5:20.599
3	1	2:38.099	40.753	1:15.769	41.577	91.6	7:58.698
4	1	1:50.415	22.201	53.677	34.537	230.7	9:49.113
5	1	1:51.212	22.912	54.107	34.193	208.5	11:40.325
6	1	1:50.911	22.175	54.467	34.269	211.3	13:31.236
7	1	2:11.113	22.664	54.347	54.102	217.1	15:42.349
8	1	2:57.732	44.282	1:28.753	44.697	76.0	18:40.081
9	1	2:16.928	28.120	1:05.576	43.232	170.8	20:57.009
10	1	1:52.031	23.300	54.171	34.560	207.7	22:49.040
11	1	1:50.640	22.083	54.345	34.212	215.9	24:39.680
12	1	1:51.206	22.557	54.307	34.342	232.2	26:30.886
13	1	1:59.094B	22.483	54.548	42.063	211.7	28:29.980
14	2	4:18.671	2:48.069	55.554	35.048		32:48.651
15	2	1:50.763	22.055	54.110	34.598	218.0	34:39.414
16	2	1:51.757	22.363	54.476	34.918	200.6	36:31.171
17	2	1:51.766	22.231	54.024	35.511	212.9	38:22.937
18	2	1:51.760	22.309	54.576	34.875	214.6	40:14.697
19	2	1:52.800	22.710	54.659	35.431	213.8	42:07.497
20	2	1:51.694	22.220	54.474	35.000	218.0	43:59.191
21	2	1:51.211	22.221	54.206	34.784	218.4	45:50.402
22	2	1:51.915	21.821	55.367	34.727	228.8	47:42.317
23	2	1:51.533	22.437	54.650	34.446	210.9	49:33.850

77 Chevrolet Camaro ZL1 1974
1. Eric BROUTIN TC2
2. Benjamin de FORTIS

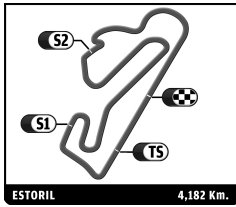
1	1	2:27.179	29.685	1:03.790	53.704		2:27.179
2	1	3:03.203	40.931	1:25.588	56.684	93.5	5:30.382
3	1	2:34.279	41.295	1:14.464	38.520	98.9	8:04.661
4	1	2:00.202	25.119	58.630	36.453	187.3	10:04.863
5	1	1:59.776	24.681	59.019	36.076	190.6	12:04.639
6	1	2:02.483	24.503	1:02.148	35.832	200.2	14:07.122
7	1	2:12.423	23.651	1:07.975	40.797	189.9	16:19.545
8	1	2:31.580	25.759	1:19.966	45.855	182.1	18:51.125
9	1	2:13.121	31.958	1:02.581	38.582	118.1	21:04.246
10	1	1:57.917	24.854	56.728	36.335	199.1	23:02.163
11	1	1:59.651	24.701	57.900	37.050	191.5	25:01.814
12	1	1:58.200	23.784	57.715	36.701	197.0	27:00.014
13	1	2:04.580	25.168	59.866	39.546	171.6	29:04.594

83 Ford Capri RS 3100 Cologne 1974
1. Guenther SCHINDLER TC2
2. Stefan ROITMAYER

1	1	2:23.913	28.728	59.397	55.788		2:23.913
2	1	3:03.764	42.138	1:25.777	55.849	87.6	5:27.677
3	1	2:35.642	41.957	1:14.494	39.191	89.9	8:03.319
4	1	2:00.425	24.707	58.437	37.281	189.2	10:03.744
5	1	2:00.319	24.552	58.957	36.810	193.6	12:04.063
6	1	2:00.711	24.430	59.393	36.888	205.0	14:04.774
7	1	2:08.345	24.866	1:01.532	41.947	185.4	16:13.119
8	1	2:35.657	25.862	1:23.293	46.502	181.2	18:48.776
9	1	2:10.557	29.683	1:02.676	38.198	145.4	20:59.333
10	1	2:01.283	25.664	58.385	37.234	178.0	23:00.616
11	1	2:10.196B	24.722	58.929	46.545	200.9	25:10.812

90 Ford Escort RS 1600 1970
1. Carlos F. CRUZ TC2

1	1	2:37.445	34.889	1:08.267	54.289		2:37.445
2	1	3:04.005	41.529	1:25.648	56.828	95.1	5:41.450
3	1	2:36.306	41.218	1:13.705	41.383	85.7	8:17.756
4	1	2:07.884	26.418	1:02.084	39.382	194.6	10:25.640
5	1	2:08.192	26.125	1:01.544	40.523	197.0	12:33.832
6	1	2:07.558	26.490	1:02.368	38.700	191.2	14:41.390
7	1	2:09.903	26.399	1:03.330	40.174	191.9	16:51.293
8	1	2:08.941	25.722	1:01.968	41.251	193.2	19:00.234
9	1	2:17.710	31.909	1:05.972	39.829	120.4	21:17.944
10	1	2:06.696	25.629	1:02.040	39.027	199.5	23:24.640
11	1	2:09.599	25.968	1:04.289	39.342	189.9	25:34.239
12	1	2:15.532B	25.425	1:03.082	47.025	196.0	27:49.771
13	1	4:27.336	2:45.908	1:02.340	39.088		32:17.107
14	1	2:06.584	25.420	1:02.199	38.965	194.2	34:23.691
15	1	2:06.913	25.388	1:02.063	39.462	195.3	36:30.604
16	1	2:08.778	25.631	1:02.642	40.505	196.3	38:39.382
17	1	2:09.815	26.320	1:03.676	39.819	182.4	40:49.197
18	1	2:08.229	25.736	1:02.475	40.018	185.7	42:57.426



HERITAGE TOURING CUP
ESTORIL CLASSICS
RACE

Sector Analysis

■ Personal Best ■ Session Best B Crossing the finish line in pit lane

Lap	D	Time	Sector 1	Sector 2	Sector 3	T. Spd	Elapsed	Lap	D	Time	Sector 1	Sector 2	Sector 3	T. Spd	Elapsed
24	1	2:15.901	27.578	1:06.255	42.068	179.1	57:55.749								
25	1	2:17.537	27.687	1:07.461	42.389	183.9	1:00:13.286								
26	1	2:17.181	27.304	1:07.683	42.194	168.2	1:02:30.467								