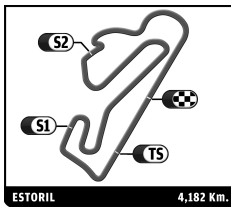


ENDURANCE RACING LEGENDS
ESTORIL CLASSICS
RACE 2

Sector Analysis

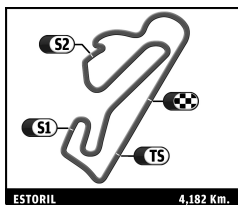
Lap	D	Time	Sector 1	Sector 2	Sector 3	T. Spd	Elapsed	Lap	D	Time	Sector 1	Sector 2	Sector 3	T. Spd	Elapsed
14	1	3:38.059	1:48.584	1:03.277	46.198		25:52.007	21	1	2:13.609	26.343	1:05.190	42.076	181.5	43:30.994
15	1	3:00.322	44.729	1:21.876	53.717	71.4	28:52.329	<div style="border: 1px solid black; padding: 5px;"> 38 Porsche 997 GT3 RSR 2009 1. Dominique GUENAT GT2C </div>							
16	1	2:15.657	27.946	1:06.890	40.821	151.6	31:07.986	1	1	2:35.085 B	29.686	1:17.746	47.653		2:35.085
17	1	1:42.541	20.881	50.051	31.609	254.7	32:50.527	2	1	3:35.132	2:01.915	57.718	35.499		6:10.217
18	1	1:40.220	19.760	49.509	30.951	272.2	34:30.747	3	1	1:51.844	22.475	54.649	34.720	229.3	8:02.061
19	1	1:41.304	19.309	50.188	31.807	272.9	36:12.051	4	1	1:52.394	22.182	55.316	34.896	226.5	9:54.455
20	1	1:40.370	19.071	50.150	31.149	274.2	37:52.421	5	1	1:51.572	21.944	54.690	34.938	226.9	11:46.027
21	1	1:40.605	19.150	49.381	32.074	274.9	39:33.026	6	1	1:53.582	21.803	56.437	35.342	231.2	13:39.609
22	1	1:45.693	21.411	51.710	32.572	242.4	41:18.719	7	1	1:54.328	22.116	55.302	36.910	223.3	15:33.937
<div style="border: 1px solid black; padding: 5px;"> 29 Porsche 996 GT3-RSR 2006 1. Christian TRABER GT2C </div>							8	1	1:53.356	22.043	54.831	36.482	233.2	17:27.293	
1	1	1:58.295	28.594	54.865	34.836		1:58.295	9	1	1:58.021 B	22.121	54.667	41.233	230.7	19:25.314
2	1	1:49.367	21.572	53.600	34.195	242.9	3:47.662	10	1	7:12.596 B	1:45.752	55.002	4:31.842		26:37.910
3	1	1:48.160	21.592	52.947	33.621	239.2	5:35.822	<div style="border: 1px solid black; padding: 5px;"> 40 Ford GT GT1 2010 1. Philippe SCEMAMA GT1B </div>							
4	1	1:48.495	21.307	53.393	33.795	236.2	7:24.317	1	1	1:54.339	27.129	53.587	33.623		1:54.339
5	1	1:48.816	21.245	53.156	34.415	245.1	9:13.133	2	1	1:47.914	22.455	52.268	33.191	237.2	3:42.253
6	1	1:47.820	21.041	52.805	33.974	252.3	11:00.953	3	1	1:46.689	21.179	52.402	33.108	224.6	5:28.942
7	1	1:48.793	21.911	52.946	33.936	212.5	12:49.746	4	1	1:45.459	20.803	51.721	32.935	254.1	7:14.401
8	1	1:48.000	21.244	52.882	33.874	247.2	14:37.746	5	1	1:46.476	21.239	52.504	32.733	242.4	9:00.877
9	1	1:49.622	21.172	53.018	35.432	245.6	16:27.368	6	1	1:45.471	21.003	51.605	32.863	232.7	10:46.348
10	1	1:56.916 B	21.851	52.674	42.391	234.2	18:24.284	7	1	1:45.652	20.914	51.830	32.908	246.7	12:32.000
11	1	3:19.557	1:52.996	53.070	33.491		21:43.841	8	1	1:46.678	20.783	51.894	34.001	258.8	14:18.678
12	1	1:49.223	21.432	53.048	34.743	247.8	23:33.064	9	1	1:47.392	21.088	52.952	33.352	258.2	16:06.070
13	1	2:07.722	21.061	52.902	53.759	247.2	25:40.786	10	1	1:45.968	21.062	52.015	32.891	236.2	17:52.038
14	1	1:50.842	22.159	53.011	35.672	221.9	27:31.628	11	1	1:53.729 B	20.951	52.503	40.275	246.1	19:45.767
15	1	1:53.686	21.576	53.862	38.248	226.5	29:25.314	12	1	4:49.768 B	1:56.331	1:37.371	1:16.066		24:35.535
16	1	2:11.024	30.055	1:04.048	36.921	137.1	31:36.338	<div style="border: 1px solid black; padding: 5px;"> 50 Porsche 996 Turbo 2006 1. Michael FÖVÉNY 2. Stefan ROITMAYER GT1B </div>							
17	1	1:50.093	21.687	53.297	35.109	235.1	33:26.431	1	2	1:49.064	24.562	51.761	32.741		1:49.064
18	1	1:52.460	21.463	54.694	36.303	256.4	35:18.891	2	2	1:44.074	20.491	50.970	32.613	265.7	3:33.138
19	1	1:53.658	21.865	54.415	37.378	254.7	37:12.549	3	2	1:43.732	20.498	50.646	32.588	264.4	5:16.870
20	1	1:52.395	22.493	55.054	34.848	228.8	39:04.944	4	2	1:44.358	20.359	51.050	32.949	261.9	7:01.228
21	1	1:50.129	21.494	53.361	35.274	241.3	40:55.073	5	2	1:43.489	20.614	50.518	32.357	257.6	8:44.717
22	1	1:48.735	21.411	53.072	34.252	242.9	42:43.808	6	2	1:43.197	20.315	50.315	32.567	260.0	10:27.914
<div style="border: 1px solid black; padding: 5px;"> 35 Porsche 993 GT2 Evo 1999 1. Paul MCLEAN GT2A </div>							7	2	1:44.812	21.119	50.576	33.117	250.6	12:12.726	
1	1	2:01.223	29.626	56.433	35.164		2:01.223	8	2	1:43.537	20.489	50.438	32.610	260.7	13:56.263
2	1	1:50.205	21.466	53.670	35.069	256.4	3:51.428	9	2	1:44.141	20.337	50.516	33.288	256.4	15:40.404
3	1	1:49.119	21.592	53.144	34.383	254.7	5:40.547	10	2	1:44.793	20.688	50.583	33.522	262.5	17:25.197
4	1	1:51.018	22.208	54.146	34.664	242.9	7:31.565	11	2	1:44.188	20.518	50.967	32.703	258.8	19:09.385
5	1	1:50.580	21.682	54.680	34.218	250.6	9:22.145	12	2	1:45.957	20.784	51.609	33.564	250.6	20:55.342
6	1	1:49.972	21.438	54.295	34.239	248.9	11:12.117	13	2	1:54.625 B	20.727	51.998	41.900	261.9	22:49.967
7	1	1:49.015	21.959	53.324	33.732	254.7	13:01.132	14	1	3:35.582	1:52.378	1:01.725	41.479		26:25.549
8	1	1:47.127	21.113	52.611	33.403	257.0	14:48.259	15	1	2:38.396	26.394	1:18.039	53.963	172.7	29:03.945
9	1	2:02.111 B	21.133	53.774	47.204	250.6	16:50.370	16	1	2:13.996	35.256	1:01.362	37.378	106.0	31:17.941
10	1	3:14.703	1:45.630	54.070	35.003		20:05.073	17	1	2:01.390	25.401	59.453	36.536	206.6	33:19.331
11	1	1:51.825	22.562	54.452	34.811	233.7	21:56.898	18	1	1:53.101	22.325	54.866	35.910	223.3	35:12.432
12	1	1:55.463	21.297	55.688	38.478	250.0	23:52.361	19	1	1:55.821	23.199	56.529	36.093	228.3	37:08.253
13	1	2:10.785	21.455	1:05.488	43.842	250.0	26:03.146	20	1	1:59.518	23.460	59.034	37.024	195.3	39:07.771
14	1	2:57.686	40.242	1:22.868	54.576	65.1	29:00.832	21	1	1:56.040	22.602	56.509	36.929	244.0	41:03.811
15	1	2:10.074	33.066	1:00.483	36.525	113.2	31:10.906	22	1	1:55.441	22.285	56.197	36.959	252.3	42:59.252
16	1	1:57.942	23.567	56.694	37.681	213.8	33:08.848	<div style="border: 1px solid black; padding: 5px;"> 53 Aston Martin DBR9 2006 1. Richard MEINS GT1B </div>							
17	1	2:02.347	27.305	58.226	36.816	182.4	35:11.195								
18	1	2:01.924	23.973	59.657	38.294	218.0	37:13.119								
19	1	2:01.850	25.514	59.749	36.587	187.3	39:14.969								
20	1	2:02.416	23.977	59.256	39.183	207.0	41:17.385								



ENDURANCE RACING LEGENDS
ESTORIL CLASSICS
RACE 2

Sector Analysis

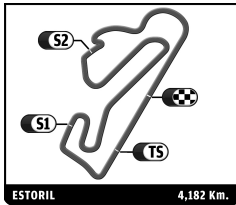
							■ Personal Best ■ Session Best ■ Crossing the finish line in pit lane								
Lap	D	Time	Sector 1	Sector 2	Sector 3	T. Spd	Elapsed	Lap	D	Time	Sector 1	Sector 2	Sector 3	T. Spd	Elapsed
11	1	2:10.830	25.350	1:03.742	41.738	168.5	27:19.332	83 Ford GT GT1 2009							
12	1	2:05.207	24.772	1:00.370	40.065	182.4	29:24.539	1.Romain BELLETESTE GT1B							
13	1	2:11.586	30.474	1:03.819	37.293	141.3	31:36.125	2.Martin O'CONNELL							
14	1	1:59.319	23.998	58.996	36.325	192.2	33:35.444	1	2	1:53.759	26.569	53.214	33.976		1:53.759
15	1	2:00.088	24.043	59.676	36.369	181.5	35:35.532	2	2	1:47.809	22.348	52.169	33.292	242.4	3:41.568
16	1	1:58.566	24.375	58.132	36.059	197.7	37:34.098	3	2	1:46.336	21.059	52.211	33.066	243.4	5:27.904
17	1	1:57.500	23.644	58.491	35.365	180.6	39:31.598	4	2	1:45.748	20.907	51.642	33.199	244.5	7:13.652
18	1	1:58.487	24.622	58.223	35.642	212.9	41:30.085	5	2	1:46.481	21.467	52.209	32.805	244.5	9:00.133
75 Porsche 997 GT3 RSR 2009							6 2 1:45.179								
1.Lee MAXTED-PAGE GT2C							7 2 1:45.695								
1	1	2:04.115	30.914	58.472	34.729		2:04.115	8 2 1:46.666							
2	1	1:52.049	22.340	55.602	34.107	247.8	3:56.164	9 2 1:47.708							
3	1	1:53.729	22.491	56.295	34.943	236.7	5:49.893	10 2 1:45.732							
4	1	1:51.613	22.462	54.610	34.541	222.8	7:41.506	11 2 1:46.001							
5	1	1:54.178	23.484	55.394	35.300	226.0	9:35.684	12 2 1:45.881							
6	1	1:50.934	22.133	54.741	34.060	239.2	11:26.618	13 2 1:54.607 B							
7	1	1:52.743	22.824	55.749	34.170	215.9	13:19.361	14 2 3:27.731							
8	1	1:51.637	22.455	54.793	34.389	247.2	15:10.998	15 2 2:27.113							
9	1	1:54.176	23.219	55.091	35.866	223.3	17:05.174	16 2 2:14.241							
10	1	2:02.072 B	22.551	55.358	44.163	226.9	19:07.246	17 2 1:50.700							
11	1	3:25.603	1:56.846	54.541	34.216		22:32.849	18 2 1:48.814							
12	1	1:51.213	21.784	53.646	35.783	248.9	24:24.062	19 2 1:47.052							
13	1	2:03.501	22.367	59.645	41.489	235.1	26:27.563	20 2 1:47.395							
14	1	2:38.196	26.106	1:18.327	53.763	173.0	29:05.759	21 2 1:45.307							
15	1	2:13.336	35.248	1:01.515	36.573	99.0	31:19.095	22 2 1:46.115							
16	1	1:53.571	23.590	55.507	34.474	230.7	33:12.666	88 Aston Martin DBR9 2006							
17	1	1:55.175	23.000	56.225	35.950	236.7	35:07.841	1.Philip KADOORIE GT1B							
18	1	1:51.647	22.241	54.501	34.905	234.6	36:59.488	1	1	1:45.108	23.385	50.116	31.607		1:45.108
19	1	1:53.565	23.065	55.238	35.262	218.9	38:53.053	2	1	1:41.915	20.296	50.002	31.617	253.5	3:27.023
20	1	1:54.645	23.083	56.204	35.358	212.9	40:47.698	3	1	1:42.379	20.234	50.023	32.122	260.7	5:09.402
21	1	1:52.981	22.228	55.653	35.100	227.9	42:40.679	4	1	1:41.904	20.462	50.020	31.422	256.4	6:51.306
76 Porsche 996 GT3-RSR 2005							5 1 1:41.438								
1.Jean-Lou RIHON GT2C							6 1 1:42.724								
2.Nick PADMORE							7 1 1:41.269								
1	1	1:58.618	28.201	55.873	34.544		1:58.618	8 1 1:41.871							
2	1	1:50.036	21.605	54.078	34.353	232.7	3:48.654	9 1 1:42.774							
3	1	1:51.059	22.193	53.920	34.946	218.9	5:39.713	10 1 1:42.260							
4	1	1:53.033	22.588	55.248	35.197	227.9	7:32.746	11 1 1:42.915							
5	1	1:52.231	22.158	55.295	34.778	231.7	9:24.977	12 1 1:51.063 B							
6	1	1:50.350	21.759	53.991	34.600	232.7	11:15.327	13 1 3:12.692							
7	1	1:50.586	21.681	54.393	34.512	233.7	13:05.913	14 1 2:03.913							
8	1	1:53.927	22.584	56.501	34.842	237.2	14:59.840	15 1 2:59.949							
9	1	1:51.589	21.698	54.352	35.539	241.8	16:51.429	16 1 2:15.130							
10	1	1:50.508	21.573	54.172	34.763	242.4	18:41.937	17 1 1:42.304							
11	1	2:00.907 B	21.779	54.658	44.470	244.0	20:42.844	18 1 1:41.055							
12	2	3:44.934	2:12.471	53.245	39.218		24:27.778	19 1 1:41.563							
13	2	2:00.961	21.987	58.556	40.418	225.1	26:28.739	20 1 1:41.475							
14	2	2:37.964	25.884	1:17.968	54.112	170.0	29:06.703	89 Porsche 997 GT3 R 2010							
15	2	2:12.469	34.635	1:01.708	36.126	102.7	31:19.172	1.Paul PHILLIPS INV							
16	2	1:48.679	22.046	52.346	34.287	232.7	33:07.851	1	1	2:10.649	32.955	1:00.720	36.974		2:10.649
17	2	1:46.608	20.844	53.085	32.679	233.2	34:54.459	2	1	1:52.490	22.067	55.371	35.052	235.7	4:03.139
18	2	1:46.333	20.991	51.882	33.460	231.2	36:40.792	3	1	1:52.468	22.157	54.944	35.367	240.8	5:55.607
19	2	1:47.929	21.377	53.273	33.279	237.2	38:28.721	4	1	1:50.949	21.603	54.360	34.986	247.2	7:46.556
20	2	1:46.498	21.150	52.306	33.042	226.9	40:15.219	5	1	1:53.045	22.359	55.599	35.087	241.3	9:39.601
21	2	1:45.704	21.149	51.652	32.903	224.2	42:00.923	6	1	1:53.848	22.147	56.187	35.514	229.3	11:33.449



ENDURANCE RACING LEGENDS
ESTORIL CLASSICS
RACE 2

Sector Analysis

Personal Best							Session Best							B Crossing the finish line in pit lane									
Lap	D	Time	Sector 1	Sector 2	Sector 3	T. Spd	Elapsed	Lap	D	Time	Sector 1	Sector 2	Sector 3	T. Spd	Elapsed	Lap	D	Time	Sector 1	Sector 2	Sector 3	T. Spd	Elapsed
90 Lola B2K/40 2002 1. Olivier HUEZ LMP2B																							
7	1	1:51.351	22.145	54.577	34.629	233.7	13:24.800	7	1	1:59.266	24.627	57.546	37.093	213.8	14:12.958								
8	1	1:52.171	21.914	55.192	35.065	241.3	15:16.971	8	1	1:59.197	24.602	57.635	36.960	212.5	16:12.155								
9	1	2:07.098 B	22.122	55.627	49.349	226.0	17:24.069	9	1	1:56.685	23.619	56.858	36.208	226.9	18:08.840								
10	1	3:25.452	1:53.886	55.718	35.848		20:49.521	10	1	1:55.237	23.364	56.269	35.604	218.9	20:04.077								
11	1	2:06.552 B			23.012	56.815	46.725	216.3	22:10.629														
12	1	3:42.908	1:53.649	1:04.556	44.703		25:53.537																
13	1	3:00.124	44.094	1:22.179	53.851	75.1	28:53.661																
14	1	2:15.558	31.009	1:03.593	40.956	128.8	31:09.219																
15	1	2:00.838	24.669	57.990	38.179	210.5	33:14.307																
16	1	1:57.812	23.650	57.331	36.831	222.4	35:07.869																
17	1	2:18.488 B	23.637	1:02.290	52.561	217.6	37:26.357																
100 Morgan Aero 8 GT3 2009 1. Roger WHITESIDE INV																							
1	1	2:14.929	34.809	1:02.680	37.440		2:14.929																
2	1	1:58.544	24.335	57.789	36.420	181.8	4:13.473																
3	1	2:00.925	24.402	1:00.096	36.427	203.2	6:14.398																
4	1	2:00.348	23.915	1:00.221	36.212	200.2	8:14.746																
5	1	2:00.969	24.785	59.893	36.291	203.5	10:15.715																
6	1	1:58.602	24.321	57.468	36.813	194.9	12:14.317																
7	1	1:58.772	24.399	58.374	35.999	213.4	14:13.089																
8	1	2:00.498	24.828	58.312	37.358	215.0	16:13.587																
9	1	2:06.742 B	23.047	57.159	46.536	208.1	18:20.329																
10	1	3:31.312	1:57.399	57.449	36.464		21:51.641																
11	1	2:02.907	23.114	57.648	42.145	212.9	23:54.548																
12	1	2:11.727	23.060	1:03.981	44.686	210.1	26:06.275																
13	1	2:56.240	38.742	1:23.119	54.379	69.2	29:02.515																
14	1	2:14.106	34.425	1:00.911	38.770	114.2	31:16.621																
15	1	2:05.068	25.644	1:02.181	37.243	200.9	33:21.689																
16	1	1:58.584	23.335	57.107	38.142	208.5	35:20.273																
17	1	1:57.267	22.863	57.782	36.622	210.9	37:17.540																
18	1	1:57.463	23.365	58.433	35.665	189.2	39:15.003																
19	1	1:58.000	23.596	58.617	35.787	215.0	41:13.003																
20	1	2:44.556	22.717	1:37.757	44.082	210.9	43:57.559																
115 Porsche 996 GT3-RSR 2006 1. Marc DEVIS 2. Mathias DEVIS GT2C																							
1	1	1:59.091	29.383	55.115	34.593		1:59.091																
2	1	1:50.532	22.613	54.123	33.796	230.7	3:49.623																
3	1	1:50.430	21.694	53.861	34.875	242.4	5:40.053																
4	1	1:49.716	21.757	53.578	34.381	250.0	7:29.769																
5	1	1:49.359	22.146	53.597	33.616	238.7	9:19.128																
6	1	1:48.991	21.999	53.164	33.828	245.6	11:08.119																
7	1	1:49.389	22.074	53.496	33.819	235.1	12:57.508																
8	1	1:49.225	21.780	53.446	33.999	245.6	14:46.733																
9	1	1:50.030	21.674	53.053	35.303	240.3	16:36.763																
10	1	1:48.877	21.607	53.364	33.906	240.8	18:25.640																
11	1	1:48.682	21.842	53.407	33.433	247.2	20:14.322																
12	1	1:58.114 B	21.771	53.696	42.647	233.2	22:12.436																
13	2	3:49.064 B	1:49.269	1:05.848	53.947		26:01.500																
159 Porsche 993 GT2 1995 1. Jean-Louis BONNET GT2A																							
1	1	2:16.839	37.244	1:02.474	37.121		2:16.839																
2	1	2:02.287	26.012	59.271	37.004	207.7	4:19.126																
3	1	1:59.861	24.376	58.959	36.526	203.5	6:18.987																
4	1	2:00.118	23.768	59.205	37.145	220.6	8:19.105																



ENDURANCE RACING LEGENDS
ESTORIL CLASSICS
RACE 2

Sector Analysis

							■ Personal Best ■ Session Best ■ Crossing the finish line in pit lane								
Lap	D	Time	Sector 1	Sector 2	Sector 3	T. Spd	Elapsed	Lap	D	Time	Sector 1	Sector 2	Sector 3	T. Spd	Elapsed
5	1	2:00.237	24.274	58.865	37.098	226.5	10:19.342	16	1	1:57.932	23.649	57.909	36.374	225.1	35:15.353
6	1	2:00.913	23.771	59.121	38.021	223.7	12:20.255	17	1	2:02.006	23.461	58.664	39.881	222.4	37:17.359
7	1	2:01.615	24.977	58.545	38.093	217.6	14:21.870	18	1	2:11.204	29.079	1:05.619	36.506	165.0	39:28.563
8	1	2:02.465	24.586	58.942	38.937	207.4	16:24.335	19	1	1:58.686	23.538	57.259	37.889	214.6	41:27.249
9	1	2:00.873	24.761	59.254	36.858	227.4	18:25.208								
10	1	2:12.183 B	24.380	58.624	49.179	209.7	20:37.391								
11	1	3:31.911	1:51.652	59.187	41.072		24:09.302								
12	1	2:15.741	24.726	1:04.159	46.856	197.0	26:25.043								
13	1	2:38.326	26.362	1:18.084	53.880	186.1	29:03.369								
14	1	2:13.828	34.909	1:01.150	37.769	111.0	31:17.197								
15	1	2:01.441	24.121	58.677	38.643	228.3	33:18.638								
16	1	1:59.840	24.359	58.525	36.956	203.9	35:18.478								
17	1	2:02.622	23.915	57.998	40.709	219.7	37:21.100								
18	1	2:04.562	25.780	1:01.074	37.708	202.4	39:25.662								
19	1	2:00.494	24.270	58.558	37.666	205.8	41:26.156								
20	1	2:04.562	25.780	1:01.074	37.708	202.4	39:25.662								
21	1	2:00.494	24.270	58.558	37.666	205.8	41:26.156								
167 Porsche 997 GT3 RSR 2008 1. Erik MARIS GT2C							964 Porsche 964 Carrera RSR 1996 1. Christophe GADAI5 INV								
1	1	2:00.919	28.987	56.734	35.198		2:00.919	1	1	2:18.539	37.553	1:03.265	37.721		2:18.539
2	1	1:51.601	22.340	54.611	34.650	247.2	3:52.520	2	1	2:02.287	24.571	59.990	37.726	222.8	4:20.826
3	1	1:50.122	21.463	54.497	34.162	253.5	5:42.642	3	1	2:00.653	24.010	59.471	37.172	211.3	6:21.479
4	1	1:50.468	21.135	54.826	34.507	254.1	7:33.110	4	1	2:02.228	24.408	1:00.537	37.283	211.7	8:23.707
5	1	1:50.816	21.194	55.494	34.128	255.8	9:23.926	5	1	2:01.373	24.619	59.822	36.932	215.0	10:25.080
6	1	1:49.315	21.095	54.076	34.144	258.2	11:13.241	6	1	2:06.455	26.926	1:00.983	38.546	221.5	12:31.535
7	1	1:49.360	21.681	53.824	33.855	254.7	13:02.601	7	1	2:02.076	25.381	59.878	36.817	192.9	14:33.611
8	1	1:49.176	21.266	53.682	34.228	254.7	14:51.777	8	1	2:14.754 B	24.562	1:01.217	48.975	209.7	16:48.365
9	1	1:50.318	21.197	54.251	34.870	258.2	16:42.095	9	1	3:35.203	1:54.952	1:01.911	38.340		20:23.568
10	1	1:48.144	21.243	53.318	33.583	252.3	18:30.239	10	1	1:59.738	23.820	59.017	36.901	216.7	22:23.306
11	1	1:50.596	21.156	54.585	34.855	255.2	20:20.835	11	1	2:07.949	24.489	59.909	43.551	211.7	24:31.255
12	1	1:56.481 B	21.676	54.027	40.778	250.6	22:17.316	12	1	2:12.517	26.438	1:04.299	41.780	197.0	26:43.772
13	1	3:44.421	1:53.231	1:06.808	44.382		26:01.737	13	1	2:25.939	26.364	1:07.255	52.320	179.1	29:09.711
14	1	2:56.612	39.034	1:22.901	54.677	75.8	28:58.349	14	1	2:16.398	36.136	1:02.374	37.888	92.2	31:26.109
15	1	2:11.817	30.907	1:02.275	38.635	141.0	31:10.166	15	1	2:03.028	25.629	59.220	38.179	188.0	33:29.137
16	1	1:49.925	22.039	53.243	34.643	241.3	33:00.091	16	1	2:01.367	23.541	1:00.330	37.496	229.3	35:30.504
17	1	1:49.030	21.151	53.627	34.252	250.0	34:49.121	17	1	2:00.189	24.068	59.012	37.109	207.7	37:30.693
18	1	1:51.592	21.132	54.182	36.278	257.0	36:40.713	18	1	2:00.796	23.903	1:00.418	36.475	209.3	39:31.489
19	1	1:49.504	21.219	53.300	34.985	252.9	38:30.217	19	1	2:01.618	25.274	59.240	37.104	216.3	41:33.107
20	1	1:49.791	21.428	54.057	34.306	251.2	40:20.008								
21	1	1:48.042	21.126	53.181	33.735	257.6	42:08.050								
311 Porsche 996 GT3-RSR 2005 1. Heiko OSTMANN GT2B															
1	1	2:51.229 B	30.223	1:25.015	55.991		2:51.229								
2	1	2:42.382	1:05.998	1:00.313	36.071		5:33.611								
3	1	1:55.805	22.610	57.438	35.757	236.2	7:29.416								
4	1	1:57.126	23.507	57.776	35.843	225.6	9:26.542								
5	1	1:54.484	22.836	56.207	35.441	236.2	11:21.026								
6	1	1:57.182	23.525	57.462	36.195	226.9	13:18.208								
7	1	1:56.762	24.235	56.490	36.037	238.7	15:14.970								
8	1	1:54.568	22.684	56.376	35.508	227.9	17:09.538								
9	1	2:02.465 B	22.824	56.585	43.056	229.8	19:12.003								
10	1	3:20.820	1:48.725	56.859	35.236		22:32.823								
11	1	1:54.947	23.127	55.108	36.712	236.7	24:27.770								
12	1	2:02.400	22.976	58.692	40.732	227.9	26:30.170								
13	1	2:37.388	25.735	1:17.902	53.751	185.4	29:07.558								
14	1	2:13.416	35.724	1:00.848	36.844	102.4	31:20.974								
15	1	1:56.447	22.627	56.901	36.919	243.4	33:17.421								