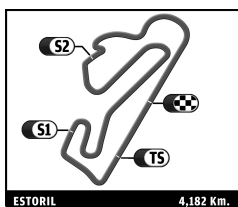


ENDURANCE RACING LEGENDS
ESTORIL CLASSICS
QUALIFYING 2

Sector Analysis

							■ Personal Best ■ Session Best ■ Crossing the finish line in pit lane								
Lap	D	Time	Sector 1	Sector 2	Sector 3	T. Spd	Elapsed	Lap	D	Time	Sector 1	Sector 2	Sector 3	T. Spd	Elapsed
5		Aston Martin DBR9 2006 1. Franz WUNDERLICH					GT1B								
1	1	2:32.975	1:01.268	56.325	35.382		2:32.975	20	2	1:37.497	18.830	48.571	30.096	274.9	49:18.083
2	1	1:44.712	21.209	51.352	32.151	225.6	4:17.687	21	2	1:46.193 B	18.826	48.342	39.025	275.6	51:04.276
3	1	1:44.242	20.839	51.102	32.301	238.2	6:01.929								
4	1	2:03.219 B	20.572	53.774	48.873	238.2	8:05.148								
5	1	5:50.304	4:22.328	52.793	35.183		13:55.452								
6	1	1:47.097	21.629	52.653	32.815	229.3	15:42.549								
7	1	1:55.925 B	21.596	52.498	41.831	231.7	17:38.474								
8	1	7:06.039 B	5:19.663	51.946	54.430		24:44.513								
9	1	4:33.207	3:09.358	50.979	32.870		29:17.720								
10	1	1:42.268	20.254	49.723	32.291	252.3	30:59.988								
11	1	1:41.844	19.949	49.856	32.039	255.2	32:41.832								
12	1	2:00.228 B	22.282	53.856	44.090	247.2	34:42.060								
8		Porsche 993 GT2 Evo 1999 1. Peter FAIRBAIRN					GT2A								
1	1	2:57.144	1:10.689	1:07.056	39.399		2:57.144								
2	1	2:00.387	23.865	58.977	37.545	218.0	4:57.531								
3	1	2:00.588	23.641	59.227	37.720	230.7	6:58.119								
4	1	2:43.798 B	28.747	1:13.105	1:01.946	224.2	9:41.917								
5	1	3:51.568	2:11.341	1:02.325	37.902		13:33.485								
6	1	2:00.020	23.649	58.649	37.722	233.7	15:33.505								
7	1	2:00.940	23.588	1:00.124	37.228	229.3	17:34.445								
8	1	1:58.906	23.607	58.512	36.787	235.1	19:33.351								
9	1	1:59.011	23.415	58.793	36.803	229.8	21:32.362								
10	1	2:00.356	23.841	59.200	37.315	226.9	23:32.718								
11	1	2:46.303 B	23.460	1:18.368	1:04.475	232.7	26:19.021								
12	1	3:37.111	1:55.916	1:03.382	37.813		29:56.132								
13	1	1:58.533	23.760	57.972	36.801	225.6	31:54.665								
14	1	2:00.973	23.889	59.340	37.744	220.6	33:55.638								
15	1	1:57.588	23.437	57.306	36.845	231.7	35:53.226								
16	1	1:58.298	23.529	57.557	37.212	226.0	37:51.524								
17	1	2:42.225 B	26.675	1:11.924	1:03.626	219.7	40:33.749								
25		MG EX264 2005 1. Mike NEWTON					LMP2B								
1	1	7:07.941	5:32.161	58.697	37.083		7:07.941								
2	1	2:43.029 B	27.928	1:07.886	1:07.215	152.7	9:50.970								
3	1	5:41.307	4:09.809	55.499	35.999		15:32.277								
4	1	1:44.969	20.042	49.153	35.774	270.2	17:17.246								
5	1	1:40.535	19.160	49.911	31.464	274.2	18:57.781								
6	1	1:43.379	20.276	51.946	31.157	264.4	20:41.160								
7	1	1:41.010	19.197	50.055	31.758	274.9	22:22.170								
8	1	1:41.413	19.289	50.216	31.908	272.2	24:03.583								
9	1	2:38.806 B	23.715	1:08.127	1:06.964	244.0	26:42.389								
10	1	2:44.635	1:17.716	53.491	33.428		29:27.024								
11	1	1:42.825	19.402	52.162	31.261	274.2	31:09.849								
12	1	1:43.309	20.980	50.143	32.186	273.6	32:53.158								
13	1	1:39.651	19.353	49.088	31.210	274.2	34:32.809								
14	1	1:39.234	18.836	49.112	31.286	274.9	36:12.043								
15	1	1:46.346	22.447	51.900	31.999	195.6	37:58.389								
16	1	2:37.979 B	20.447	1:14.407	1:03.125	273.6	40:36.368								
17	1	5:49.922	4:20.539	53.965	35.418		46:26.290								
18	1	1:49.183	21.020	56.392	31.771	268.9	48:15.473								
19	1	1:54.618 B	19.232	50.386	45.000	272.2	50:10.091								
29		Porsche 996 GT3-RSR 2006 1. Christian TRABER					GT2C								
1	1	3:30.914	1:48.484	1:03.481	38.949		3:30.914								
2	1	1:58.799	25.224	56.622	36.953	191.5	5:29.713								
3	1	2:03.816 B	22.277	56.665	44.874	211.3	7:33.529								
4	1	5:25.176	3:54.396	55.942	34.838		12:58.705								
5	1	1:45.722	21.226	51.511	32.985	224.2	14:44.427								
6	1	1:46.946	21.281	52.740	32.925	232.7	16:31.373								
7	1	1:45.704	20.702	52.342	32.660	247.2	18:17.077								
8	1	2:01.469 B	22.746	54.477	44.246	231.2	20:18.546								
9	1	8:50.375	7:21.929	53.983	34.463		29:08.921								
10	1	1:46.066	20.779	51.809	33.478	251.8	30:54.987								
11	1	1:46.769	21.005	52.041	33.723	247.8	32:41.756								
12	1	1:54.547	22.883	55.764	35.900	247.2	34:36.303								
13	1	1:45.994	20.798	51.585	33.611	252.3	36:22.297								
14	1	1:45.215	20.852	51.702	32.661	244.5	38:07.512								
15	1	2:40.441 B	25.952	1:10.733	1:03.756	205.4	40:47.953								
35		Porsche 993 GT2 Evo 1999 1. Paul MCLEAN					GT2A								
1	1	20:53.269	...	1:01.331	36.987		20:53.269								
2	1	1:54.141	23.979	55.610	34.552	198.8	22:47.410								
3	1	2:06.971 B	21.775	53.144	52.052	247.8	24:54.381								
4	1	4:55.776	3:24.112	57.564	34.100		29:50.157								
5	1	1:50.088	20.930	54.609	34.549	265.7	31:40.245								
6	1	1:48.406	21.427	53.028	33.951	261.3	33:28.651								
7	1	2:13.106 B	22.993	59.122	50.991	224.6	35:41.757								
8	1	3:58.279 B	1:56.702	1:04.470	57.107		39:40.036								
38		Porsche 997 GT3 RSR 2009 1. Dominique GUENAT					GT2C								
1	1	2:19.331	45.015	59.272	35.044		2:19.331								



ENDURANCE RACING LEGENDS
ESTORIL CLASSICS
QUALIFYING 2

Sector Analysis

Personal Best Session Best B Crossing the finish line in pit lane

Lap	D	Time	Sector 1	Sector 2	Sector 3	T. Spd	Elapsed	Lap	D	Time	Sector 1	Sector 2	Sector 3	T. Spd	Elapsed		
2	1	1:49.670	22.421	53.742	33.507	198.4	4:09.001	8	1	1:42.707	19.789	50.830	32.088	271.5	18:36.593		
3	1	1:53.134	21.938	56.359	34.837	214.6	6:02.135	9	1	1:43.518	19.952	51.517	32.049	265.7	20:20.111		
4	1	2:15.014	B	21.948	55.821	57.245	217.1	8:17.149	10	1	1:46.548	20.258	52.066	34.224	260.0	22:06.659	
5	1	5:43.689	4:11.871	56.729	35.089		14:00.838	11	1	1:42.759	20.882	49.972	31.905	247.2	23:49.418		
6	1	1:55.296	22.421	56.105	36.770	224.2	15:56.134	12	1	2:40.306	B	21.049	1:11.183	1:08.074	260.7	26:29.724	
7	1	1:50.301	21.947	54.176	34.178	235.7	17:46.435	13	1	4:43.383	3:16.500	54.187	32.696		31:13.107		
8	1	1:49.749	21.838	54.009	33.902	235.7	19:36.184	14	1	1:48.214	20.115	54.569	33.530	265.7	33:01.321		
9	1	1:49.615	21.520	54.301	33.794	235.1	21:25.799	15	1	1:42.932	19.995	50.652	32.285	267.0	34:44.253		
10	1	1:59.593	B	21.791	54.009	43.793	225.1	23:25.392	16	1	1:54.533	B	19.948	51.352	43.233	270.2	36:38.786
11	1	6:43.104	5:10.502	58.113	34.489		30:08.496										
12	1	1:49.574	21.896	53.615	34.063	233.7	31:58.070										
13	1	1:54.530	21.733	57.375	35.422	225.6	33:52.600										
14	1	1:53.435	22.005	56.197	35.233	218.0	35:46.035										
15	1	1:48.107	21.556	53.179	33.372	227.4	37:34.142										
16	1	6:41.861	B		1:06.668	240.3	44:16.003										

40 Ford GT GT1 2010
1. Philippe SCEMAMA GT1B

1	1	2:09.852	37.978	56.727	35.147		2:09.852	
2	1	1:59.335	B	22.694	54.504	42.137	206.6	4:09.187
3	1	9:38.235	8:02.596	58.839	36.800			13:47.422
4	1	1:49.707	21.760	53.792	34.155	226.5	15:37.129	
5	1	1:48.832	21.426	54.426	32.980	242.4	17:25.961	
6	1	1:58.692	B	20.964	52.923	44.805	236.7	19:24.653
7	1	10:29.668	8:59.491	54.819	35.358			29:54.321
8	1	1:49.570	22.501	52.101	34.968	233.7	31:43.891	
9	1	2:24.114	B	26.976	1:05.339	51.799	161.1	34:08.005

50 Porsche 996 Biturbo 2006
1. Michael FÖVÉNY GT1B
2. Stefan ROITMAYER

1	1	3:47.604	B	1:47.819	1:09.706	50.079		3:47.604
2	1	3:08.991	1:31.365	59.383	38.243			6:56.595
3	1	2:37.220	B	27.368	1:12.800	57.052	212.5	9:33.815
4	1	3:44.106	2:06.730	59.375	38.001			13:17.921
5	1	2:00.761	24.451	58.814	37.496	193.9	15:18.682	
6	1	1:59.372	23.364	58.394	37.614	213.8	17:18.054	
7	1	1:57.791	23.602	56.659	37.530	230.7	19:15.845	
8	1	2:06.208	B	23.610	57.949	44.649	222.4	21:22.053
9	2	5:14.342	B	2:56.154	1:05.054	1:13.134		26:36.395
10	2	2:52.623	1:22.961	55.411	34.251			29:29.018
11	2	1:44.800	21.008	50.730	33.062	236.2	31:13.818	
12	2	1:44.430	20.638	51.410	32.382	255.2	32:58.248	
13	2	1:42.616	20.699	49.795	32.122	260.0	34:40.864	
14	2	1:42.654	20.495	50.059	32.100	250.6	36:23.518	
15	2	2:06.194	B	20.473	58.263	47.458	255.8	38:29.712
16	2	8:08.312	6:33.760	59.465	35.087			46:38.024
17	2	2:03.451	B	21.200	52.166	50.085	252.9	48:41.475

53 Aston Martin DBR9 2006
1. Richard MEINS GT1B

1	1	2:33.659	55.440	1:01.986	36.233		2:33.659	
2	1	1:51.850	23.269	54.847	33.734	232.7	4:25.509	
3	1	1:44.214	20.266	51.260	32.688	267.0	6:09.723	
4	1	2:09.989	B	20.714	52.944	56.331	243.4	8:19.712
5	1	5:08.182	3:39.894	55.270	33.018			13:27.894
6	1	1:43.353	20.095	50.673	32.585	266.3	15:11.247	
7	1	1:42.639	20.086	50.392	32.161	267.6	16:53.886	

60 Kellor K11 / Chevron 871 1998
1. Marc JULLY LMP1A

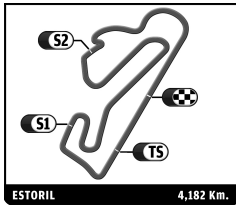
1	1	3:02.833	1:25.007	59.039	38.787		3:02.833	
2	1	1:50.217	23.216	53.321	33.680	208.9	4:53.050	
3	1	1:46.593	20.420	52.076	34.097	255.2	6:39.643	
4	1	2:32.941	B	21.329	1:11.882	59.730	245.1	9:12.584
5	1	4:05.165	2:36.563	52.562	36.040			13:17.749
6	1	1:45.808	21.152	52.106	32.550	244.0	15:03.557	
7	1	1:45.372	21.192	51.531	32.649	237.2	16:48.929	
8	1	1:44.369	20.361	50.928	33.080	254.1	18:33.298	
9	1	1:52.861	20.474	53.152	39.235	255.2	20:26.159	
10	1	2:18.765	B	21.928	1:03.759	53.078	223.3	22:44.924
11	1	10:10.490	B	8:23.929	57.736	48.825		32:55.414
12	1	5:03.395	3:28.933	59.041	35.421			37:58.809
13	1	2:39.698	B	22.727	1:14.283	1:02.688	237.7	40:38.507
14	1	8:54.611	7:14.373	1:03.091	37.147			49:33.118
15	1	1:52.697	23.011	54.855	34.831	226.0	51:25.815	
16	1	1:49.524	21.512	54.091	33.921	238.2	53:15.339	

63 Chevrolet Corvette C6 ZR1 2010
1. John EMBERSON GT2C
2. Nigel GREENSALL

1	1	2:37.095	1:00.795	58.387	37.913		2:37.095	
2	1	1:52.179	22.600	55.455	34.124	194.6	4:29.274	
3	1	1:48.929	21.960	53.156	33.813	209.7	6:18.203	
4	1	4:39.939	B	21.436	3:26.318	52.185	214.6	10:58.142
5	1	7:11.517	5:39.834	56.898	34.785			18:09.659
6	1	1:54.330	22.733	56.210	35.387	214.2	20:03.989	
7	1	1:49.379	22.233	53.306	33.840	202.8	21:53.368	
8	1	1:47.972	21.707	52.816	33.449	230.7	23:41.340	
9	1	2:46.288	B	21.951	1:16.851	1:07.486	229.8	26:27.628
10	1	2:50.170	1:20.460	54.771	34.939			29:17.798
11	1	1:48.557	22.059	53.457	33.041	223.7	31:06.355	
12	1	1:47.017	21.429	52.485	33.103	221.0	32:53.372	
13	1	1:48.427	21.381	52.945	34.101	231.2	34:41.799	
14	1	1:48.455	21.543	53.284	33.628	232.2	36:30.254	
15	1	2:02.702	B	21.845	55.982	44.875	212.1	38:32.956
16	2	7:57.668	6:27.984	56.449	33.235			46:30.624
17	2	1:48.044	21.262	54.131	32.651	226.0	48:18.668	
18	2	1:43.931	20.732	51.027	32.172	242.9	50:02.599	
19	2	1:43.643	20.705	50.985	31.953	241.3	51:46.242	
20	2	1:43.836	20.994	50.809	32.033	242.9	53:30.078	

71 Porsche 996 GT3-RS 2006
1. Fernando ESPIRITO SANTO GT2C
2. Ricardo BRAVO

1	2	3:21.767	1:41.272	1:02.868	37.627		3:21.767
2	2	1:50.458	22.250	54.943	33.265	215.4	5:12.225
3	2	1:47.464	20.958	54.016	32.490	254.1	6:59.689



ENDURANCE RACING LEGENDS
ESTORIL CLASSICS
QUALIFYING 2

Sector Analysis

Personal Best Session Best B Crossing the finish line in pit lane

Lap	D	Time	Sector 1	Sector 2	Sector 3	T. Spd	Elapsed	Lap	D	Time	Sector 1	Sector 2	Sector 3	T. Spd	Elapsed		
4	2	2:47.914	B	28.558	1:13.647	1:05.709	244.0	9:47.603	1	1	2:15.142	41.744	58.173	35.225	2:15.142		
5	2	3:14.725		1:45.763	55.184	33.778		13:02.328	2	1	1:49.655	21.953	53.732	33.970	239.7	4:04.797	
6	2	1:43.248		20.523	50.804	31.921	259.4	14:45.576	3	1	1:52.401	22.162	54.208	36.031	219.3	5:57.198	
7	2	1:44.348		20.399	51.433	32.516	257.0	16:29.924	4	1	2:15.650	B	22.451	57.310	55.889	222.8	8:12.848
8	2	1:52.786	B	20.534	51.015	41.237	257.0	18:22.710	5	1	6:02.071	4:28.229	59.030	34.812		14:14.919	
9	1	4:51.944		3:17.763	57.960	36.221		23:14.654	6	1	1:50.724		21.508	55.417	33.799	231.2	16:05.643
10	1	2:28.448	B	22.169	1:05.034	1:01.245	237.2	25:43.102	7	1	1:51.624	22.657	54.423	34.544	218.4	17:57.267	
11	1	4:52.605		3:07.661	1:06.526	38.418		30:35.707	8	1	1:48.612	21.928	53.199	33.485	225.1	19:45.879	
12	1	1:55.705		26.531	54.594	34.580	238.2	32:31.412	9	1	1:49.595	22.679	53.312	33.604	215.9	21:35.474	
13	1	1:49.897		21.858	54.179	33.860	232.2	34:21.309	10	1	1:49.290	21.597	54.148	33.545	226.0	23:24.764	
14	1	1:50.996		22.237	54.598	34.161	220.2	36:12.305	11	1	3:39.723	B	1:28.438	1:10.304	1:00.981	224.6	27:04.487
15	1	1:53.984		24.823	54.627	34.534	211.7	38:06.289	12	1	7:07.532	5:34.653	58.485	34.394		34:12.019	
16	1	2:36.407	B	23.764	1:09.752	1:02.891	224.2	40:42.696	13	1	1:48.699	21.673	53.685	33.341	231.7	36:00.718	
17	1	6:16.270		4:28.516	1:07.371	40.383		46:58.966	14	1	1:49.019	21.600	52.934	34.485	234.2	37:49.737	
18	1	2:15.916	B	23.443	1:04.229	48.244	214.2	49:14.882	15	1	2:29.322	B	22.517	1:01.996	1:04.809	231.2	40:19.059

73 Porsche 993 GT2 Evo 1999
1. Guenther SCHINDLER GT2A

1	1	3:58.189		2:19.604	1:01.870	36.715		3:58.189
2	1	1:57.931		24.171	56.716	37.044	176.8	5:56.120
3	1	2:19.568	B	23.145	59.544	56.879	215.4	8:15.688
4	1	4:55.486		3:22.574	57.116	35.796		13:11.174
5	1	1:56.857		23.160	57.899	35.798	211.7	15:08.031
6	1	1:55.102		22.831	57.273	34.998	230.2	17:03.133
7	1	1:55.593		23.053	56.481	36.059	233.2	18:58.726
8	1	1:54.340		23.029	56.269	35.042	233.7	20:53.066
9	1	2:03.208	B	22.605	56.658	43.945	231.2	22:56.274
10	1	6:30.871		4:58.650	56.780	35.441		29:27.145
11	1	1:56.105		23.678	57.397	35.030	234.2	31:23.250
12	1	1:55.874		23.237	57.434	35.203	231.2	33:19.124
13	1	1:56.704		23.025	56.890	36.789	227.9	35:15.828
14	1	2:10.473	B	22.934	58.885	48.654	232.2	37:26.301

74 Porsche 996 Biturbo 2002
1. Pierre AVIRON-VIOLET GT1B
2. Jean-Marie BELLETESTE

1	1	2:33.464		47.476	1:06.641	39.347		2:33.464
2	1	2:03.545		25.273	1:00.601	37.671	179.4	4:37.009
3	1	2:03.974		24.878	1:00.331	38.765	183.3	6:40.983
4	1	2:39.618	B	25.799	1:10.099	1:03.720	178.8	9:20.601
5	1	4:35.248		2:52.158	1:04.690	38.400		13:55.849
6	1	2:03.025		25.417	1:00.448	37.160	199.5	15:58.874
7	1	2:03.511		24.315	1:00.921	38.275	182.1	18:02.385
8	1	2:00.928		24.835	59.153	36.940	200.9	20:03.313
9	1	2:00.586		24.797	59.082	36.707	178.0	22:03.899
10	1	2:01.096		24.686	59.209	37.201	181.5	24:04.995
11	1	2:44.182	B	28.338	1:08.466	1:07.378	173.8	26:49.177
12	1	2:54.715		1:15.594	1:02.240	36.881		29:43.892
13	1	2:00.420		24.630	58.550	37.240	188.0	31:44.312
14	1	2:03.532		24.628	1:01.112	37.792	175.2	33:47.844
15	1	2:01.434		25.078	59.839	36.517	176.5	35:49.278
16	1	2:00.820		25.077	58.843	36.900	197.0	37:50.098
17	1	2:37.591	B	25.726	1:11.158	1:00.707	183.9	40:27.689
18	1	6:29.010		4:41.489	1:07.964	39.557		46:56.699
19	1	2:35.565	B	27.446	1:11.751	56.368	186.7	49:32.264

75 Porsche 997 GT3 RSR 2009
1. Lee MAXTED-PAGE GT2C

76 Porsche 996 GT3-RSR 2005
1. Jean-Lou RIHON GT2C
2. Nick PADMORE

1	1	2:19.350						2:19.350
2	1	1:46.410						4:05.760
3	1	1:47.783						5:53.543
4	1	7:04.188						12:57.731
5	1	1:44.235						14:41.966
6	1	1:44.635						16:26.601
7	1	1:44.585						18:11.186
8	1	7:33.711	B					25:44.897
9	1	3:32.773						29:17.670
10	1	1:50.743						31:08.413
11	1	1:54.831						33:03.244
12	1	1:49.833						34:53.077
13	1	1:50.683						36:43.760
14	1	1:50.532						38:34.292
15	1	2:41.708	B					41:16.000
16	1	5:10.961						46:26.961
17	1	2:15.150	B					48:42.111

83 Ford GT GT1 2009
1. Romain BELLETESTE GT1B
2. Martin O'CONNELL

1	1	3:15.365		1:26.134	1:07.477	41.754		3:15.365
2	1	2:11.358		26.119	1:06.578	38.661	178.8	5:26.723
3	1	2:12.814	B	24.227	58.514	50.073	196.0	7:39.537
4	1	6:03.552		4:27.028	59.664	36.860		13:43.089
5	1	1:54.365		23.062	55.656	35.647	207.0	15:37.454
6	1	1:54.232		22.719	55.533	35.980	213.4	17:31.686
7	1	2:05.739	B	25.141	56.261	44.337	219.7	19:37.425
8	2	5:44.655	B	3:34.347	1:06.219	1:04.089		25:22.080
9	2	4:17.109		2:48.004	55.126	33.979		29:39.189
10	2	1:47.179		21.504	52.379	33.296	234.6	31:26.368
11	2	1:46.603		21.077	52.613	32.913	242.4	33:12.971
12	2	1:44.534		20.886	50.999	32.649	242.9	34:57.505
13	2	1:54.659		23.644	55.201	35.814	243.4	36:52.164
14	2	2:01.018	B	21.096	50.818	49.104	241.8	38:53.182

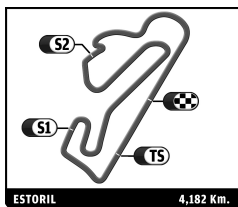


ENDURANCE RACING LEGENDS ESTORIL CLASSICS QUALIFYING 2

Sector Analysis

Personal Best Session Best B Crossing the finish line in pit lane

Main table with columns: Lap, D, Time, Sector 1, Sector 2, Sector 3, T. Spd, Elapsed. Contains data for drivers 88, 89, 90, 92, 97, 99, 100, 115.



ENDURANCE RACING LEGENDS
ESTORIL CLASSICS
QUALIFYING 2

Sector Analysis

Personal Best Session Best B Crossing the finish line in pit lane

Lap	D	Time	Sector 1	Sector 2	Sector 3	T. Spd	Elapsed	Lap	D	Time	Sector 1	Sector 2	Sector 3	T. Spd	Elapsed
159 Porsche 993 GT2 1995 1. Jean-Louis BONNET GT2A															
1	1	3:14.806	1:28.491	1:06.458	39.857		3:14.806								
2	1	2:08.395	26.472	1:03.195	38.728	192.2	5:23.201								
3	1	2:25.650	26.008	1:02.398	57.244	204.7	7:48.851								
4	1	6:01.780	4:19.460	1:03.714	38.606		13:50.631								
5	1	2:05.480	25.230	1:02.313	37.937	214.6	15:56.111								
6	1	2:05.410	25.105	1:01.440	38.865	202.8	18:01.521								
7	1	2:07.194	26.569	1:02.258	38.367	223.3	20:08.715								
8	1	2:06.365	25.828	1:02.586	37.951	218.0	22:15.080								
9	1	2:22.586	26.071	1:00.588	55.927	183.9	24:37.666								
10	1	5:27.395	3:46.013	1:02.179	39.203		30:05.061								
11	1	2:24.245	28.950	1:03.600	51.695	196.3	32:29.306								
12	1	2:48.941	1:07.697	1:01.751	39.493		35:18.247								
13	1	2:04.649	25.357	1:00.799	38.493	187.6	37:22.896								
14	1	2:26.904	25.395	1:04.562	56.947	202.0	39:49.800								
15	1	7:34.478	5:38.537	1:15.381	40.560		47:24.278								
16	1	2:12.377	26.456	1:06.535	39.386	194.6	49:36.655								
17	1	2:06.316	25.648	1:01.796	38.872	199.5	51:42.971								
18	1	2:06.243	26.064	1:01.661	38.518	181.8	53:49.214								
190 Ferrari F430 GTC Evo 2009 1. Pierre EHRET GT2C															
1	1	3:34.469	1:59.117	59.093	36.259		3:34.469								
2	1	1:51.543	22.368	54.400	34.775	228.8	5:26.012								
3	1	1:55.438	21.510	52.798	41.130	247.8	7:21.450								
4	1	6:13.597	4:44.317	55.084	34.196		13:35.047								
5	1	1:47.990	22.232	52.695	33.063	237.2	15:23.037								
6	1	1:46.507	20.882	52.727	32.898	252.9	17:09.544								
7	1	1:47.282	21.468	52.438	33.376	257.0	18:56.826								
8	1	1:46.796	21.077	52.904	32.815	253.5	20:43.622								
9	1	1:46.668	21.244	51.867	33.557	256.4	22:30.290								
10	1	2:08.587	20.984	52.450	55.153	255.8	24:38.877								
11	1	4:53.830	3:24.239	55.104	34.487		29:32.707								
12	1	1:47.227	21.516	52.658	33.053	240.8	31:19.934								
13	1	1:44.763	20.686	51.669	32.408	254.7	33:04.697								
14	1	1:44.486	20.714	51.353	32.419	252.3	34:49.183								
15	1	1:45.198	21.124	51.588	32.486	257.6	36:34.381								
16	1	1:45.424	20.734	51.611	33.079	242.9	38:19.805								
17	1	2:31.626	21.502	1:04.699	1:05.425	254.1	40:51.431								
18	1	7:30.835	5:58.665	57.904	34.266		48:22.266								
19	1	1:48.896	21.559	54.051	33.286	250.0	50:11.162								
20	1	1:45.657	20.878	52.142	32.637	252.9	51:56.819								
311 Porsche 996 GT3-RSR 2005 1. Heiko OSTMANN GT2B															
1	1	19:43.889	...	1:07.441	39.083		19:43.889								
2	1	1:57.893	26.006	56.671	35.216	200.2	21:41.782								
3	1	1:53.479	22.724	55.489	35.266	232.2	23:35.261								
4	1	2:47.424	22.936	1:18.975	1:05.513	238.2	26:22.685								
5	1	3:30.711	1:53.445	1:01.099	36.167		29:53.396								
6	1	1:54.623	24.000	55.351	35.272	244.0	31:48.019								
7	1	1:53.488	22.964	55.231	35.293	219.7	33:41.507								
8	1	1:52.409	22.304	54.697	35.408	234.2	35:33.916								
9	1	1:52.234	22.693	54.277	35.264	227.4	37:26.150								
10	1	2:42.755	25.426	1:15.275	1:02.054	206.6	40:08.905								
964 Porsche 964 Carrera RSR 1996 1. Christophe GADAIS INV															
1	1	3:22.863	1:34.400	1:07.198	41.265		3:22.863								
2	1	2:07.144	25.850	1:02.187	39.107	192.5	5:30.007								
3	1	2:23.530	25.444	1:02.196	55.890	181.2	7:53.537								
4	1	6:05.852	4:23.236	1:02.844	39.772		13:59.389								
5	1	2:03.482	25.125	1:00.537	37.820	206.6	16:02.871								
6	1	2:04.949	25.470	1:01.992	37.487	212.5	18:07.820								
7	1	2:02.482	24.590	1:00.381	37.511	220.6	20:10.302								
8	1	2:01.013	24.318	59.761	36.934	207.0	22:11.315								
9	1	2:01.405	24.272	59.999	37.134	209.7	24:12.720								
10	1	2:50.686	29.765	1:19.413	1:01.508	160.2	27:03.406								
11	1	3:11.856	1:27.752	1:05.845	38.259		30:15.262								
12	1	2:02.793	24.348	59.039	39.406	198.1	32:18.055								
13	1	2:06.136	28.535	1:00.109	37.492	210.1	34:24.191								
14	1	1:59.778	23.823	58.594	37.361	215.4	36:23.969								
15	1	2:04.202	24.541	1:01.677	37.984	208.1	38:28.171								
16	1	2:43.662	27.080	1:16.398	1:00.184	200.6	41:11.833								
167 Porsche 997 GT3 RSR 2008 1. Erik MARIS GT2C															
1	1	2:33.259	54.811	59.955	38.493		2:33.259								
2	1	1:49.654	22.344	53.367	33.943	234.6	4:22.913								
3	1	1:46.084	21.086	52.090	32.908	251.2	6:08.997								
4	1	2:26.696	24.944	1:07.137	54.615	225.1	8:35.693								
5	1	5:19.602	3:46.182	57.118	36.302		13:55.295								
6	1	1:47.577	21.389	52.600	33.588	251.8	15:42.872								
7	1	1:59.043	24.229	59.970	34.844	225.6	17:41.915								
8	1	2:01.234	25.700	59.334	36.200	258.2	19:43.149								
9	1	1:47.652	21.375	52.283	33.994	247.2	21:30.801								
10	1	2:11.146	24.657	59.420	47.069	226.5	23:41.947								
11	1	13:27.836	...	54.939	34.609		37:09.783								
12	1	2:54.377	20.744	1:34.096	59.537	257.0	40:04.160								
13	1	6:38.472	5:05.187	56.287	36.998		46:42.632								
14	1	1:52.969	21.213	56.700	35.056	249.5	48:35.601								
15	1	1:47.032	20.720	53.328	32.984	256.4	50:22.633								
16	1	2:23.687	25.634	1:06.022	52.031	213.4	52:46.320								