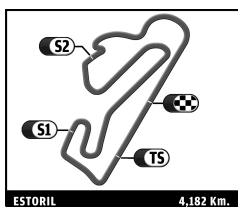


2.0L CUP
ESTORIL CLASSICS
PRIVATE PRACTICE

Sector Analysis

Personal Best Session Best B Crossing the finish line in pit lane

Lap	D	Time	Sector 1	Sector 2	Sector 3	T. Spd	Elapsed	Lap	D	Time	Sector 1	Sector 2	Sector 3	T. Spd	Elapsed	
2		Porsche 911 2.0L 1. Marc SYDOW						GTL								
1	1	3:32.990	1:24.591	1:20.102	48.297		3:32.990									
2	1	2:46.936	B 30.409	1:13.813	1:02.714	162.1	6:19.926									
3	1	7:28.220	5:28.783	1:12.305	47.132		13:48.146									
4	1	2:26.783	29.838	1:10.198	46.747	150.4	16:14.929									
5	1	2:23.462	28.543	1:09.848	45.071	180.9	18:38.391									
6	1	2:50.052	B 30.747	1:13.738	1:05.567	152.0	21:28.443									
7	1	4:13.751	2:16.847	1:10.462	46.442		25:42.194									
8	1	2:24.606	29.207	1:09.683	45.716	155.2	28:06.800									
9	1	2:25.575	29.025	1:08.967	47.583	174.3	30:32.375									
10	1	2:21.195	28.181	1:09.145	43.869	188.9	32:53.570									
11	1	2:22.804	29.175	1:10.012	43.617	187.3	35:16.374									
12	1	2:21.350	27.464	1:09.925	43.961	190.6	37:37.724									
13	1	2:20.517	28.460	1:08.546	43.511	188.6	39:58.241									
14	1	2:19.687	28.415	1:07.696	43.576	178.5	42:17.928									
5		Porsche 911 2.0L 1. Dirk PETERS						GTL								
1	1	3:26.021	1:13.118	1:21.132	51.771		3:26.021									
2	1	2:36.060	31.098	1:17.729	47.233	178.3	6:02.081									
3	1	2:32.711	31.022	1:13.689	48.000	176.3	8:34.792									
4	1	2:31.064	32.861	1:12.399	45.804	152.9	11:05.856									
5	1	2:26.139	29.096	1:11.904	45.139	178.3	13:31.995									
6	1	2:54.819	B 33.435	1:17.780	1:03.604	126.5	16:26.814									
7	1	4:45.107	2:42.060	1:16.154	46.893		21:11.921									
8	1	2:26.195	30.219	1:10.763	45.213	167.7	23:38.116									
9	1	2:38.512	30.736	1:12.139	55.637	159.9	26:16.628									
10	1	2:29.027	30.820	1:12.300	45.907	157.0	28:45.655									
11	1	2:25.073	29.260	1:09.714	46.099	181.8	31:10.728									
12	1	2:26.441	30.329	1:10.276	45.836	145.0	33:37.169									
13	1	2:24.755	28.941	1:09.831	45.983	191.9	36:01.924									
14	1	2:33.739	32.457	1:13.985	47.297	126.6	38:35.663									
15	1	2:54.048	B 34.345	1:15.783	1:03.920	116.1	41:29.711									
19		Porsche 911 2.0L 1. Jose Ruben ZANCHETTA 2. James TURNER						GTL								
1	2	2:32.548	49.249	1:03.509	39.790		2:32.548									
2	2	2:07.845	25.806	1:02.228	39.811	200.9	4:40.393									
3	2	2:07.607	25.431	1:02.388	39.788	207.0	6:48.000									
4	2	2:18.617	B 25.300	1:02.597	50.720	201.3	9:06.617									
5	1	6:00.563	4:11.389	1:06.942	42.232		15:07.180									
6	1	2:13.291	26.578	1:05.125	41.588	201.7	17:20.471									
7	1	2:17.390	27.848	1:06.395	43.147	199.1	19:37.861									
8	1	2:14.161	26.344	1:06.076	41.741	203.9	21:52.022									
9	1	2:12.163	26.411	1:04.414	41.338	201.3	24:04.185									
10	1	2:12.029	26.314	1:04.148	41.567	203.5	26:16.214									
11	1	2:15.412	26.575	1:05.102	43.735	201.7	28:31.626									
12	1	2:16.037	27.306	1:07.424	41.307	205.0	30:47.663									
13	1	2:44.823	54.759	1:07.450	42.614	205.8	33:32.486									
14	1	2:11.141	26.171	1:03.891	41.079	202.0	35:43.627									
15	1	2:12.879	26.124	1:05.478	41.277	201.7	37:56.506									
16	1	2:14.551	26.620	1:05.689	42.242	198.8	40:11.057									
27		Porsche 911 2.0L 1. Stephen EDWARDS 2. Matt NEAL						GTL-EI								
1	1	2:32.428	44.837	1:06.152	41.439		2:32.428									
2	1	2:10.452	26.981	1:03.128	40.343	192.9	4:42.880									
3	1	2:08.501	25.404	1:02.884	40.213	208.5	6:51.381									
4	1	2:12.684	28.940	1:02.975	40.769	209.7	9:04.065									
5	1	2:08.641	25.706	1:02.774	40.161	208.1	11:12.706									
6	1	2:10.346	26.396	1:03.253	40.697	208.5	13:23.052									
7	1	2:22.083	B 26.641	1:03.501	51.941	190.6	15:45.135									
8	1	5:00.266	3:13.321	1:05.420	41.525		20:45.401									
9	1	2:11.494	26.671	1:04.161	40.662	193.9	22:56.895									
10	1	2:10.479	26.244	1:04.051	40.184	203.2	25:07.374									
11	1	2:10.583	25.749	1:04.113	40.721	203.9	27:17.957									
12	1	2:10.180	25.873	1:03.796	40.511	201.3	29:28.137									
13	1	2:10.081	25.792	1:03.636	40.653	199.5	31:38.218									
14	1	2:24.667	39.878	1:04.174	40.615	206.6	34:02.885									
15	1	2:11.336	25.602	1:05.108	40.626	205.0	36:14.221									
16	1	2:10.729	25.597	1:04.444	40.688	204.7	38:24.950									
17	1	2:11.249	25.875	1:04.741	40.633	203.5	40:36.199									
35		Porsche 911 2.0L 1. Frédéric DI EGIDIO						GTL								
1	1	2:53.412	1:00.387	1:10.133	42.892		2:53.412									
2	1	2:13.281	26.941	1:05.487	40.853	199.1	5:06.693									
3	1	2:15.086	26.579	1:06.304	42.203	202.8	7:21.779									
4	1	2:14.241	26.485	1:05.997	41.759	190.2	9:36.020									
5	1	2:13.459	26.442	1:05.024	41.993	202.0	11:49.479									
6	1	2:12.904	25.842	1:05.544	41.518	205.4	14:02.383									
7	1	2:27.953	B 26.401	1:06.434	55.118	203.5	16:30.336									
8	1	3:51.121	2:05.316	1:04.546	41.259		20:21.457									
9	1	2:12.940	26.412	1:04.854	41.674	204.7	22:34.397									
10	1	2:12.799	26.190	1:05.161	41.448	203.5	24:47.196									
11	1	2:12.611	26.238	1:05.091	41.282	198.1	26:59.807									
12	1	2:12.496	26.639	1:04.132	41.725	200.6	29:12.303									
13	1	2:11.920	26.476	1:04.051	41.393	196.0	31:24.223									
14	1	2:11.924	26.116	1:04.156	41.652	199.9	33:36.147									
15	1	2:10.986	25.627	1:04.008	41.351	207.4	35:47.133									

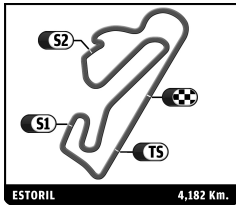


2.0L CUP
ESTORIL CLASSICS
PRIVATE PRACTICE

Sector Analysis

Personal Best Session Best B Crossing the finish line in pit lane

Lap	D	Time	Sector 1	Sector 2	Sector 3	T. Spd	Elapsed	Lap	D	Time	Sector 1	Sector 2	Sector 3	T. Spd	Elapsed
16	1	2:11.145	25.746	1:03.913	41.486	208.1	37:58.278								
17	1	2:13.566	25.645	1:05.240	42.681	205.4	40:11.844								
53		Porsche 911 2.0L 1.Christian COLL GTL													
1	1	22:38.109			41.273		22:38.109								
2	1	2:10.117	25.867	1:03.780	40.470	203.9	24:48.226								
3	1	2:10.138			40.713	199.1	26:58.364								
4	1	2:09.685			40.443	200.9	29:08.049								
5	1	2:17.666	B 25.831	1:04.114	47.721	198.4	31:25.715								
6	1	4:00.612	2:15.063	1:04.927	40.622		35:26.327								
7	1	2:10.499	25.412	1:04.106	40.981	205.0	37:36.826								
8	1	2:10.335	25.890	1:03.622	40.823	200.6	39:47.161								
9	1	2:24.517	B 26.659	1:05.019	52.839	203.5	42:11.678								
55		Porsche 911 2.0L 1.Philippe de CRAENE GTL													
1	1	2:41.520	52.310	1:08.065	41.145		2:41.520								
2	1	2:12.814	27.013	1:04.498	41.303	180.6	4:54.334								
3	1	2:12.714	27.164	1:04.505	41.045	178.8	7:07.048								
4	1	2:21.593	B 26.872	1:03.859	50.862	181.8	9:28.641								
5	1	3:36.725	1:51.049	1:05.165	40.511		13:05.366								
6	1	2:11.955	26.406	1:05.164	40.385	202.0	15:17.321								
7	1	2:11.328	26.455	1:03.943	40.930	197.0	17:28.649								
8	1	2:11.848	25.996	1:04.717	41.135	198.4	19:40.497								
9	1	2:12.670	26.424	1:05.162	41.084	197.7	21:53.167								
10	1	2:11.480	25.735	1:04.719	41.026	199.5	24:04.647								
11	1	2:11.959	26.384	1:04.589	40.986	186.4	26:16.606								
12	1	2:13.486	26.823	1:05.167	41.496	189.6	28:30.092								
13	1	2:12.559	26.495	1:04.334	41.730	187.6	30:42.651								
14	1	2:11.371	26.179	1:04.279	40.913	200.6	32:54.022								
15	1	2:14.564	27.580	1:05.945	41.039	190.2	35:08.586								
16	1	2:12.079	25.965	1:05.190	40.924	200.9	37:20.665								
17	1	2:12.357	25.980	1:04.597	41.780	197.0	39:33.022								
18	1	2:13.390	27.148	1:03.780	42.462	183.9	41:46.412								
61		Porsche 911 2.0L 1.Guillermo FIERRO GTL 2.Steve HART													
1	1	3:34.471	1:39.670	1:10.994	43.807		3:34.471								
2	1	2:21.163	29.459	1:08.306	43.398	167.7	5:55.634								
3	1	2:17.682	28.449	1:06.982	42.251	161.6	8:13.316								
4	1	2:17.236	27.615	1:07.335	42.286	181.2	10:30.552								
5	1	2:15.529	27.405	1:06.191	41.933	194.6	12:46.081								
6	1	2:17.280	28.594	1:06.469	42.217	196.0	15:03.361								
7	1	2:15.935	27.657	1:06.056	42.222	191.2	17:19.296								
8	1	2:18.412	28.476	1:06.108	43.828	186.7	19:37.708								
9	1	2:15.663	27.502	1:06.127	42.034	197.4	21:53.371								
10	1	2:25.913	B 28.072	1:05.010	52.831	171.1	24:19.284								
11	1	4:03.910	2:10.150	1:10.312	43.448		28:23.194								
12	1	2:21.380	27.988	1:08.384	45.008	188.9	30:44.574								
13	1	2:16.302	26.784	1:07.070	42.448	194.9	33:00.876								
14	1	2:18.279	26.690	1:08.793	42.796	199.1	35:19.155								
15	1	2:15.614	26.758	1:06.746	42.110	199.5	37:34.769								
16	1	2:16.209	26.636	1:07.785	41.788	201.7	39:50.978								
17	1	2:15.232	27.070	1:06.243	41.919	193.6	42:06.210								
68		Porsche 911 2.0L 1.Juergen WESTPHAL GTL 2.Andreas MIDDENDORF													
1	1	3:21.344	1:25.052	1:11.428	44.864		3:21.344								
2	1	2:24.112	28.926	1:10.791	44.395	176.8	5:45.456								
3	1	2:25.317	29.519	1:11.881	43.917	167.7	8:10.773								
4	1	2:23.718	29.225	1:11.594	42.899	169.0	10:34.491								
5	1	2:22.435	28.426	1:09.727	44.282	178.3	12:56.926								
6	1	2:25.081	28.380	1:12.955	43.746	181.8	15:22.007								
7	1	2:38.510	B 29.328	1:10.685	58.497	165.7	18:00.517								
8	2	4:07.237	2:13.856	1:10.913	42.468		22:07.754								
9	2	2:16.078	28.008	1:05.699	42.371	168.5	24:23.832								
10	2	2:15.667	27.926	1:06.193	41.548	170.0	26:39.499								
11	2	2:15.645	27.679	1:06.427	41.539	173.2	28:55.144								
12	2	2:14.812	27.054	1:05.663	42.095	184.5	31:09.956								
13	2	2:17.627	29.321	1:06.307	41.999	145.2	33:27.583								
14	2	2:14.643	27.063	1:05.755	41.825	185.7	35:42.226								
15	2	2:13.786	26.634	1:05.560	41.592	184.5	37:56.012								
16	2	2:13.803	26.715	1:05.523	41.565	192.5	40:09.815								
77		Porsche 911 2.0L 1.Seb PEREZ GTL-ELI 2.Philip KADOORIE													
1	1	2:26.705	42.115	1:04.756	39.834		2:26.705								
2	1	2:06.716	25.000	1:01.935	39.781	205.8	4:33.421								
3	1	2:07.709	25.067	1:02.597	40.045	206.6	6:41.130								
4	1	2:07.293	25.105	1:02.264	39.924	208.5	8:48.423								
5	1	2:11.073	26.282	1:04.599	40.192	181.2	10:59.496								
6	1	2:07.417	25.036	1:02.644	39.737	208.5	13:06.913								
7	1	2:23.037	B 25.902	1:06.155	50.980	193.6	15:29.950								
8	2	5:14.688	3:25.339	1:07.730	41.619		20:44.638								
9	2	2:11.104	25.893	1:04.341	40.870	197.7	22:55.742								
10	2	2:10.081	25.661	1:03.647	40.773	205.4	25:05.823								
11	2	2:10.533	25.541	1:03.882	41.110	205.4	27:16.356								
12	2	2:10.573	25.566	1:04.064	40.943	205.0	29:26.929								
13	2	2:24.198	B 25.494	1:07.848	50.856	204.7	31:51.127								
91		Porsche 911 2.0L 1.Francisco SA CARNEIRO GTL 2.Carlos BARBOSA													
1	1	3:35.717	1:41.032	1:12.537	42.148		3:35.717								
2	1	2:21.910	28.769	1:10.598	42.543	176.5	5:57.627								
3	1	2:17.136	27.694	1:07.348	42.094	186.4	8:14.763								
4	1	2:16.857	27.571	1:07.046	42.240	183.3	10:31.620								
5	1	2:17.379	28.084	1:07.434	41.861	190.2	12:48.999								
6	1	2:17.853	27.478	1:07.611	42.764	189.6	15:06.852								
7	1	2:17.480	27.859	1:07.030	42.591	188.6	17:24.332								
8	1	2:18.221	27.486	1:07.160	43.575	188.3	19:42.553								
9	1	2:27.411	B 27.536</												



2.0L CUP
ESTORIL CLASSICS
PRIVATE PRACTICE

Sector Analysis

Personal Best Session Best B Crossing the finish line in pit lane

Lap	D	Time	Sector 1	Sector 2	Sector 3	T. Spd	Elapsed
1	1	3:35.965	1:44.101	1:10.725	41.139		3:35.965
2	1	2:15.574	29.265	1:05.748	40.561	170.3	5:51.539
3	1	2:11.124	26.392	1:03.736	40.996	203.2	8:02.663
4	1	2:10.409	25.875	1:03.796	40.738	194.6	10:13.072
5	1	2:10.213	25.804	1:03.771	40.638	203.5	12:23.285
6	1	2:09.732	25.780	1:03.350	40.602	198.8	14:33.017
7	1	2:23.676	26.613	1:05.057	52.006	191.2	16:56.693
8	2	5:25.164	3:35.479	1:07.281	42.404		22:21.857
9	2	2:11.748	26.444	1:03.985	41.319	200.9	24:33.605
10	2	3:04.232	26.019	1:17.414	1:20.799	207.4	27:37.837

116 Porsche 911 2.0L
1. Bonamy GRIMES
GTL

1	1	2:27.822	42.762	1:04.811	40.249		2:27.822
2	1	2:08.741	25.356	1:02.633	40.752	205.0	4:36.563
3	1	2:09.803	25.715	1:03.436	40.652	205.8	6:46.366
4	1	2:09.062	25.459	1:02.852	40.751	208.1	8:55.428
5	1	2:08.913	25.381	1:03.099	40.433	208.5	11:04.341
6	1	2:09.865	26.231	1:03.380	40.254	199.5	13:14.206
7	1	2:09.150	25.701	1:03.205	40.244	208.5	15:23.356
8	1	2:19.088	26.904	1:03.044	49.140	186.4	17:42.444
9	1	4:33.699	2:49.523	1:03.885	40.291		22:16.143
10	1	2:08.827	25.660	1:02.871	40.296	209.3	24:24.970
11	1	2:09.481	25.609	1:03.456	40.416	208.5	26:34.451
12	1	2:10.494	25.707	1:04.230	40.557	208.9	28:44.945
13	1	2:09.554	25.673	1:03.594	40.287	208.1	30:54.499
14	1	2:09.870	25.821	1:03.676	40.373	208.1	33:04.369
15	1	2:09.684	25.697	1:03.278	40.709	208.9	35:14.053
16	1	2:13.624	25.960	1:04.715	42.949	207.7	37:27.677
17	1	2:11.031	25.503	1:04.916	40.612	206.6	39:38.708
18	1	2:11.803	27.048	1:03.734	41.021	205.8	41:50.511

139 Porsche 911 2.0L
1. Daniel Thomas CAGGIAN
2. Xavier DAYRAUT
GTL-ELI

1	1	3:50.198	1:39.913	1:22.922	47.363		3:50.198
2	1	2:26.960	29.606	1:12.470	44.884	158.3	6:17.158
3	1	2:28.012	28.607	1:13.784	45.621	172.4	8:45.170
4	1	2:26.420	29.353	1:10.816	46.251	166.7	11:11.590
5	1	2:44.160	29.051	1:13.252	1:01.857	168.2	13:55.750
6	1	4:27.367	2:30.206	1:12.917	44.244		18:23.117
7	1	2:25.601	27.769	1:11.883	45.949	185.4	20:48.718
8	1	2:21.450	27.557	1:08.922	44.971	189.6	23:10.168
9	1	2:21.960	27.470	1:09.234	45.256	189.9	25:32.128
10	1	2:21.746	27.514	1:09.657	44.575	191.9	27:53.874
11	1	2:28.980	29.391	1:13.763	45.826	174.0	30:22.854
12	1	2:21.819	27.450	1:09.869	44.500	186.7	32:44.673
13	1	2:20.532	27.518	1:09.361	43.653	192.5	35:05.205
14	1	2:22.598	27.355	1:10.879	44.364	183.9	37:27.803
15	1	2:22.549	27.606	1:10.004	44.939	178.3	39:50.352
16	1	2:19.407	26.977	1:08.644	43.786	193.9	42:09.759

154 Porsche 911 2.0L
1. Christine de SIEBENTHAL
GTL

1	1	3:35.897	1:30.669	1:16.904	48.324		3:35.897
2	1	2:30.365	31.379	1:12.785	46.201	135.8	6:06.262
3	1	2:29.279	30.679	1:12.004	46.596	144.5	8:35.541
4	1	2:32.804	33.012	1:14.311	45.481	134.0	11:08.345

5	1	2:29.409	30.651	1:13.620	45.138	145.4	13:37.754
6	1	2:26.383	30.627	1:11.500	44.256	143.9	16:04.137
7	1	2:36.727	29.914	1:11.190	55.623	151.2	18:40.864
8	1	4:11.740	2:16.521	1:11.236	43.983		22:52.604
9	1	2:22.061	30.019	1:09.029	43.013	153.7	25:14.665
10	1	2:21.728	28.590	1:10.250	42.888	158.6	27:36.393
11	1	2:18.739	28.839	1:06.963	42.937	156.3	29:55.132
12	1	2:19.916	28.939	1:07.893	43.084	157.7	32:15.048
13	1	2:19.493	28.791	1:08.313	42.389	161.8	34:34.541
14	1	2:19.779	28.830	1:08.151	42.798	161.3	36:54.320
15	1	2:36.380	28.312	1:08.119	59.949	158.1	39:30.700

175 Porsche 911 2.0L
1. Jan HUNGER
GTL

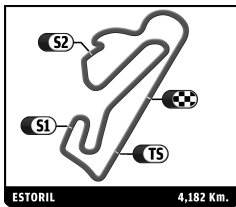
1	1	2:49.481	56.507	1:10.823	42.151		2:49.481
2	1	2:21.442	28.335	1:10.244	42.863	175.2	5:10.923
3	1	2:26.337	27.815	1:06.974	51.548	177.7	7:37.260
4	1	3:46.307	1:54.460	1:08.908	42.939		11:23.567
5	1	2:23.473	27.906	1:10.207	45.360	188.3	13:47.040
6	1	2:21.985	29.585	1:08.745	43.655	163.5	16:09.025
7	1	2:17.554	27.999	1:07.139	42.416	180.9	18:26.579
8	1	2:18.283	28.119	1:06.907	43.257	186.1	20:44.862
9	1	2:17.572	28.246	1:07.345	41.981	188.3	23:02.434
10	1	2:15.131	27.458	1:05.538	42.135	189.6	25:17.565
11	1	2:15.937	26.957	1:07.412	41.568	188.9	27:33.502
12	1	3:00.707	27.659	1:05.575	1:27.473	201.7	30:34.209
13	1	2:16.722	27.872	1:06.468	42.382	174.0	32:50.931
14	1	2:15.254	26.829	1:06.473	41.952	197.4	35:06.185
15	1	2:22.368	27.321	1:10.610	44.437	187.6	37:28.553
16	1	2:18.199	27.341	1:07.406	43.452	191.5	39:46.752
17	1	2:17.652	27.911	1:06.730	43.011	189.6	42:04.404

239 Porsche 911 2.0L
1. Franck JULIEN
GTL

1	1	2:55.886	1:01.891	1:10.870	43.125		2:55.886
2	1	2:17.353	27.609	1:07.122	42.622	185.4	5:13.239
3	1	2:16.366	27.578	1:06.495	42.293	174.9	7:29.605
4	1	2:15.079	26.951	1:06.030	42.098	187.3	9:44.684
5	1	2:17.165	28.060	1:06.998	42.107	169.8	12:01.849
6	1	2:14.715	27.241	1:05.792	41.682	171.3	14:16.564
7	1	2:15.529	26.454	1:05.274	43.801	188.3	16:32.093
8	1	2:14.163	26.892	1:05.622	41.649	176.5	18:46.256
9	1	2:25.879	26.919	1:05.683	53.277	185.1	21:12.135
10	1	4:54.666	42.612				26:06.801
11	1	2:20.096	26.978	1:06.234	46.884	180.6	28:26.897
12	1	2:15.533	27.090	1:05.933	42.510	174.6	30:42.430
13	1	2:13.831			41.642	184.8	32:56.261
14	1	2:14.736	27.122	1:05.573	42.041	179.1	35:10.997
15	1	2:17.400	26.796	1:06.402	44.202	189.6	37:28.397
16	1	2:15.104	28.045	1:05.597	41.462	162.1	39:43.501
17	1	2:13.836	26.916	1:05.232	41.688	192.9	41:57.337

269 Porsche 911 2.0L
1. Vincent KOLB
2. Max MORITZ
GTL-ELI

1	1	2:38.476	52.859	1:05.586	40.031		2:38.476
2	1	2:09.488	26.128	1:03.213	40.147	193.2	4:47.964
3	1	2:09.037	25.698	1:03.328	40.011	199.5	6:57.001



2.0L CUP
ESTORIL CLASSICS
PRIVATE PRACTICE

Sector Analysis

Personal Best Session Best B Crossing the finish line in pit lane

Lap	D	Time	Sector 1	Sector 2	Sector 3	T. Spd	Elapsed	Lap	D	Time	Sector 1	Sector 2	Sector 3	T. Spd	Elapsed
4	1	2:08.750	25.414	1:02.899	40.437	204.7	9:05.751								
5	1	2:10.001	26.202	1:03.694	40.105	194.6	11:15.752								
6	1	2:09.475	25.642	1:03.785	40.048	197.0	13:25.227								
7	1	2:09.616	26.052	1:03.019	40.545	200.9	15:34.843								
8	1	2:23.134B	25.489	1:02.831	54.814	202.8	17:57.977								
9	2	3:59.931	2:08.122	1:06.947	44.862		21:57.908								
10	2	2:11.633	26.688	1:04.037	40.908	197.7	24:09.541								
11	2	2:15.071	27.099	1:05.182	42.790	195.6	26:24.612								
12	2	2:11.518	26.472	1:04.491	40.555	195.3	28:36.130								
13	2	2:13.310	26.297	1:04.349	42.664	193.9	30:49.440								
14	2	2:12.303	28.366	1:03.696	40.241	205.8	33:01.743								
15	2	2:10.531	26.005	1:03.912	40.614	198.8	35:12.274								
16	2	2:09.961	25.827	1:03.894	40.240	197.0	37:22.235								
17	2	2:11.038	25.693	1:03.638	41.707	203.5	39:33.273								
18	2	2:10.308	26.355	1:03.408	40.545	182.1	41:43.581								

411 Porsche 911 2.0L
1. Lukas BUCHER
2. David VERZIJLBERGEN
GTL-ELI

1	2	3:19.437	1:17.995	1:16.906	44.536		3:19.437
2	2	2:10.192	26.223	1:03.915	40.054	185.7	5:29.629
3	2	2:08.850	25.803	1:03.085	39.962	187.3	7:38.479
4	2	2:08.077	25.413	1:02.748	39.916	203.2	9:46.556
5	2	2:08.748	25.932	1:02.870	39.946	195.6	11:55.304
6	2	2:07.730	25.540	1:02.369	39.821	194.2	14:03.034
7	2	2:24.864B	25.981	1:02.813	56.070	191.9	16:27.898
8	1	4:28.775	2:42.861	1:05.407	40.507		20:56.673
9	1	2:12.255	26.037	1:04.541	41.677	205.4	23:08.928
10	1	2:10.628	25.509	1:03.810	41.309	205.0	25:19.556
11	1	2:12.402	26.233	1:05.117	41.052	197.4	27:31.958
12	1	2:12.434	26.032	1:04.286	42.116	205.0	29:44.392
13	1	2:10.264	25.903	1:04.025	40.336	205.4	31:54.656
14	1	2:11.348	26.827	1:04.005	40.516	195.6	34:06.004
15	1	2:09.940	25.763	1:03.773	40.404	206.2	36:15.944
16	1	2:12.083	25.737	1:04.840	41.506	203.9	38:28.027
17	1	2:21.594B	25.540	1:03.707	52.347	204.3	40:49.621

757 Porsche 911 2.0L
1. Jürgen RUDOLPH
GTL

1	1	2:52.502	59.673	1:10.427	42.402		2:52.502
2	1	2:13.928	26.999	1:05.701	41.228	187.6	5:06.430
3	1	2:14.990	27.235	1:06.266	41.489	194.2	7:21.420
4	1	2:11.139	26.285	1:03.955	40.899	188.6	9:32.559
5	1	2:10.647	26.097	1:03.919	40.631	188.9	11:43.206
6	1	2:10.451	26.014	1:03.818	40.619	189.2	13:53.657
7	1	2:11.930	26.091	1:04.294	41.545	204.7	16:05.587
8	1	2:12.460	26.281	1:05.190	40.989	199.5	18:18.047
9	1	2:10.806	25.927	1:04.173	40.706	199.5	20:28.853
10	1	2:10.571	25.859	1:03.870	40.842	200.6	22:39.424
11	1	2:10.330	26.228	1:03.614	40.488	200.2	24:49.754
12	1	2:11.351	26.290	1:04.035	41.026	201.7	27:01.105
13	1	2:11.459	26.081	1:03.770	41.608	199.5	29:12.564
14	1	2:09.881	25.816	1:03.450	40.615	204.7	31:22.445
15	1	2:12.018	25.610	1:04.339	42.069	201.7	33:34.463
16	1	2:10.945	25.567	1:04.642	40.736	202.4	35:45.408
17	1	2:12.493	25.849	1:04.311	42.333	199.9	37:57.901
18	1	2:12.127	25.648	1:05.344	41.135	203.9	40:10.028

777 Porsche 911 2.0L
1. Guy ZISER
2. Oli WEBB
GTL-ELI

1	1	2:36.706	53.325	1:03.573	39.808		2:36.706
2	1	2:07.432	25.345	1:02.289	39.798	205.4	4:44.138
3	1	2:07.673	25.267	1:02.440	39.966	206.2	6:51.811
4	1	2:07.258	25.151	1:02.234	39.873	208.1	8:59.069
5	1	2:15.036B	25.578	1:03.123	46.335	206.6	11:14.105
6	1	7:37.680	5:51.715	1:04.592	41.373		18:51.785
7	1	2:13.063	26.609	1:04.895	41.559	198.8	21:04.848
8	1	2:11.190	25.981	1:04.376	40.833	201.7	23:16.038
9	1	2:13.760	26.180	1:05.009	42.571	200.6	25:29.798

919 Porsche 911 2.0L
1. Frank STRICKER
GTL

1	1	3:59.842	1:53.486	1:19.732	46.624		3:59.842
2	1	2:26.373	31.907	1:10.622	43.844	141.0	6:26.215
3	1	2:18.797	28.322	1:07.036	43.439	175.2	8:45.012
4	1	2:18.311	27.995	1:07.924	42.392	170.6	11:03.323
5	1	2:31.384B	28.758	1:06.462	56.164	182.1	13:34.707
6	1	3:56.388	2:05.293	1:08.697	42.398		17:31.095
7	1	2:16.832	27.624	1:06.578	42.630	194.6	19:47.927
8	1	2:18.365	27.976	1:07.454	42.935	190.9	22:06.292
9	1	2:16.620	27.374	1:06.340	42.906	194.9	24:22.912
10	1	2:16.344	27.315	1:06.901	42.128	191.9	26:39.256
11	1	2:17.609	27.274	1:08.229	42.106	188.0	28:56.865
12	1	2:15.778	27.405	1:05.804	42.569	191.2	31:12.643
13	1	2:18.235	29.465	1:06.056	42.714	151.4	33:30.878
14	1	2:17.734	27.194	1:08.371	42.169	186.1	35:48.612
15	1	2:14.233	26.947	1:05.300	41.986	192.5	38:02.845
16	1	2:14.314	26.839	1:05.338	42.137	189.2	40:17.159