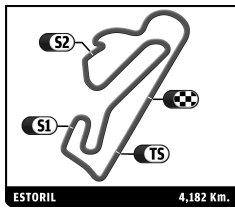


SIXTIES' ENDURANCE
ESTORIL CLASSICS
QUALIFYING

Sector Analysis

Personal Best Session Best B Crossing the finish line in pit lane

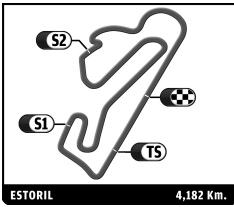
Lap	D	Time	Sector 1	Sector 2	Sector 3	T. Spd	Elapsed	Lap	D	Time	Sector 1	Sector 2	Sector 3	T. Spd	Elapsed
2	Jaguar E-Type 3.8 1964 1. Guy Fabrice MESTROT 2. José DA ROCHA GT4							9	1	2:05.055	24.818	1:00.755	39.482	207.7	21:55.497
	10	1	2:08.012	25.011	1:02.773	40.228	196.0	24:03.509							
	11	1	2:05.298	24.902	1:01.129	39.267	215.9	26:08.807							
	12	1	2:09.500	25.354	1:03.060	41.086	194.9	28:18.307							
	13	1	2:05.618	24.665	1:01.474	39.479	205.0	30:23.925							
	14	1	2:05.075	24.538	1:00.958	39.579	212.9	32:29.000							
	15	1	2:05.442	25.297	1:00.735	39.410	205.8	34:34.442							
	16	1	2:05.339	24.643	1:01.141	39.555	207.4	36:39.781							
	17	1	2:05.926	24.591	1:01.486	39.849	210.9	38:45.707							
	18	1	2:27.731 B	24.910	1:01.432	1:01.389	204.3	41:13.438							
	12	Shelby Cobra 289 1963 1. Charles de VILLAUCOURT GT5							1	1	3:09.358	1:17.570	1:11.238	40.550	3:09.358
		2	1	2:06.926	27.362	1:02.136	37.428	159.9	5:16.284						
		3	1	2:02.582	25.368	59.576	37.638	180.3	7:18.866						
		4	1	2:01.515	24.014	59.414	38.087	198.8	9:20.381						
		5	1	2:02.177	24.486	59.471	38.220	200.9	11:22.558						
		6	1	2:44.835 B	28.549	1:19.384	56.902	177.1	14:07.393						
		7	1	5:34.949	3:55.333	1:02.108	37.508	19:42.342							
8		1	2:05.057	25.495	1:00.690	38.872	194.9	21:47.399							
9		1	2:01.058	23.989	58.414	38.655	200.6	23:48.457							
10		1	2:03.366	24.100	1:00.153	39.113	195.3	25:51.823							
11		1	2:00.929	24.294	59.192	37.443	208.9	27:52.752							
12		1	2:02.141	24.133	1:00.030	37.978	197.7	29:54.893							
13		1	2:03.413	24.752	1:00.242	38.419	185.7	31:58.306							
14		1	2:01.064	24.198	59.308	37.558	199.5	33:59.370							
15		1	2:02.404	24.923	59.532	37.949	206.2	36:01.774							
16		1	2:02.189	24.470	59.269	38.450	188.0	38:03.963							
17		1	2:00.721	24.196	58.847	37.678	197.4	40:04.684							
20	Shelby Mustang GT350 1965 1. Christian DUMOLIN 2. Pierre-Alain THIBAUT GT5							1	1	3:32.052	1:43.808	1:07.401	40.843	3:32.052	
	2	1	2:12.008	27.355	1:04.140	40.513	166.4	5:44.060							
	3	1	2:11.551	26.751	1:04.313	40.487	176.8	7:55.611							
	4	1	2:14.409	29.124	1:03.917	41.368	189.6	10:10.020							
	5	1	2:11.750	27.594	1:04.227	39.929	155.4	12:21.770							
	6	1	3:13.562 B	28.765	1:36.034	1:08.763	156.1	15:35.332							
	7	2	4:52.211	3:10.473	1:02.191	39.547	20:27.543								
	8	2	2:06.111	25.069	1:01.430	39.612	191.2	22:33.654							
	9	2	2:06.559	25.138	1:01.360	40.061	202.0	24:40.213							
	10	2	2:15.157	26.186	1:08.127	40.844	207.0	26:55.370							
	11	2	2:05.754	25.530	1:00.954	39.270	184.5	29:01.124							
	12	2	2:44.985 B	26.975	1:13.820	1:04.190	185.1	31:46.109							
	26	Lotus Elan 26R 1965 1. Patrick SOURY GT2							1	1	2:47.007	57.947	1:08.341	40.719	2:47.007
2		1	2:06.040	25.589	1:01.574	38.877	195.3	4:53.047							
3		1	2:06.677	25.398	1:02.054	39.225	203.5	6:59.724							
4		1	2:07.811	25.306	1:02.462	40.043	205.0	9:07.535							
5		1	2:08.083	25.449	1:02.918	39.716	202.8	11:15.618							
6		1	2:45.013 B	26.712	1:17.774	1:00.527	196.0	14:00.631							
7		1	4:00.002	2:16.398	1:04.216	39.388	18:00.633								
8		1	2:09.508	26.760	1:02.856	39.892	199.1	20:10.141							
9		1	2:09.406	25.373	1:04.338	39.695	194.6	22:19.547							
7	Lotus Elan 26R 1963 1. Eugène DELEPLANQUE GT2							1	1	2:25.541	39.175	1:05.930	40.436	2:25.541	
	2	1	2:07.607	25.241	1:03.003	39.363	189.2	4:33.148							
	3	1	2:06.407	25.142	1:01.716	39.549	201.3	6:39.555							
	4	1	2:10.478	25.937	1:04.624	39.917	204.7	8:50.033							
	5	1	2:06.013	24.940	1:01.167	39.906	203.9	10:56.046							
	6	1	2:33.998 B	27.772	1:08.083	58.143	173.0	13:30.044							
	7	1	4:14.467	2:31.633	1:02.998	39.836	17:44.511								
	8	1	2:05.931	25.257	1:01.380	39.294	191.5	19:50.442							



SIXTIES' ENDURANCE ESTORIL CLASSICS QUALIFYING

Sector Analysis

Personal Best							Session Best							B Crossing the finish line in pit lane									
Lap	D	Time	Sector 1	Sector 2	Sector 3	T. Spd	Elapsed	Lap	D	Time	Sector 1	Sector 2	Sector 3	T. Spd	Elapsed	Lap	D	Time	Sector 1	Sector 2	Sector 3	T. Spd	Elapsed
27 Jaguar E-Type 3.8 1964 1. Maurizio BIANCO GT4																							
1	1	3:43.737	1:30.350	1:25.091	48.296		3:43.737																
2	1	2:51.905 B	28.596	1:15.415	1:07.894	143.5	6:35.642																
3	1	4:18.066	2:29.886	1:08.744	39.436		10:53.708																
4	1	2:27.159	25.142	1:04.469	57.548	177.1	13:20.867																
5	1	2:43.360	38.412	1:23.804	41.144	98.6	16:04.227																
6	1	2:01.217	24.033	59.572	37.612	190.6	18:05.444																
7	1	2:05.936	24.194	1:02.877	38.865	195.3	20:11.380																
8	1	2:06.729	24.409	1:03.277	39.043	183.9	22:18.109																
9	1	2:00.332	23.767	58.683	37.882	192.9	24:18.441																
10	1	2:21.856 B	25.099	1:02.639	54.118	190.6	26:40.297																
46 Lotus Elan 26R 1963 1. Christian BOURIEZ GT2																							
1	1	3:22.882	1:32.859	1:08.713	41.310		3:22.882																
2	1	2:11.707	26.931	1:04.410	40.366	184.5	5:34.589																
3	1	2:09.758	25.770	1:02.973	41.015	185.1	7:44.347																
4	1	2:08.698	25.691	1:02.937	40.070	198.1	9:53.045																
5	1	2:26.415 B	26.887	1:07.280	52.248	167.5	12:19.460																
6	1	5:41.102	3:57.120	1:03.630	40.352		18:00.562																
7	1	2:13.035	27.250	1:05.302	40.483	191.5	20:13.597																
8	1	2:09.187	25.639	1:03.108	40.440	193.9	22:22.784																
9	1	2:08.736	25.869	1:03.092	39.775	190.6	24:31.520																
10	1	2:09.289	25.373	1:03.135	40.781	197.4	26:40.809																
11	1	2:07.903	25.323	1:02.382	40.198	198.8	28:48.712																
12	1	2:07.537	25.597	1:02.094	39.846	191.2	30:56.249																
13	1	2:17.924 B	25.671	1:02.910	49.343	199.1	33:14.173																
14	1	4:10.065 B	2:00.960	1:11.945	57.160		37:24.238																
51 Shelby Cobra 289 1963 1. Maxime GUENAT 2. Guillaume MAHE GT5																							
1	2	2:28.085	48.903	1:00.850	38.332		2:28.085																
2	2	2:01.915	24.479	59.394	38.042	197.4	4:30.000																
3	2	2:01.226	24.335	59.186	37.705	191.2	6:31.226																
4	2	2:00.986	24.312	58.844	37.830	210.5	8:32.212																
5	2	2:00.373	23.798	58.485	38.090	211.7	10:32.585																
6	2	2:20.914 B	24.429	59.700	56.785	205.4	12:53.499																
7	1	6:21.626	4:44.695	59.519	37.412		19:15.125																
8	1	2:01.011	23.850	59.536	37.625	199.5	21:16.136																
9	1	2:00.205	24.135	59.038	37.032	199.9	23:16.341																
10	1	1:59.745	23.804	58.579	37.362	206.6	25:16.086																
11	1	2:00.837	23.824	59.419	37.594	208.1	27:16.923																
12	1	1:59.883	23.471	58.742	37.670	209.3	29:16.806																
13	1	2:00.477	23.875	58.779	37.823	212.5	31:17.283																
14	1	2:05.313	23.502	1:04.507	37.304	212.1	33:22.596																
15	1	2:00.050	23.822	58.692	37.536	206.2	35:22.646																
16	1	2:00.019	23.555	58.864	37.600	218.0	37:22.665																
17	1	2:03.785	27.026	59.301	37.458	214.6	39:26.450																
18	1	2:00.940	24.249	58.778	37.913	214.2	41:27.390																
42 Porsche 911 2.0L 1965 1. Stephan KOENIG 2. Philipp KOENIG GT2																							
1	2	3:08.563	1:16.232	1:10.041	42.290		3:08.563																
2	2	2:14.949	26.816	1:06.827	41.306	197.0	5:23.512																
3	2	2:14.483	26.851	1:06.077	41.555	195.6	7:37.995																
4	2	2:13.487	26.404	1:05.607	41.476	199.1	9:51.482																
5	2	2:14.901	27.436	1:06.013	41.452	196.0	12:06.383																
6	2	3:24.243 B	41.834	1:34.584	1:07.825	102.9	15:30.626																
7	1	5:44.244	3:51.062	1:09.380	43.802		21:14.870																
8	1	2:20.125	27.875	1:09.196	43.054	182.7	23:34.995																
9	1	2:19.459	28.281	1:07.244	43.934	174.9	25:54.454																
10	1	2:19.426	28.424	1:08.193	42.809	171.9	28:13.880																
11	1	2:19.501	28.117	1:08.318	43.066	184.5	30:33.381																
12	1	2:20.881	29.391	1:07.565	43.925	166.4	32:54.262																
13	1	2:23.221	28.677	1:09.615	44.929	182.7	35:17.483																
55 Shelby Cobra 289 1963 1. Jean-Luc BLANCHEMAIN 2. Christophe VAN RIET GT5																							
1	1	2:22.288	39.812	1:02.864	39.612		2:22.288																
2	1	2:05.537	25.175	1:00.673	39.689	176.8	4:27.825																
3	1	2:06.592	25.181	1:01.735	39.676	183.0	6:34.417																
4	1	2:07.190	24.313	1:03.370	39.507	210.5	8:41.607																
5	1	2:04.904	24.606	1:01.067	39.231	195.3	10:46.511																
6	1	2:25.172 B	25.811	1:02.469	56.892	176.5	13:11.683																
7	2	4:27.779	2:48.570	1:00.797	38.412		17:39.462																
8	2	2:02.666	24.709	59.755	38.202	192.2	19:42.128																
9	2	2:14.221 B	25.085	1:00.566	48.570	196.3	21:56.349																
10	2	4:44.574	3:06.296	59.670	38.608		26:40.923																
11	2	2:00.552	23.771	58.753	38.028	208.1	28:41.475																
12	2	2:00.962	23.826	59.136	38.000	206.2	30:42.437																
13	2	2:02.250	24.237	59.634	38.379	206.2	32:44.687																



SIXTIES' ENDURANCE
ESTORIL CLASSICS
QUALIFYING

Sector Analysis

Lap	D	Time	Sector 1	Sector 2	Sector 3	T. Spd	Elapsed
14	2	2:02.417	24.414	59.636	38.367	192.9	34:47.104
15	2	2:03.886	24.050	1:00.639	39.197	193.9	36:50.990
16	2	2:02.432	24.163	1:00.082	38.187	200.6	38:53.422
17	2	2:01.927	23.994	59.673	38.260	206.2	40:55.349

61 Morgan SLR 1961							
1. James BELLINGER							
2. Julian THOMAS							
Lap	D	Time	Sector 1	Sector 2	Sector 3	T. Spd	Elapsed
1	2	3:13.202	1:29.635	1:04.094	39.473		3:13.202
2	2	2:10.473	25.535	1:03.825	41.113	188.0	5:23.675
3	2	2:07.428	25.493	1:02.609	39.326	197.7	7:31.103
4	2	2:10.755	25.019	1:05.208	40.528	199.5	9:41.858
5	2	2:06.883	25.443	1:02.188	39.252	195.3	11:48.741
6	2	2:50.713	29.950	1:24.904	55.859	188.9	14:39.454
7	2	2:39.494 B	37.695	1:06.235	55.564	121.7	17:18.948
8	1	3:13.483	1:31.698	1:02.573	39.212		20:32.431
9	1	2:07.384	24.819	1:02.816	39.749	208.5	22:39.815
10	1	2:06.963	25.072	1:02.561	39.330	204.3	24:46.778
11	1	2:08.900	25.315	1:02.970	40.615	207.7	26:55.678
12	1	2:08.799	25.815	1:02.991	39.993	188.0	29:04.477
13	1	2:07.626	24.738	1:03.369	39.519	212.1	31:12.103
14	1	2:07.498	24.871	1:03.203	39.424	206.2	33:19.601
15	1	2:06.761	24.879	1:02.435	39.447	201.7	35:26.362
16	1	2:08.940	26.370	1:03.206	39.364	212.5	37:35.302
17	1	2:06.526	25.057	1:01.978	39.491	201.7	39:41.828
18	1	2:06.491	24.935	1:01.975	39.581	205.0	41:48.319

64 Shelby Cobra 289 1965							
1. Leon EBELING							
2. Andrew NEWALL							
Lap	D	Time	Sector 1	Sector 2	Sector 3	T. Spd	Elapsed
1	1	3:20.750	1:37.726	1:04.803	38.221		3:20.750
2	1	2:02.469	24.810	59.218	38.441	182.7	5:23.219
3	1	2:01.170	24.093	59.594	37.483	188.0	7:24.389
4	1	2:10.497 B	23.798	59.511	47.188	191.2	9:34.886
5	1	7:56.006	6:19.231	59.585	37.190		17:30.892
6	1	1:59.298	23.704	58.248	37.346	188.6	19:30.190
7	1	2:00.124	23.948	59.064	37.112	187.6	21:30.314
8	1	2:14.630 B	23.607	1:04.447	46.576	199.5	23:44.944
9	2	3:26.691	1:50.185	59.065	37.441		27:11.635
10	2	2:02.305	24.120	59.839	38.346	196.0	29:13.940
11	2	2:00.721	23.969	59.088	37.664	200.9	31:14.661
12	2	2:01.313	23.637	59.344	38.332	209.3	33:15.974
13	2	2:00.871	23.707	59.375	37.789	211.7	35:16.845
14	2	2:01.738	24.309	59.249	38.180	194.9	37:18.583
15	2	2:01.546	24.121	59.393	38.032	213.8	39:20.129

67 Shelby Mustang GT350 1965							
1. Thomas STUDER							
Lap	D	Time	Sector 1	Sector 2	Sector 3	T. Spd	Elapsed
1	1	3:42.710	1:53.220	1:07.265	42.225		3:42.710
2	1	2:10.070	28.260	1:02.432	39.378	151.2	5:52.780
3	1	2:09.538	26.694	1:03.004	39.840	184.2	8:02.318
4	1	2:19.655 B	25.996	1:04.416	49.243	193.6	10:21.973
5	1	4:25.182 B	1:58.489	1:25.143	1:01.550		14:47.155
6	1	6:36.316	4:55.251	1:02.196	38.869		21:23.471
7	1	2:06.670	25.234	1:02.010	39.426	198.4	23:30.141
8	1	2:07.107	25.717	1:01.863	39.527	184.8	25:37.248
9	1	2:07.647	25.705	1:01.720	40.222	184.8	27:44.895
10	1	2:06.579	25.690	1:01.730	39.159	191.2	29:51.474
11	1	2:06.875	25.524	1:01.989	39.362	191.2	31:58.349

Personal Best Session Best B Crossing the finish line in pit lane

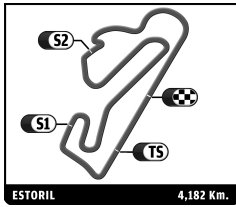
Lap	D	Time	Sector 1	Sector 2	Sector 3	T. Spd	Elapsed
12	1	2:06.621	26.037	1:01.172	39.412	176.5	34:04.970
13	1	2:28.211 B	25.751	1:05.240	57.220	188.0	36:33.181

68 Jaguar E-Type 3.8 1962							
1. Dirk EBELING							
2. Christian SCHOEDEL							
Lap	D	Time	Sector 1	Sector 2	Sector 3	T. Spd	Elapsed
1	1	3:41.901	1:46.902	1:11.576	43.423		3:41.901
2	1	2:10.929	28.121	1:03.934	38.874	142.4	5:52.830
3	1	2:05.208	25.403	1:01.280	38.525	181.8	7:58.038
4	1	2:29.763 B	26.044	1:10.719	53.000	171.6	10:27.801
5	1	27:26.310	...	1:05.218	38.883		37:54.111
6	1	2:03.308	25.152	59.925	38.231	181.2	39:57.419
7	1	2:05.261	24.518	1:00.375	40.368	185.7	42:02.680

72 Austin-Healey 3000 Mk1 1960							
1. François FILLON							
2. André RAULIN							
Lap	D	Time	Sector 1	Sector 2	Sector 3	T. Spd	Elapsed
1	1	2:51.458	1:02.572	1:07.240	41.646		2:51.458
2	1	2:18.986	29.100	1:05.932	43.954	173.8	5:10.444
3	1	2:14.266	27.838	1:05.382	41.046	162.5	7:24.710
4	1	2:21.757	27.820	1:09.663	44.274	163.0	9:46.467
5	1	2:13.914	27.553	1:05.296	41.065	164.5	12:00.381
6	1	2:43.678	29.669	1:19.697	54.312	169.8	14:44.059
7	1	2:26.402	37.928	1:07.240	41.234	101.2	17:10.461
8	1	2:14.257	27.367	1:06.009	40.881	161.3	19:24.718
9	1	2:15.467	27.285	1:06.768	41.414	171.3	21:40.185
10	1	2:13.224	27.060	1:05.442	40.722	184.2	23:53.409
11	1	2:13.289	26.959	1:05.513	40.817	192.2	26:06.698
12	1	2:13.087	26.930	1:05.498	40.659	180.0	28:19.785
13	1	2:13.468	26.680	1:04.969	41.819	192.2	30:33.253
14	1	2:14.043	26.956	1:04.988	42.099	179.4	32:47.296
15	1	2:14.788	27.034	1:05.801	41.953	184.8	35:02.084
16	1	2:14.740	27.401	1:05.591	41.748	168.7	37:16.824
17	1	2:15.088	26.793	1:06.785	41.510	197.4	39:31.912
18	1	2:15.344	27.139	1:05.337	42.868	184.8	41:47.256

75 Lotus Elan 26R 1965							
1. Simon EVANS							
2. James LITTLEJOHN							
Lap	D	Time	Sector 1	Sector 2	Sector 3	T. Spd	Elapsed
1	2	3:01.253	1:17.647	1:04.426	39.180		3:01.253
2	2	2:05.403	24.314	1:02.728	38.361	209.7	5:06.656
3	2	2:03.841	24.774	1:01.225	37.842	209.3	7:10.497
4	2	2:02.122	24.126	1:00.067	37.929	212.5	9:12.619
5	2	2:02.771	24.105	1:00.333	38.333	212.1	11:15.390
6	2	2:29.249 B	24.210	1:08.218	56.821	209.7	13:44.639
7	1	6:58.925	5:13.970	1:04.659	40.296		20:43.564
8	1	2:17.173 B	26.668	1:03.203	47.302	183.3	23:00.737
9	1	6:58.534	5:13.117	1:04.959	40.458		29:59.271
10	1	2:08.704	25.720	1:03.604	39.380	189.6	32:07.975
11	1	2:09.172	26.673	1:02.010	40.489	193.9	34:17.147
12	1	2:08.636	25.452	1:02.665	40.519	207.4	36:25.783
13	1	2:06.856	25.062	1:01.969	39.825	195.3	38:32.639
14	1	4:07.134 B	26.053	1:05.351	2:35.730	176.0	42:39.773

79 Lotus Elan 26R 1964							
1. Stéphane GUTZWILLER							
Lap	D	Time	Sector 1	Sector 2	Sector 3	T. Spd	Elapsed
1	1	2:20.544	34.902	1:05.581	40.061		2:20.544
2	1	2:09.093	26.169	1:03.220	39.704	195.6	4:29.637
3	1	2:09.004	27.215	1:02.654	39.135	179.1	6:38.641
4	1	2:07.827	25.126	1:02.727	39.974	215.0	8:46.468



SIXTIES' ENDURANCE
ESTORIL CLASSICS
QUALIFYING

Sector Analysis

Personal Best Session Best B Crossing the finish line in pit lane

Lap	D	Time	Sector 1	Sector 2	Sector 3	T. Spd	Elapsed	Lap	D	Time	Sector 1	Sector 2	Sector 3	T. Spd	Elapsed
5	1	2:09.298	25.303	1:03.949	40.046	205.8	10:55.766	6	1	2:29.810	27.180	1:14.730	47.900	180.6	13:51.558
6	1	2:38.776 B	26.688	1:11.402	1:00.686	182.1	13:34.542	7	1	2:27.485	34.289	1:14.167	39.029	122.4	16:19.043
7	1	5:55.013	4:11.189	1:03.948	39.876		19:29.555	8	1	2:04.221	25.046	1:00.334	38.841	199.1	18:23.264
8	1	2:07.635	25.524	1:02.373	39.738	208.1	21:37.190	9	1	2:19.906 B	26.300	1:00.616	52.990	184.8	20:43.170
9	1	2:08.447	25.744	1:03.103	39.600	193.2	23:45.637	10	2	4:21.791	2:42.726	59.727	39.338		25:04.961
10	1	2:08.665	25.759	1:03.334	39.572	196.3	25:54.302	11	2	2:03.839	24.776	59.883	39.180	190.2	27:08.800
11	1	2:07.318	25.158	1:02.435	39.725	202.8	28:01.620	12	2	2:04.078	24.315	59.731	40.032	190.9	29:12.878
12	1	2:09.791	25.548	1:04.122	40.121	200.2	30:11.411	13	2	2:01.758	24.348	59.179	38.231	188.6	31:14.636
13	1	2:07.389	25.311	1:02.086	39.992	205.4	32:18.800	14	2	2:03.574	24.071	1:00.127	39.376	192.2	33:18.210
14	1	2:07.407	25.084	1:02.588	39.735	213.8	34:26.207	15	2	2:02.584	23.701	1:00.166	38.717	204.3	35:20.794
15	1	2:08.525	25.349	1:02.857	40.319	208.9	36:34.732	16	2	2:01.406	24.277	58.626	38.503	199.9	37:22.200
16	1	2:06.821	25.652	1:01.574	39.595	203.9	38:41.553	17	2	2:05.596	24.407	1:03.041	38.148	195.6	39:27.796
17	1	2:08.644	25.919	1:02.459	40.266	199.9	40:50.197								

84 MG B 1964
1. Benjamin ENGRAND GT2

1	1	3:33.228	1:33.718	1:15.577	43.933		3:33.228
2	1	2:16.953	27.311	1:07.766	41.876	190.9	5:50.181
3	1	2:20.667	27.578	1:09.317	43.772	177.1	8:10.848
4	1	2:31.849 B	28.046	1:09.193	54.610	162.8	10:42.697
5	1	4:00.057	1:45.077	1:20.648	54.332		14:42.754
6	1	2:32.754	37.922	1:11.766	43.066	102.5	17:15.508
7	1	2:18.198	28.207	1:08.108	41.883	171.3	19:33.706
8	1	2:16.545	26.975	1:06.387	43.183	187.6	21:50.251
9	1	2:15.631	27.038	1:06.741	41.852	188.3	24:05.882
10	1	2:14.590	26.841	1:06.059	41.690	187.3	26:20.472
11	1	2:16.741	26.837	1:06.271	43.633	189.9	28:37.213
12	1	2:18.010	26.992	1:07.932	43.086	186.4	30:55.223
13	1	2:16.779	27.632	1:06.791	42.356	182.7	33:12.002
14	1	2:16.779	27.127	1:07.329	42.323	187.0	35:28.781
15	1	2:15.225	27.127	1:06.226	41.872	187.3	37:44.006
16	1	2:16.313	27.048	1:06.714	42.551	183.6	40:00.319

89 Jaguar E-Type 3.8 1962
1. Carlos BARBOSA GT4
2. Miguel BARBOSA

1	2	2:32.990	44.742	1:08.423	39.825		2:32.990
2	2	2:04.894	24.593	1:01.346	38.955	200.2	4:37.884
3	2	2:03.395	24.579	1:00.561	38.255	194.9	6:41.279
4	2	2:06.536	24.673	1:03.143	38.720	186.4	8:47.815
5	2	2:03.887	24.575	1:00.923	38.389	189.9	10:51.702
6	2	2:25.765	24.735	1:05.594	55.436	193.6	13:17.467
7	2	2:52.843 B	36.150	1:18.858	57.835	103.9	16:10.310
8	1	4:50.128	2:54.570	1:12.959	42.599		21:00.438
9	1	2:09.834	25.898	1:03.675	40.261	186.7	23:10.272
10	1	2:09.489	26.362	1:03.413	39.714	170.0	25:19.761
11	1	2:20.950 B	26.175	1:03.032	51.743	169.2	27:40.711
12	1	4:17.728	2:30.478	1:05.425	41.825		31:58.439
13	1	2:14.690	27.296	1:06.597	40.797	163.7	34:13.129
14	1	2:24.774 B	26.522	1:04.502	53.750	177.1	36:37.903

90 Jaguar E-Type 3.8 1964
1. Carlos F. CRUZ GT4
2. Miguel AMARAL

1	1	2:53.673	1:10.137	1:03.908	39.628		2:53.673
2	1	2:13.294	25.956	1:07.626	39.712	194.9	5:06.967
3	1	2:05.741	25.372	1:01.449	38.920	199.5	7:12.708
4	1	2:04.845	24.874	1:00.779	39.192	191.5	9:17.553
5	1	2:04.195	24.776	1:00.687	38.732	205.0	11:21.748

91 Porsche 911 2.0L 1965
1. Francisco SA CARNEIRO GT2
2. Joao CANNAS

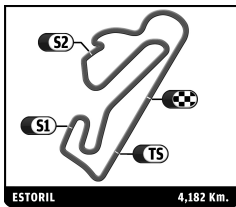
1	2	2:47.329	52.255	1:11.705	43.369		2:47.329
2	2	2:19.298	28.492	1:07.829	42.977	160.9	5:06.627
3	2	2:17.889	27.433	1:07.961	42.495	190.9	7:24.516
4	2	2:23.342	27.409	1:09.007	46.926	180.6	9:47.858
5	2	2:18.159	29.120	1:06.670	42.369	163.0	12:06.017
6	2	3:21.844	41.243	1:34.371	1:06.230	101.4	15:27.861
7	2	2:28.552	38.713	1:07.243	42.596	90.4	17:56.413
8	2	2:20.113	26.745	1:06.609	46.759	196.3	20:16.526
9	2	2:26.136 B	27.475	1:07.792	50.869	193.9	22:42.662
10	1	4:11.445	2:19.685	1:09.017	42.743		26:54.107
11	1	2:23.380	29.052	1:11.002	43.326	184.2	29:17.487
12	1	2:19.086	27.998	1:09.003	42.085	177.4	31:36.573
13	1	2:19.343	27.207	1:08.719	43.417	190.2	33:55.916
14	1	2:16.412	27.300	1:07.207	41.905	185.4	36:12.328
15	1	2:16.602	27.524	1:06.698	42.380	178.8	38:28.930
16	1	2:15.676	26.938	1:06.956	41.782	187.0	40:44.606

99 Lotus XI 1500 1956
1. Serge KRIKNOFF SP2

1	1	8:29.155	6:29.024	1:15.696	44.435		8:29.155
2	1	2:08.556	26.840	1:02.583	39.133	168.7	10:37.711
3	1	2:19.056	24.800	1:01.074	53.182	207.4	12:56.767
4	1	3:00.346	42.444	1:31.661	46.241	86.3	15:57.113
5	1	2:07.374	24.962	1:01.275	41.137	193.6	18:04.487
6	1	2:07.230	24.693	1:02.198	40.339	210.5	20:11.717
7	1	2:46.062 B	27.277	1:20.638	58.147	188.3	22:57.779
8	1	4:56.357 B	2:57.662	1:06.068	52.627		27:54.136
9	1	9:08.635	7:25.719	1:03.198	39.718		37:02.771
10	1	2:04.811	24.824	1:00.750	39.237	201.3	39:07.582

100 Jaguar E-Type 3.8 1963
1. Sébastien BERCHON GT4

1	1	2:35.381	54.334	1:02.245	38.802		2:35.381
2	1	2:06.029	24.619	1:02.663	38.747	180.6	4:41.410
3	1	2:05.128	24.824	1:01.659	38.645	187.6	6:46.538
4	1	2:04.669	25.034	1:00.610	39.025	199.1	8:51.207
5	1	2:04.897	24.542	1:01.175	39.180	191.5	10:56.104
6	1	2:26.340	27.093	1:03.843	55.404	176.0	13:22.444
7	1	2:43.513	38.184	1:23.553	41.776	89.8	16:05.957
8	1	2:02.108	24.157	59.597	38.354	194.9	18:08.065
9	1	2:17.468 B	24.697	1:01.892	50.879	194.2	20:25.533
10	1	3:10.853	1:27.760	1:04.042	39.051		23:36.386

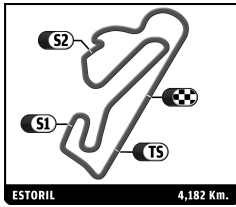


SIXTIES' ENDURANCE
ESTORIL CLASSICS
QUALIFYING

Sector Analysis

Personal Best Session Best B Crossing the finish line in pit lane

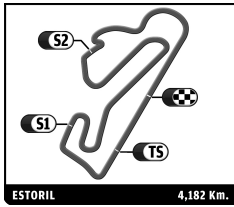
Lap	D	Time	Sector 1	Sector 2	Sector 3	T. Spd	Elapsed	Lap	D	Time	Sector 1	Sector 2	Sector 3	T. Spd	Elapsed
100 MG B 1964 1. Georges ROCCHIETTA GT2 2. Charles Edouard ROUSSE.															
1	1	3:30.809	1:34.409	1:11.666	44.734		3:30.809								
2	1	2:18.264	28.084	1:07.390	42.790	181.8	5:49.073								
3	1	2:16.740	27.447	1:07.075	42.218	178.8	8:05.813								
4	1	2:16.000	27.457	1:06.438	42.105	178.0	10:21.813								
5	1	2:30.011	29.359	1:06.742	53.910	159.3	12:51.824								
6	1	3:05.705	43.595	1:30.549	51.561	93.1	15:57.529								
7	1	2:15.101	26.769	1:06.261	42.071	189.2	18:12.630								
8	1	2:28.763	27.428	1:07.011	54.324	190.9	20:41.393								
9	2	4:01.814	2:11.856	1:07.773	42.185		24:43.207								
10	2	2:14.458	27.013	1:05.808	41.637	191.5	26:57.665								
11	2	2:17.628	28.153	1:06.810	42.665	173.0	29:15.293								
12	2	2:15.705	27.237	1:06.312	42.156	190.6	31:30.998								
13	2	2:25.103	26.817	1:06.607	51.679	191.2	33:56.101								
101 Morgan Plus 4 Super Sports 1961 1. Gonzague RUCHAUD GT3 2. Hugo PAYEN															
1	1	2:47.124	52.939	1:11.633	42.552		2:47.124								
2	1	2:14.940	27.034	1:06.267	41.639	189.2	5:02.064								
3	1	2:16.964	28.169	1:07.419	41.376	185.4	7:19.028								
4	1	2:14.955	26.447	1:07.027	41.481	203.2	9:33.983								
5	1	2:14.165	26.665	1:06.154	41.346	200.2	11:48.148								
6	1	2:52.942	28.727	1:20.870	1:03.345	189.9	14:41.090								
7	2	4:50.632	3:03.738	1:05.862	41.032		19:31.722								
8	2	2:11.268	26.027	1:04.021	41.220	198.4	21:42.990								
9	2	2:12.495	26.031	1:04.585	41.879	200.9	23:55.485								
10	2	2:12.263	26.279	1:04.904	41.080	197.0	26:07.748								
11	2	2:13.687	27.179	1:04.616	41.892	184.8	28:21.435								
12	2	2:38.530	30.120	1:10.325	58.085	157.0	30:59.965								
102 Lotus Elan 26R 1965 1. Jean-Pierre RICHELMI GT2 2. Philippe GACHE															
1	2	2:42.944	54.005	1:08.915	40.024		2:42.944								
2	2	2:05.668	24.888	1:01.683	39.097	180.3	4:48.612								
3	2	2:04.907	24.936	1:01.069	38.902	194.9	6:53.519								
4	2	2:18.987	24.698	1:01.146	53.143	211.3	9:12.506								
5	1	5:41.241	3:22.837	1:25.205	53.199		14:53.747								
6	1	2:21.055	36.870	1:05.167	39.018	106.2	17:14.802								
7	1	2:09.469	26.549	1:03.114	39.806	185.1	19:24.271								
8	1	2:09.418	26.018	1:04.083	39.317	182.4	21:33.689								
9	1	2:09.527	26.290	1:03.558	39.679	177.4	23:43.216								
10	1	2:08.697	26.156	1:02.843	39.698	184.2	25:51.913								
11	1	2:08.455	26.000	1:03.071	39.384	180.6	28:00.368								
12	1	2:08.433	25.958	1:03.346	39.129	179.7	30:08.801								
13	1	2:07.769	26.403	1:02.345	39.021	181.2	32:16.570								
14	1	2:07.864	26.559	1:02.500	38.805	188.0	34:24.434								
15	1	2:08.454	26.609	1:02.553	39.292	197.7	36:32.888								
16	1	2:10.312	27.271	1:03.240	39.801	172.1	38:43.200								
17	1	2:07.258	26.195	1:02.283	38.780	184.2	40:50.458								
103 Austin-Healey 100-4 1956 1. François de CHANTERAC GT3 2. Jérémy DA ROCHA															
1	1	3:23.466	1:23.247	1:15.969	44.250		3:23.466								
2	1	2:22.185	28.561	1:10.198	43.426	166.9	5:45.651								
3	1	2:23.945	28.169	1:12.573	43.203	171.9	8:09.596								
4	1	2:26.189	28.592	1:13.325	44.272	167.5	10:35.785								
5	1	2:47.308	29.891	1:14.242	1:03.175	172.7	13:23.093								
6	2	4:35.428	2:44.477	1:08.457	42.494		17:58.521								
7	2	2:22.290	29.430	1:10.821	42.039	171.6	20:20.811								
8	2	2:17.477	27.342	1:08.339	41.796	179.7	22:38.288								
9	2	2:16.192	27.687	1:06.751	41.754	177.4	24:54.480								
10	2	2:17.454	27.403	1:06.252	43.799	177.4	27:11.934								
11	2	2:17.340	27.622	1:07.535	42.183	173.2	29:29.274								
12	2	2:15.659	27.861	1:06.281	41.517	167.7	31:44.933								
13	2	2:47.503	29.608	1:18.785	59.110	152.9	34:32.436								
104 Shelby Cobra Daytona Coupe 1965 1. Olivier BREITMAYER GT5 2. Emile BREITMAYER															
1	1	2:16.137	36.077	1:01.363	38.697		2:16.137								
2	1	2:01.868	24.426	59.577	37.865	204.7	4:18.005								
3	1	2:01.920	24.340	59.095	38.485	202.8	6:19.925								
4	1	2:01.606	24.125	59.521	37.960	212.9	8:21.531								
5	1	2:00.484	23.942	58.898	37.644	209.7	10:22.015								
6	1	2:13.668	25.337	1:00.018	48.313	184.5	12:35.683								
7	2	5:06.354	3:25.191	1:01.289	39.874		17:42.037								
8	2	2:03.180	24.594	59.943	38.643	197.4	19:45.217								
9	2	2:03.690	24.086	1:00.287	39.317	225.1	21:48.907								
10	2	2:17.207	24.191	1:01.023	51.993	212.5	24:06.114								
11	2	3:09.617	1:28.895	1:01.439	39.283		27:15.731								
12	2	2:03.838	24.121	1:01.154	38.563	207.0	29:19.569								
13	2	2:04.749	24.768	1:00.683	39.298	197.0	31:24.318								
14	2	2:01.711	23.847	59.777	38.087	211.3	33:26.029								
15	2	2:27.494	25.916	1:04.379	57.199	184.5	35:53.523								
105 Porsche 356 SC coupé 1965 1. Bill STEPHENS GT2 2. Will STEPHENS															
1	1	4:03.832	2:05.092	1:13.551	45.189		4:03.832								



SIXTIES' ENDURANCE
ESTORIL CLASSICS
QUALIFYING

Sector Analysis

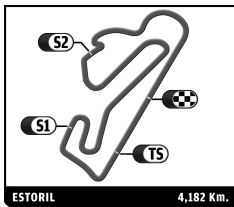
Lap	D	Time	Sector 1	Sector 2	Sector 3	T. Spd	Elapsed	Lap	D	Time	Sector 1	Sector 2	Sector 3	T. Spd	Elapsed
2	1	2:25.439	29.088	1:11.935	44.416	163.5	6:29.271								
3	1	2:28.436	30.905	1:11.697	45.834	171.3	8:57.707								
4	1	2:40.300	28.731	1:11.525	1:00.044	181.8	11:38.007								
5	2	6:14.556	4:22.371	1:08.968	43.217		17:52.563								
6	2	2:15.372	26.687	1:06.276	42.409	191.9	20:07.935								
7	2	2:16.566	26.583	1:07.006	42.977	191.9	22:24.501								
8	2	2:15.768	26.776	1:06.508	42.484	184.2	24:40.269								
9	2	2:15.423	26.685	1:06.107	42.631	194.2	26:55.692								
10	2	2:17.990	28.003	1:06.938	43.049	186.7	29:13.682								
11	2	2:18.303	28.204	1:06.466	43.633	171.1	31:31.985								
12	2	2:15.643	26.786	1:06.944	41.913	188.3	33:47.628								
13	2	2:15.146	26.530	1:06.456	42.160	192.9	36:02.774								
14	2	2:16.464	26.716	1:07.059	42.689	184.2	38:19.238								
160 Lotus XV 1958 GT2															
1. Michael BIRCH															
2. Gareth BURNETT															
1	1	3:29.954	1:42.109	1:07.926	39.919		3:29.954								
2	1	2:04.699	24.781	1:02.017	37.901	207.4	5:34.653								
3	1	2:02.932	24.840	1:00.422	37.670	198.1	7:37.585								
4	1	2:06.204	24.351	1:00.816	41.037	208.5	9:43.789								
5	1	2:03.295	24.651	1:00.503	38.141	205.0	11:47.084								
6	1	2:37.545	25.774	1:14.217	57.554	205.0	14:24.629								
7	2	4:05.672	2:27.097	1:00.374	38.201		18:30.301								
8	2	2:03.159	26.103	59.355	37.701	170.8	20:33.460								
9	2	2:12.531	25.779	1:00.416	46.336	200.2	22:45.991								
10	2	7:40.573	6:03.495	59.398	37.680		30:26.564								
11	2	2:02.760	26.106	59.053	37.601	194.6	32:29.324								
12	2	2:01.281	24.173	59.892	37.216	215.4	34:30.605								
13	2	2:02.484	24.275	59.876	38.333	215.4	36:33.089								
14	2	2:20.549	28.265	1:02.840	49.444	202.4	38:53.638								
163 Jaguar E-Type 3.8 1963 GT4															
1. Stéphane WIMEZ															
2. Jacques-Alexandre FONTA															
1	1	3:10.762	1:15.223	1:14.591	40.948		3:10.762								
2	1	2:09.836	26.964	1:03.151	39.721	166.7	5:20.598								
3	1	2:06.548	24.744	1:02.469	39.335	192.9	7:27.146								
4	1	2:09.422	25.467	1:01.988	41.967	188.3	9:36.568								
169 Shelby Cobra Daytona Coupe (C) 1965 GT5															
1. Brice PINEAU															
2. Olivier MUYTJENS															
1	2	2:37.890	57.121	1:02.567	38.202		2:37.890								
2	2	2:03.742	24.557	1:00.543	38.642	193.9	4:41.632								
3	2	2:01.591	24.026	59.984	37.581	203.9	6:43.223								
4	2	2:22.243	24.692	1:03.371	54.180	192.5	9:05.466								
5	1	4:16.716	2:15.203	1:10.101	51.412		13:22.182								
6	1	2:45.370	40.839	1:22.445	42.086	85.0	16:07.552								
7	1	2:09.443	26.069	1:04.430	38.944	203.2	18:16.995								
8	1	2:09.571	25.714	1:03.621	40.236	179.4	20:26.566								
9	1	2:10.600	27.009	1:04.467	39.124	185.7	22:37.166								
10	1	2:10.743	25.848	1:05.367	39.528	194.9	24:47.909								
11	1	2:09.580	25.902	1:04.580	39.098	187.0	26:57.489								
12	1	2:24.437	27.684	1:06.939	49.814	179.4	29:21.926								
13	2	4:21.520	2:40.187	1:01.887	39.446		33:43.446								
14	2	2:01.345	24.153	59.339	37.853	198.4	35:44.791								
15	2	2:05.717	25.847	1:02.032	37.838	209.3	37:50.508								
16	2	2:03.229	24.628	59.995	38.606	209.3	39:53.737								
172 Jaguar E-Type 3.8 1964 GT4															
1. Didier ROBIN															
2. Arnold ROBIN															
1	2	3:05.144	1:10.776	1:10.807	43.561		3:05.144								
2	2	2:05.612	24.773	1:01.957	38.882	199.1	5:10.756								
3	2	2:04.820	24.485	1:01.626	38.709	209.3	7:15.576								
4	2	2:12.543	24.590	1:08.817	39.136	203.9	9:28.119								
5	2	2:03.895	24.539	1:00.844	38.512	208.5	11:32.014								
6	2	2:43.574	25.993	1:20.559	57.022	184.8	14:15.588								
7	1	4:54.787	3:10.222	1:04.413	40.152		19:10.375								
8	1	2:10.424	25.626	1:04.786	40.012	189.9	21:20.799								
9	1	2:08.584	25.804	1:02.976	39.804	188.3	23:29.383								
10	1	2:08.780	25.921	1:03.042	39.817	196.3	25:38.163								
11	1	2:08.246	25.964	1:02.843	39.439	191.9	27:46.409								
12	1	2:07.090	25.635	1:02.487	38.968	188.9	29:53.499								
13	1	2:43.855	25.640	1:17.878	1:00.337	182.4	32:37.354								
173 Jaguar E-Type 3.8 1963 GT4															
1. Laurent JASPERS															
1	1	3:27.405	1:35.372	1:11.608	40.425		3:27.405								
2	1	2:04.936	24.918	1:01.231	38.787	189.6	5:32.341								
3	1	2:03.086	24.294	1:00.459	38.333	212.9	7:35.427								
4	1	2:04.700	24.027	1:01.520	39.153	220.2	9:40.127								
5	1	2:13.105	24.456	1:00.913	47.736	225.6	11:53.232								
6	1	6:31.402	4:42.967	1:07.534	40.901		18:24.634								
7	1	2:20.010	25.457	1:02.220	52.333	201.7	20:44.644								
8	1	3:13.900	1:29.230	1:05.229	39.441		23:58.544								
9	1	2:02.461	23.901	1:00.371	38.189	208.5	26:01.005								
10	1	2:02.785	24.333	1:00.263	38.189	196.7	28:03.790								
11	1	2:04.821	24.157	1:02.080	38.584	189.9	30:08.611								
12	1	2:04.552	24.974	1:01.233	38.345	220.2	32:13.163								
13	1	2:04.776	24.785	1:01.645	38.346	215.4	34:17.939								
14	1	2:06.025	25.030	1:01.495	39.500	175.2	36:23.964								
15	1	2:03.772	24.331	1:00.984	38.457	185.1	38:27.736								
16	1	2:02.658	24.023	1:00.186	38.449	198.8	40:30.394								
181 Shelby Cobra Daytona Coupe 1962 GT5															
1. Bertrand ROUCHAUD															
2. Vincent NEURRISSE															
1	1	3:40.901	1:48.764	1:10.767	41.370		3:40.901								
2	1	2:08.530	26.223	1:03.478	38.829	180.9	5:49.431								
3	1	2:06.051	25.382	1:01.942	38.727	186.1	7:55.482								
4	1	2:23.852	32.327	1:03.629	47.896	213.8	10:19.334								
5	2	3:36.689	1:30.397	1:19.154	47.138		13:56.023								
6	2	2:28.064	34.669	1:14.330	39.065	115.1	16:24.087								
7	2	2:05.804	25.041	1:											



SIXTIES' ENDURANCE ESTORIL CLASSICS QUALIFYING

Sector Analysis

Personal Best							Session Best							B Crossing the finish line in pit lane						
Lap	D	Time	Sector 1	Sector 2	Sector 3	T. Spd	Elapsed	Lap	D	Time	Sector 1	Sector 2	Sector 3	T. Spd	Elapsed					
355 Shelby Cobra 289 1963																				
1. Harvey STANLEY GT5																				
2. Jérémy COTTINGHAM																				
1	2	2:17.869	35.579	1:03.334	38.956		2:17.869	1	1	2:16.696	37.975	1:00.292	38.429		2:16.696					
2	2	2:02.470	24.622	1:00.197	37.651	186.4	4:20.339	2	1	2:02.534	24.370	59.541	38.623	207.7	4:19.230					
3	2	2:02.625	24.185	1:00.247	38.193	193.9	6:22.964	3	1	2:02.780	24.330	1:00.600	37.850	211.3	6:22.010					
4	2	2:01.516	24.047	59.556	37.913	203.9	8:24.480	4	1	2:01.720	24.151	59.640	37.929	221.0	8:23.730					
5	2	2:01.358	23.857	59.857	37.644	204.3	10:25.838	5	1	2:01.035	23.486	1:00.031	37.518	223.7	10:24.765					
6	2	2:14.115	B 25.406	59.620	49.089	176.5	12:39.953	6	1	2:12.097	B 24.650	1:00.088	47.359	199.1	12:36.862					
7	1	5:17.623	3:35.583	1:01.933	40.107		17:57.576	7	2	6:34.355	4:53.828	1:01.766	38.761		19:11.217					
8	1	2:06.711	25.794	1:01.501	39.416	179.1	20:04.287	8	2	2:06.569	25.332	1:03.157	38.080	168.7	21:17.786					
9	1	2:03.949	24.317	1:00.583	39.049	199.9	22:08.236	9	2	2:04.392	25.233	1:00.582	38.577	163.2	23:22.178					
10	1	2:04.723	24.598	1:00.664	39.461	199.5	24:12.959	10	2	2:04.528	25.636	1:01.068	37.824	173.5	25:26.706					
11	1	2:03.929	24.428	1:00.449	39.052	202.0	26:16.888	11	2	2:05.072	25.315	1:01.654	38.103	159.0	27:31.778					
12	1	2:21.847	B 24.156	1:00.558	57.133	210.1	28:38.735	12	2	2:06.855	26.367	1:02.339	38.149	151.4	29:38.633					
13	1	4:14.439	2:32.952	1:01.102	40.385		32:53.174	13	2	2:04.813	24.868	1:01.219	38.726	173.0	31:43.446					
14	1	2:04.837	24.672	1:00.965	39.200	202.8	34:58.011	14	2	2:04.322	24.899	1:01.140	38.283	184.2	33:47.768					
15	1	2:04.516	24.571	1:01.032	38.913	200.6	37:02.527	15	2	2:14.327	B 24.195	1:02.082	48.050	188.3	36:02.095					
16	1	2:03.474	24.082	1:00.122	39.270	209.7	39:06.001	16	1	2:49.855	1:12.273	1:00.150	37.432		38:51.950					
17	1	2:03.107	24.105	1:00.235	38.767	212.5	41:09.108	17	1	2:01.065	24.025	59.394	37.646	225.1	40:53.015					
242 TVR Grantura Mk III 1964																				
1. Christophe BEAUDON GT2																				
2. Simon NOBILI																				
1	1	2:49.426	59.764	1:08.164	41.498		2:49.426	1	1	2:37.464	55.201	1:03.963	38.300		2:37.464					
2	1	2:12.998	27.020	1:04.703	41.275	187.3	5:02.424	2	1	2:02.515	24.158	1:00.058	38.299	206.2	4:39.979					
3	1	2:16.952	27.322	1:08.338	41.292	182.7	7:19.376	3	1	2:02.043	24.335	59.843	37.865	203.9	6:42.022					
4	1	2:12.240	26.501	1:04.910	40.829	181.8	9:31.616	4	1	2:04.963	24.733	1:01.817	38.413	186.7	8:46.985					
5	1	2:10.940	26.317	1:04.600	40.023	193.6	11:42.556	5	1	2:04.063	24.799	1:00.811	38.453	207.7	10:51.048					
6	1	2:38.521	B 26.907	1:12.694	58.920	193.6	14:21.077	6	1	2:22.295	B 24.908	1:00.129	57.258	200.6	13:13.343					
7	1	4:50.901	3:02.730	1:06.827	41.344		19:11.978	7	2	5:11.191	3:34.771	58.858	37.562		18:24.534					
8	1	2:11.236	26.259	1:04.602	40.375	188.6	21:23.214	8	2	2:01.814	24.011	58.693	39.110	214.6	20:26.348					
9	1	2:11.767	26.493	1:04.391	40.883	174.9	23:34.981	9	2	1:59.484	23.529	58.549	37.406	214.2	22:25.832					
10	1	2:17.937	B 26.082	1:04.551	47.304	194.9	25:52.918	10	2	2:09.402	28.956	1:02.301	38.145	195.3	24:35.234					
11	2	4:23.664	2:31.597	1:10.736	41.331		30:16.582	11	2	1:59.311	23.837	58.147	37.327	208.5	26:34.545					
12	2	2:13.760	26.689	1:05.734	41.337	178.8	32:30.342	12	2	1:59.863	23.960	58.422	37.481	212.5	28:34.408					
13	2	2:12.358	26.862	1:05.026	40.470	168.5	34:42.700	13	2	2:21.149	B 26.068	1:04.948	50.133	213.4	30:55.557					
14	2	2:12.475	26.987	1:04.923	40.565	166.7	36:55.175													
15	2	2:11.308	26.235	1:04.614	40.459	191.2	39:06.483													
16	2	2:26.518	29.012	1:14.527	42.979	182.4	41:33.001													
244 Austin-Healey 3000 Mk II 1962																				
1. MOZ GT3																				
1	1	3:19.171	1:21.607	1:15.223	42.341		3:19.171	1	1	3:29.189	1:37.518	1:10.071	41.600		3:29.189					
2	1	2:15.750	27.480	1:06.314	41.956	171.6	5:34.921	2	1	2:08.814	26.069	1:03.169	39.576	181.8	5:38.003					
3	1	2:15.236	26.999	1:06.575	41.662	182.7	7:50.157	3	1	2:08.437	25.061	1:03.849	39.527	200.2	7:46.440					
4	1	2:15.037	26.956	1:06.332	41.749	199.9	10:05.194	4	1	2:08.202	25.758	1:02.987	39.457	194.6	9:54.642					
5	1	2:28.928	30.412	1:11.520	46.996	143.2	12:34.122	5	1	2:12.865	29.047	1:03.574	40.244	152.9	12:07.507					
6	1	3:03.116	40.338	1:26.117	56.661	88.4	15:37.238	6	1	3:25.975	B 42.222	1:34.694	1:09.059	97.8	15:33.482					
7	1	2:28.427	32.708	1:09.703	46.016	121.2	18:05.665	7	2	4:26.121	2:43.524	1:02.696	39.901		19:59.603					
8	1	2:14.198	26.231	1:06.323	41.644	201.3	20:19.863	8	2	2:04.856	25.020	1:01.297	38.539	193.9	22:04.459					
9	1	2:14.401	26.547	1:06.123	41.731	198.1	22:34.264	9	2	2:03.874	24.533	1:00.891	38.450	194.2	24:08.333					
10	1	2:17.837	26.916	1:08.408	42.513	175.2	24:52.101	10	2	2:16.585	B 24.560	1:02.505	49.520	196.0	26:24.918					
11	1	2:15.109	26.433	1:06.895	41.781	201.3	27:07.210													
12	1	2:13.297	26.638	1:05.127	41.532	193.2	29:20.507													
13	1	2:14.579	26.130	1:06.790	41.659	202.0	31:35.086													
14	1	2:19.607	27.306	1:09.193	43.108	198.8	33:54.693													
15	1	2:13.680	26.363	1:05.561	41.756	205.0	36:08.373													
16	1	2:14.395	27.140	1:05.778	41.477	183.3	38:22.768													
17	1	2:12.496	26.364	1:04.721	41.411	196.3	40:35.264													
426 Lotus Elan 26R 1965																				
1. Robin ELLIS GT2																				
2. Nick PADMORE																				
1	1	3:29.189	1:37.518	1:10.071	41.600		3:29.189	1	1	2:56.725	1:03.944	1:09.401	43.380		2:56.725					
2	1	2:08.814	26.069	1:03.169	39.576	181.8	5:38.003	2	1	2:18.959	27.578	1:09.447	41.934	179.1	5:15.684					
3	1	2:08.437	25.061	1:03.849	39.527	200.2	7:46.440	3	1	2:29.284	B 28.251	1:08.702	52.331	162.8	7:44.968					
4	1	2:08.202	25.758	1:02.987	39.457	194.6	9:54.642	4	1	3:35.485	1:45.069	1:08.053	42.363		11:20.453					
5	1	2:12.865	29.047	1:03.574	40.244	152.9	12:07.507	5	1	2:33.686	28.207	1:19.202	46.277	179.1	13:54.139					
6	1	3:25.975	B 42.222	1:34.694	1:09.059	97.8	15:33.482													
7	2	4:26.121	2:43.524	1:02.696	39.901		19:59.603													
8	2	2:04.856	25.020	1:01.297	38.539	193.9	22:04.459													
9	2	2:03.874	24.533	1:00.891	38.450	194.2	24:08.333													
10	2	2:16.585	B 24.560	1:02.505	49.520	196.0	26:24.918													
455 Morgan Plus 4 Super Sports 1965																				
1. Malik KINDE GT3																				
2. Gonzague RUCHAUD																				
1	1	2:56.725	1:03.944	1:09.401	43.380		2:56.725	1	1	2:56.725	1:03.944	1:09.401	43.380		2:56.725					
2	1	2:18.959	27.578	1:09.447	41.934	179.1	5:15.684	2	1	2:18.959	27.578	1:09.447	41.934	179.1	5:15.684					
3	1	2:29.284	B 28.251	1:08.702	52.331	162.8	7:44.968	3	1	2:29.284	B 28.251	1:08.702	52.331	162.8	7:44.968					
4	1	3:35.485	1:45.069	1:08.053	42.363		11:20.453	4	1	3:35.485	1:45.069	1:08.053	42.363		11:20.453					
5	1	2:33.686	28.207	1:19.202	46.277	179.1	13:54.139	5	1	2:33.686	28.207	1:19.202	46.277	179.1	13:54.139					



SIXTIES' ENDURANCE
ESTORIL CLASSICS
QUALIFYING

Sector Analysis

■ Personal Best
 ■ Session Best
 B Crossing the finish line in pit lane

Lap	D	Time	Sector 1	Sector 2	Sector 3	T. Spd	Elapsed	Lap	D	Time	Sector 1	Sector 2	Sector 3	T. Spd	Elapsed
6	1	2:29.203	34.875	1:12.662	41.666	119.6	16:23.342								
7	1	2:15.577	27.520	1:05.934	42.123	183.6	18:38.919								
8	1	2:16.577	27.129	1:07.708	41.740	185.4	20:55.496								
9	1	2:13.438	26.764	1:05.444	41.230	190.9	23:08.934								
10	1	2:15.027	26.815	1:06.052	42.160	188.6	25:23.961								
11	1	2:14.126	26.951	1:05.669	41.506	186.7	27:38.087								
12	1	2:12.796	26.775	1:05.005	41.016	190.2	29:50.883								
13	1	2:16.420	27.105	1:06.645	42.670	181.8	32:07.303								
14	1	2:15.794	28.198	1:06.027	41.569	195.3	34:23.097								
15	1	2:16.216	28.026	1:06.142	42.048	191.5	36:39.313								
16	1	2:13.721	26.963	1:04.731	42.027	183.0	38:53.034								
17	1	2:14.502	26.912	1:05.699	41.891	179.1	41:07.536								