

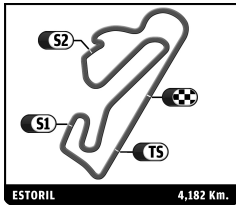


CLASSIC ENDURANCE RACING 2
ESTORIL CLASSICS
QUALIFYING

Sector Analysis

Personal Best Session Best B Crossing the finish line in pit lane

Lap	D	Time	Sector 1	Sector 2	Sector 3	T. Spd	Elapsed	Lap	D	Time	Sector 1	Sector 2	Sector 3	T. Spd	Elapsed		
1	Cheetah G602 1976 1. Beat EGGIMANN P-2L							17	1	4:43.433	3:07.807	59.903	35.723		40:27.456		
	1	1	2:09.495	38.267	56.365	34.863		2:09.495	18	1	1:47.740	21.471	52.942	33.327	223.7	42:15.196	
	2	1	1:51.337	21.795	54.722	34.820	237.7	4:00.832	19	1	1:48.336	21.726	53.113	33.497	212.5	44:03.532	
	3	1	1:48.037	22.247	52.859	32.931	228.3	5:48.869	20	1	1:47.756	21.449	53.057	33.250	218.4	45:51.288	
	4	1	1:45.828	21.078	52.024	32.726	252.3	7:34.697									
	5	1	1:45.340	21.168	51.661	32.511	239.2	9:20.037									
	6	1	1:46.855	21.158	52.535	33.162	252.3	11:06.892									
	7	1	1:45.655	20.977	51.909	32.769	250.0	12:52.547									
	8	1	1:45.714	21.196	51.721	32.797	247.2	14:38.261									
	9	1	2:02.938	B	22.854	57.211	42.873	244.0	16:41.199								
	10	1	4:44.397	3:18.819	52.384	33.194		21:25.596									
	11	1	1:45.690	21.127	52.084	32.479	248.4	23:11.286									
	12	1	1:57.439	B	20.947	52.496	43.996	254.7	25:08.725								
	13	1	6:14.166	4:42.018	57.800	34.348		31:22.891									
	14	1	1:46.936	21.522	51.639	33.775	243.4	33:09.827									
	15	1	1:45.535	21.190	51.810	32.535	252.9	34:55.362									
	16	1	1:57.772	30.338	54.878	32.556	170.6	36:53.134									
	17	1	1:44.018	20.766	50.810	32.442	250.6	38:37.152									
	18	1	2:12.499	B	22.320	59.133	51.046	247.8	40:49.651								
2	Lola T298 1979 1. Frédéric DA ROCHA P-2L							17	1	4:43.433	3:07.807	59.903	35.723		40:27.456		
	1	1	2:21.370	48.602	57.953	34.815		2:21.370	18	1	1:48.362	21.057	53.278	34.027	246.7	3:57.015	
	2	1	1:48.517	21.876	53.058	33.583	235.1	4:09.887	19	1	1:48.282	21.989	52.922	33.371	240.8	5:45.297	
	3	1	1:48.605	22.202	53.174	33.229	244.0	5:58.492	20	1	1:47.446	21.688	52.731	33.027	236.7	7:32.743	
	4	1	1:48.316	21.448	53.051	33.817	252.9	7:46.808	1	1	1:46.221	21.238	51.984	32.999	240.8	9:18.964	
	5	1	1:48.102	21.207	53.004	33.891	246.1	9:34.910	2	1	2:09.486	B	21.249	57.872	50.365	247.2	11:28.450
	6	1	2:00.906	B	21.973	55.806	43.127	244.0	11:35.816	3	1	4:57.510	3:19.315	1:03.330	34.865	16:25.960	
	7	1	3:53.830	2:24.068	55.368	34.394		15:29.646	4	1	1:49.543	21.216	54.566	33.761	246.7	18:15.503	
	8	1	1:48.401	21.313	53.550	33.538	248.4	17:18.047	5	1	1:45.879	20.723	51.924	33.232	247.2	20:01.382	
	9	1	2:15.845	B	36.372	55.378	44.095	250.0	19:33.892	6	1	1:45.664	21.002	51.643	33.019	245.1	21:47.046
	10	1	8:26.980	6:55.143	56.822	35.015		28:00.872	7	1	2:10.234	B	23.826	1:00.977	45.431	226.0	23:57.280
	11	1	1:51.479	21.914	54.814	34.751	247.2	29:52.351	8	1	7:15.816	5:37.966	1:02.244	35.606		31:13.096	
	12	1	1:50.213	21.932	53.970	34.311	242.9	31:42.564	9	1	1:51.192	21.023	55.198	34.971	242.4	33:04.288	
	13	1	1:49.538	21.515	53.775	34.248	249.5	33:32.102	10	1	1:47.784	21.088	52.875	33.821	242.9	34:52.072	
	14	1	2:14.591	B	21.475	53.554	59.562	250.6	35:46.693	11	1	2:02.904	32.218	57.362	33.324	182.1	36:54.976
	7	Chevron B21 1972 1. Jean LEGRAS P-2L							17	1	4:43.433	3:07.807	59.903	35.723		40:27.456	
		1	1	2:41.067	53.420	1:08.278	39.369		2:41.067	18	1	1:45.034	21.043	51.159	32.832	243.4	38:40.010
		2	1	2:02.315	27.284	59.739	35.292	151.2	4:43.382	19	1	1:46.080	20.793	52.050	33.237	246.1	40:26.090
		3	1	1:50.778	22.450	54.397	33.931	192.2	6:34.160	20	1	1:44.494	20.680	51.200	32.614	245.6	42:10.584
4		1	1:50.342	22.443	53.926	33.973	197.4	8:24.502	1	1	2:17.959	B	24.245	1:06.137	47.577	218.4	44:28.543
5		1	1:50.351	21.928	54.562	33.861	204.3	10:14.853									
6		1	2:13.455	B	21.710	54.060	57.685	207.0	12:28.308								
7		1	3:26.890	1:53.314	58.241	35.335		15:55.198									
8		1	1:49.984	21.938	54.154	33.892	213.8	17:45.182									
9		1	1:50.910	22.942	54.177	33.791	220.2	19:36.092									
10		1	1:51.162	21.787	55.011	34.364	212.1	21:27.254									
11		1	1:49.822	22.110	53.606	34.106	207.0	23:17.076									
12		1	2:06.293	B	21.741	54.144	50.408	216.3	25:23.369								
13		1	4:23.673	2:52.457	56.238	34.978		29:47.042									
14		1	1:50.429	21.923	54.206	34.300	214.2	31:37.471									
15		1	1:50.577	22.362	53.571	34.644	214.2	33:28.048									
16		1	2:15.975	B	21.719	53.160	1:01.096	220.2	35:44.023								

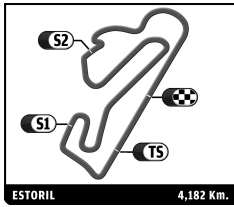


CLASSIC ENDURANCE RACING 2
ESTORIL CLASSICS
QUALIFYING

Sector Analysis

Personal Best Session Best B Crossing the finish line in pit lane

Lap	D	Time	Sector 1	Sector 2	Sector 3	T. Spd	Elapsed	Lap	D	Time	Sector 1	Sector 2	Sector 3	T. Spd	Elapsed	
26	Chevron B36 1976 1.Claude LE JEAN 2.Lucien ROSSIAUD							P-2L	7	1	2:21.200	21.323	51.583	1:08.294	205.0	21:12.910
8	1	1:50.643	23.980	53.841	32.822	197.4	23:03.553	9	1	2:02.288	20.618	55.143	46.527	227.4	25:05.841	
10	1	5:23.648	3:51.415	57.329	34.904		30:29.489	11	1	1:44.545	21.153	51.037	32.355	209.3	32:14.034	
12	1	1:42.589	20.269	50.425	31.895	240.3	33:56.623	13	1	2:11.162	20.328	50.736	1:00.098	227.9	36:07.785	
14	1	4:23.824	2:36.844	1:05.300	41.680		40:31.609	15	1	2:00.092	26.839	59.512	32.741	165.4	42:31.701	
16	1	1:43.023	20.690	50.349	31.984	212.1	44:14.724	17	1	2:21.758	24.234	1:01.683	55.841	206.2	46:36.482	
31	Lola T280 1972 1.Carlos BARBOT 2.Diogo MATOS							P+2L	1	1	3:15.852	1:42.247	59.106	34.499		3:15.852
2	1	1:46.423	20.909	52.017	33.497	237.7	5:02.275	3	1	1:44.374	20.639	51.261	32.474	259.4	6:46.649	
4	1	2:00.424	20.627	54.816	44.981	255.2	8:47.073	5	1	5:10.242	3:45.693	50.976	33.573		13:57.315	
6	1	1:43.323	20.465	50.799	32.059	257.6	15:40.638	7	1	1:42.810	20.285	50.734	31.791	263.8	17:23.448	
8	1	1:48.907	20.642	54.199	34.066	258.8	19:12.355	9	1	1:55.938	20.271	50.916	44.751	263.1	21:08.293	
50	Lola T286 1976 1.Maxime GUENAT							P+2L	1	1	3:58.123	2:22.034	58.466	37.623		3:58.123
2	1	1:47.168	22.170	52.264	32.734	219.3	5:45.291	3	1	1:43.041	20.495	50.639	31.907	248.4	7:28.332	
4	1	1:43.488	20.375	50.466	32.647	243.4	9:11.820	5	1	1:42.569	20.217	50.803	31.549	246.1	10:54.389	
6	1	2:01.919	21.318	53.411	47.190	242.9	12:56.308	7	1	7:34.376	6:06.267	55.150	32.959		20:30.684	
8	1	1:44.195	20.338	51.650	32.207	246.7	22:14.879	9	1	1:46.614	21.585	52.502	32.527	230.7	24:01.493	
10	1	1:43.579	20.478	51.287	31.814	242.4	25:45.072	11	1	1:43.362	20.373	51.127	31.862	247.2	27:28.434	
12	1	1:43.285	20.232	50.897	32.156	251.8	29:11.719	13	1	2:11.650	21.401	1:01.964	48.285	228.8	31:23.369	
52	TOJ SC304 1976 1.Yves SCEMAMA							P+2L	1	1	3:54.184	2:08.780	1:06.848	38.556		3:54.184
2	1	2:04.032	26.432	1:01.655	35.945	168.0	5:58.216	3	1	1:55.111	23.536	56.599	34.976	224.6	7:53.327	
4	1	1:53.521	22.298	56.049	35.174	227.4	9:46.848	5	1	1:52.720	22.234	55.235	35.251	231.7	11:39.568	
6	1	1:51.855	21.967	55.443	34.445	239.7	13:31.423	7	1	1:50.957	22.261	54.509	34.187	235.1	15:22.380	
8	1	1:51.119	21.890	54.450	34.779	239.2	17:13.499	9	1	1:51.000	22.264	54.517	34.219	233.2	19:04.499	
10	1	2:08.207	22.858	55.373	49.976	222.4	21:12.706	11	1	4:26.486	2:47.822	1:02.232	36.432		25:39.192	
12	1	1:56.602	23.523	58.228	34.851	202.4	27:35.794	13	1	1:51.991	22.182	55.175	34.634	236.2	29:27.785	
14	1	1:57.082	23.315	58.465	35.302	238.2	31:24.867	15	1	1:50.430	21.951	54.392	34.087	238.2	33:15.297	
58	Chevron B21 1972 1.Carlos TAVARES							P-2L	1	1	2:13.949	44.068	55.631	34.250		2:13.949
2	1	1:48.844	22.614	52.537	33.693	234.6	4:02.793	3	1	1:51.510	22.190	55.521	33.799	241.8	5:54.303	
4	1	1:47.555	21.637	52.492	33.426	240.8	7:41.858	5	1	1:47.443	21.333	52.870	33.240	239.7	9:29.301	
6	1	2:02.443	21.265	53.247	47.931	242.4	11:31.744	7	1	6:06.485	4:37.581	55.287	33.617		17:38.229	
8	1	1:48.136	21.823	53.072	33.241	228.3	19:26.365	9	1	1:46.865	21.252	51.915	33.698	245.1	21:13.230	
10	1	1:48.644	22.893	52.416	33.335	221.9	23:01.874	11	1	1:50.443	21.100	54.612	34.731	248.9	24:52.317	
12	1	1:47.377	21.381	52.675	33.321	247.2	26:39.694	13	1	2:13.128	24.137	1:02.217	46.774	212.1	28:52.822	
42	Chevron B36 1979 1.Philipp BRUEHWILER							P-2L	1	1	5:13.000	3:24.872	1:10.362	37.766		5:13.000
2	1	2:01.459	24.065	1:00.544	36.850	179.1	7:14.459	3	1	1:44.321	21.742	50.916	31.663	189.6	8:58.780	
4	1	1:55.862	20.938	50.492	44.432	213.8	10:54.642	5	1	6:01.626	4:28.745	58.595	34.286		16:56.268	
6	1	1:55.442	23.783	56.814	34.845	185.7	18:51.710									
49	TOJ SC303 1978 1.Dominique GUENAT							P+2L								



CLASSIC ENDURANCE RACING 2
ESTORIL CLASSICS
QUALIFYING

Sector Analysis

Personal Best Session Best B Crossing the finish line in pit lane

Lap	D	Time	Sector 1	Sector 2	Sector 3	T. Spd	Elapsed	Lap	D	Time	Sector 1	Sector 2	Sector 3	T. Spd	Elapsed
16	1	1:50.540	21.701	54.925	33.914	241.3	35:05.837	6	1	4:43.206	3:08.718	59.358	35.130		16:32.254
17	1	2:17.473	30.462	1:11.634	35.377	197.4	37:23.310	7	1	1:54.341	23.148	56.148	35.045	237.7	18:26.595
18	1	1:49.872	21.993	54.106	33.773	235.7	39:13.182	8	1	1:52.890	23.142	55.399	34.349	233.7	20:19.485
19	1	1:49.610	21.894	53.752	33.964	233.7	41:02.792	9	1	1:53.027	23.147	54.885	34.995	231.2	22:12.512
20	1	1:48.969	21.610	53.746	33.613	240.3	42:51.761	10	1	1:57.898	23.061	58.825	36.012	236.2	24:10.410
21	1	2:28.811 B	25.518	1:07.704	55.589	205.8	45:20.572	11	1	1:51.655	22.389	54.801	34.465	234.2	26:02.065

59 BMW M1 Procar 1979
1. Sebastian GLASER GT2

1	1	2:57.627 B	1:00.167	1:07.072	50.388		2:57.627
2	1	5:49.020	4:18.335	55.811	34.874		8:46.647
3	1	1:51.253	21.797	54.800	34.656	222.8	10:37.900
4	1	1:48.338	21.460	53.122	33.756	234.6	12:26.238
5	1	1:57.978 B	21.913	53.501	42.564	231.2	14:24.216
6	1	8:44.466	7:15.916	54.116	34.434		23:08.682
7	1	2:09.604 B	21.250	1:00.152	48.202	245.6	25:18.286
8	1	6:13.826	4:39.093	54.687	40.046		31:32.112
9	1	1:48.884	21.515	53.505	33.864	243.4	33:20.996
10	1	2:01.345 B	21.144	53.100	47.101	246.7	35:22.341
11	1	4:29.815	2:59.416	56.685	33.714		39:52.156
12	1	1:48.081	21.700	52.959	33.422	236.2	41:40.237
13	1	1:47.390	21.194	52.979	33.217	246.1	43:27.627
14	1	1:47.355	21.222	52.879	33.254	241.3	45:14.982

80 Porsche 934/5 1977
1. Lars ROLNER GT2
2. Patrick SIMON

1	1	5:03.352	3:11.999	1:11.608	39.745		5:03.352
2	1	1:58.473	27.987	55.653	34.833	160.2	7:01.825
3	1	1:50.623	22.365	53.821	34.437	194.2	8:52.448
4	1	1:49.322	21.738	53.592	33.992	213.8	10:41.770
5	1	1:49.088	21.847	53.334	33.907	216.7	12:30.858
6	1	1:48.566	21.409	53.124	34.033	229.3	14:19.424
7	1	2:14.022 B	23.738	58.526	51.758	191.9	16:33.446
8	2	4:13.405	2:37.800	1:00.953	34.652		20:46.851
9	2	1:46.379	21.250	52.076	33.053	214.6	22:33.230
10	2	2:05.902 B	22.351	56.922	46.629	227.9	24:39.132
11	2	5:48.399	4:19.853	55.023	33.523		30:27.531
12	2	1:46.187	20.891	52.265	33.031	237.7	32:13.718
13	2	2:08.985 B	23.698	58.471	46.816	225.1	34:22.703

81 Ford Capri Zakspeed Turbo 1981
1. Emile BREITMAYER GT2

1	1	3:58.084	2:16.375	1:03.476	38.233		3:58.084
2	1	2:08.339	24.034	1:08.284	36.021	188.9	6:06.423
3	1	1:48.725	21.849	52.880	33.996	208.5	7:55.148
4	1	1:58.975	21.405	1:02.589	34.981	213.8	9:54.123
5	1	2:01.681 B	21.705	53.693	46.283	209.3	11:55.804
6	1	4:47.051	3:08.982	1:02.764	35.305		16:42.855
7	1	2:20.002 B	22.238	1:04.721	53.043	216.3	19:02.857

88 March 75S 1975
1. Kevin COOKE P-2L

1	1	4:00.689	2:25.108	1:00.347	35.234		4:00.689
2	1	1:55.612	23.065	56.868	35.679	221.5	5:56.301
3	1	1:53.769	22.884	56.435	34.450	234.6	7:50.070
4	1	1:53.461	22.994	56.059	34.408	234.2	9:43.531
5	1	2:05.517 B	22.849	56.681	45.987	232.2	11:49.048

94 Porsche 935 K3 1979
1. Carlos DE QUESADA GT2

1	1	2:55.068	1:13.085	1:03.771	38.212		2:55.068
2	1	1:55.686	22.866	56.837	35.983	218.0	4:50.754
3	1	1:52.015	22.365	55.184	34.466	234.6	6:42.769
4	1	1:53.296	22.444	55.817	35.035	231.2	8:36.065
5	1	1:50.657	22.037	54.440	34.180	238.2	10:26.722
6	1	2:07.077 B	22.260	54.406	50.411	228.8	12:33.799
7	1	4:31.178	2:59.910	57.184	34.084		17:04.977
8	1	1:52.689	22.480	56.295	33.914	231.2	18:57.666
9	1	1:50.221	22.228	53.989	34.004	238.2	20:47.887
10	1	1:49.159	22.081	53.481	33.597	230.7	22:37.046
11	1	1:50.454	22.652	53.852	33.950	221.5	24:27.500
12	1	2:05.969 B	22.146	53.714	50.109	230.2	26:33.469
13	1	4:46.322	3:14.742	57.279	34.301		31:19.791
14	1	1:49.583	22.216	53.784	33.583	238.2	33:09.374
15	1	1:49.726	22.342	53.404	33.980	245.1	34:59.100
16	1	2:22.446 B	29.585	1:02.857	50.004	169.0	37:21.546

120 Lola T298 1981
1. Stéphane NGUYEN P-2L

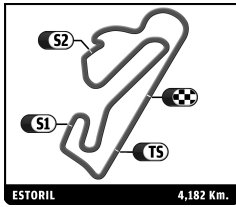
1	1	2:42.861	55.223	1:08.964	38.674		2:42.861
2	1	1:57.289	25.766	57.518	34.005	163.0	4:40.150
3	1	1:47.215	21.794	52.277	33.144	240.8	6:27.365
4	1	1:47.082	21.522	52.381	33.179	250.6	8:14.447
5	1	1:46.091	21.432	51.762	32.897	249.5	10:00.538
6	1	1:45.984	21.129	52.067	32.788	251.2	11:46.522
7	1	1:45.023	21.108	51.542	32.373	248.4	13:31.545
8	1	2:32.963 B	25.358	1:10.629	56.976	210.1	16:04.508
9	1	4:45.620	3:10.641	1:00.904	34.075		20:50.128
10	1	1:47.246	20.735	52.911	33.600	251.2	22:37.374
11	1	2:04.570	25.612	54.486	44.472	182.4	24:41.944
12	1	1:55.956	29.100	54.329	32.527	137.0	26:37.900
13	1	2:35.677	20.885	1:37.261	37.531	248.4	29:13.577
14	1	1:45.325	21.180	51.599	32.546	248.9	30:58.902
15	1	2:37.008 B	25.400	1:10.686	1:00.922	224.2	33:35.910

131 TOJ SC206 1977
1. Franck MOREL P-2L

1	1	6:36.016	4:47.889	1:08.575	39.552		6:36.016
2	1	2:02.194	25.782	1:01.653	34.759	167.2	8:38.210
3	1	1:48.678	21.630	53.351	33.697	230.7	10:26.888

131 TOJ SC206 1977
1. Franck MOREL P-2L

1	1	6:36.016	4:47.889	1:08.575	39.552		6:36.016
2	1	2:02.194	25.782	1:01.653	34.759	167.2	8:38.210
3	1	1:48.678	21.630	53.351	33.697	230.7	10:26.888



CLASSIC ENDURANCE RACING 2
ESTORIL CLASSICS
QUALIFYING

Sector Analysis

■ Personal Best ■ Session Best B Crossing the finish line in pit lane

Lap	D	Time	Sector 1	Sector 2	Sector 3	T. Spd	Elapsed	Lap	D	Time	Sector 1	Sector 2	Sector 3	T. Spd	Elapsed
4	1	1:44.723	20.956	51.286	32.481	250.0	12:11.611								
5	1	1:47.261	22.142	52.352	32.767	245.1	13:58.872								
6	1	1:44.441	20.579	51.222	32.640	251.8	15:43.313								
7	1	1:44.004	20.352	51.366	32.286	252.9	17:27.317								
8	1	2:03.078 B	22.259	54.605	46.214	250.6	19:30.395								
9	1	1:56.698	...	1:03.909	36.272		31:27.093								
10	1	1:49.504	22.876	52.930	33.698	213.4	33:16.597								
11	1	1:49.950	21.705	54.310	33.935	228.3	35:06.547								
12	1	2:11.583	30.915	1:08.225	32.443	178.0	37:18.130								
13	1	1:42.573	20.735	49.999	31.839	247.2	39:00.703								
14	1	1:42.866	20.093	51.007	31.766	250.6	40:43.569								
15	1	1:49.818	21.838	54.667	33.313	250.6	42:33.387								
16	1	1:43.023	20.446	50.473	32.104	249.5	44:16.410								
17	1	1:42.591	20.380	50.351	31.860	250.6	45:59.001								

173 Porsche 934 (C) 1978
1. Pedro BETHENCOURT GT2
2. Mario SILVA

1	1	12:26.470 B	...	1:06.672	58.698		12:26.470
2	1	5:03.019 B	3:06.825	1:03.118	53.076		17:29.489
3	1	4:38.812	2:57.729	1:02.374	38.709		22:08.301
4	1	2:04.900	24.662	1:01.021	39.217	183.0	24:13.201
5	1	2:05.543	25.970	1:01.136	38.437	176.8	26:18.744
6	1	2:06.186	25.650	1:01.418	39.118	184.5	28:24.930
7	1	2:20.235 B	26.843	1:01.271	52.121	173.0	30:45.165
8	2	5:25.311	3:34.814	1:08.377	42.120		36:10.476
9	2	2:02.204	24.415	1:00.466	37.323	192.5	38:12.680
10	2	2:01.167	24.331	59.881	36.955	200.2	40:13.847
11	2	2:44.569 B	27.156	1:12.759	1:04.654	202.0	42:58.416

181 BMW M1 Procar 1981
1. Olivier BREITMAYER GT2

1	1	2:56.968	1:17.419	1:01.183	38.366		2:56.968
2	1	2:09.293	28.565	1:02.843	37.885	181.5	5:06.261
3	1	1:53.680	22.835	55.402	35.443	207.7	6:59.941
4	1	1:53.002	22.216	54.834	35.952	221.9	8:52.943
5	1	1:51.102	22.104	54.165	34.833	210.1	10:44.045
6	1	2:03.817 B	21.638	55.710	46.469	237.2	12:47.862
7	1	5:44.282	4:09.182	58.859	36.241		18:32.144
8	1	1:52.637	22.516	55.281	34.840	232.7	20:24.781
9	1	1:48.878	21.448	53.417	34.013	240.8	22:13.659
10	1	2:09.053	27.724	1:06.448	34.881	220.6	24:22.712
11	1	1:49.876	21.399	54.336	34.141	242.9	26:12.588
12	1	1:48.926	21.510	53.376	34.040	241.8	28:01.514
13	1	2:07.315 B	21.675	57.380	48.260	221.5	30:08.829
14	1	3:14.748	1:46.777	53.988	33.983		33:23.577
15	1	1:47.732	21.102	52.865	33.765	245.1	35:11.309
16	1	2:33.453 B	28.577	1:10.250	54.626	205.8	37:44.762
17	1	3:13.309	1:43.488	54.992	34.829		40:58.071
18	1	1:48.137	21.134	53.221	33.782	243.4	42:46.208
19	1	1:47.480	20.954	52.620	33.906	246.1	44:33.688
20	1	2:31.216 B	26.387	1:04.203	1:00.626	215.9	47:04.904