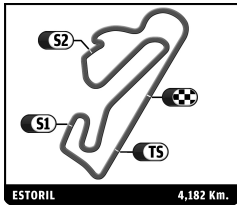


CLASSIC ENDURANCE RACING 1  
ESTORIL CLASSICS  
RACE

Sector Analysis

■ Personal Best ■ Session Best B Crossing the finish line in pit lane

Lap	D	Time	Sector 1	Sector 2	Sector 3	T. Spd	Elapsed	Lap	D	Time	Sector 1	Sector 2	Sector 3	T. Spd	Elapsed
<b>11</b> Chevron B19 1971 1. Marc DEVIS 2. Mathias DEVIS P-2L								25 1 2:02.020 23.629 57.830 40.561 201.7 50:14.702							
1 2 2:35.676 29.240 58.259 1:08.177 2:35.676								26 1 2:31.353 26.711 1:11.765 52.877 175.4 52:46.055							
2 2 2:54.794 44.342 1:25.294 45.158 82.7 5:30.470								27 1 3:07.457 41.002 1:20.793 1:05.662 79.1 55:53.512							
3 2 2:28.320 35.241 1:14.602 38.477 130.5 7:58.790								<b>19</b> Chevron B19 1971 1. Rolf SIGRIST P-2L							
4 2 1:56.508 23.819 57.209 35.480 207.7 9:55.298								1 1 2:27.913 25.794 54.035 1:08.084 2:27.913							
5 2 1:55.855 22.876 56.498 36.481 226.0 11:51.153								2 1 2:52.688 43.677 1:23.214 45.797 81.9 5:20.601							
6 2 1:54.292 22.827 56.048 35.417 222.4 13:45.445								3 1 2:34.361 37.120 1:14.614 42.627 108.5 7:54.962							
7 2 1:54.179 22.506 56.218 35.455 223.3 15:39.624								4 1 1:50.245 22.766 53.683 33.796 230.7 9:45.207							
8 2 1:53.862 22.579 55.628 35.655 224.6 17:33.486								5 1 1:48.618 21.463 53.744 <b>33.411</b> 244.0 11:33.825							
9 2 1:53.125 22.446 55.604 35.075 240.3 19:26.611								6 1 <b>1:48.386</b> 21.478 <b>53.409</b> 33.499 249.5 13:22.211							
10 2 1:53.991 22.519 55.609 35.863 227.4 21:20.602								7 1 1:50.253 <b>21.444</b> 54.645 34.164 248.4 15:12.464							
11 2 1:53.068 22.361 55.537 35.170 226.9 23:13.670								8 1 1:50.197 22.084 54.067 34.046 248.9 17:02.661							
12 2 1:53.151 23.077 55.191 34.883 210.9 25:06.821								9 1 1:51.077 21.643 54.997 34.437 242.9 18:53.738							
13 2 1:53.526 22.759 55.330 35.437 219.7 27:00.347								10 1 1:51.654 22.086 54.693 34.875 237.7 20:45.392							
14 2 1:53.179 22.883 55.184 35.112 214.6 28:53.526								11 1 1:51.832 22.622 55.077 34.133 235.1 22:37.224							
15 2 1:52.214 22.380 54.620 35.214 232.7 30:45.740								12 1 1:50.764 21.751 54.315 34.698 240.3 24:27.988							
16 2 2:03.778B 22.445 55.300 46.033 218.9 32:49.518								13 1 1:50.466 21.945 54.336 34.185 230.7 26:18.454							
17 1 3:20.539 1:48.513 57.112 34.914 36:10.057								14 1 1:51.677 22.076 55.748 33.853 228.8 28:10.131							
18 1 1:51.670 21.807 54.823 35.040 242.4 38:01.727								15 1 1:50.626 22.108 53.912 34.606 234.6 30:00.757							
19 1 1:52.572 22.043 55.123 35.406 226.5 39:54.299								16 1 1:57.796B 21.819 53.816 42.161 236.2 31:58.553							
20 1 1:51.027 22.348 54.607 <b>34.072</b> 229.8 41:45.326								17 1 3:19.209 1:51.327 54.142 33.740 35:17.762							
21 1 1:51.800 21.726 54.922 35.152 234.6 43:37.126								18 1 1:49.353 21.604 53.496 34.253 241.3 37:07.115							
22 1 <b>1:49.544</b> 21.634 53.793 34.117 237.2 45:26.670								19 1 1:50.650 21.607 54.282 34.761 233.7 38:57.765							
23 1 1:49.743 21.807 <b>53.661</b> 34.275 241.3 47:16.413								20 1 1:49.179 21.635 53.523 34.021 234.6 40:46.944							
24 1 1:50.102 22.152 53.839 34.111 234.6 49:06.515								21 1 1:51.064 22.901 54.190 33.973 241.8 42:38.008							
25 1 2:18.824 24.605 1:08.252 45.967 197.4 51:25.339								22 1 1:50.294 21.873 53.569 34.852 237.7 44:28.302							
26 1 2:31.741 34.240 1:12.569 44.932 108.6 53:57.080								23 1 1:51.130 22.590 54.046 34.494 230.2 46:19.432							
27 1 2:34.012 31.909 1:13.261 48.842 128.7 56:31.092								24 1 1:52.491 22.488 55.222 34.781 230.7 48:11.923							
<b>16</b> Lola T212 1971 1. Serge KRIKNOFF P-2L								25 1 2:01.781 22.912 58.175 40.694 220.6 50:13.704							
1 1 2:29.603 27.169 55.311 1:07.123 2:29.603								26 1 2:31.647 25.627 1:13.065 52.955 200.9 52:45.351							
2 1 2:52.855 43.528 1:23.845 45.482 81.1 5:22.458								27 1 3:06.917 40.923 1:20.431 1:05.563 80.8 55:52.268							
3 1 2:32.966 36.711 1:14.817 41.438 109.8 7:55.424								<b>21</b> De Tomaso Pantera Gr. IV 1975 1. Ralf KELLENNERS GT1							
4 1 1:52.980 23.456 55.094 34.430 213.8 9:48.404								1 1 2:32.981 28.027 56.872 1:08.082 2:32.981							
5 1 1:49.669 22.119 53.586 33.964 217.6 11:38.073								2 1 2:53.784 44.564 1:24.743 44.477 81.0 5:26.765							
6 1 1:49.574 21.872 53.536 34.166 220.2 13:27.647								3 1 2:30.410 36.348 1:14.241 39.821 104.4 7:57.175							
7 1 1:51.088 22.270 54.649 34.169 224.2 15:18.735								4 1 1:52.625 23.376 54.627 <b>34.622</b> 208.5 9:49.800							
8 1 1:50.363 22.297 53.902 34.164 221.9 17:09.098								5 1 <b>1:51.508</b> <b>22.207</b> <b>54.504</b> 34.797 212.1 11:41.308							
9 1 1:49.908 21.789 54.175 33.944 227.4 18:59.006								6 1 1:51.867 22.350 54.600 34.917 216.3 13:33.175							
10 1 <b>1:49.046</b> 21.965 53.491 <b>33.590</b> 217.6 20:48.052								7 1 1:52.332 22.404 54.963 34.965 216.3 15:25.507							
11 1 1:50.578 22.354 53.938 34.286 206.6 22:38.630								8 1 1:53.300 23.254 54.974 35.072 202.8 17:18.807							
12 1 1:50.239 <b>21.507</b> 54.114 34.618 226.5 24:28.869								9 1 1:53.160 22.355 55.227 35.578 214.2 19:11.967							
13 1 1:50.582 21.746 54.642 34.194 221.9 26:19.451								10 1 1:52.673 22.568 54.946 35.159 212.1 21:04.640							
14 1 1:50.246 22.314 54.106 33.826 217.1 28:09.697								11 1 1:52.683 22.242 55.132 35.309 213.8 22:57.323							
15 1 2:02.768B 21.673 54.603 46.492 226.5 30:12.465								12 1 1:54.639 23.014 55.395 36.230 218.4 24:51.962							
16 1 3:16.980 1:48.139 54.272 34.569 33:29.445								13 1 1:52.740 22.549 54.898 35.293 211.7 26:44.702							
17 1 1:50.602 22.165 54.183 34.254 221.9 35:20.047								14 1 2:00.375B 22.521 54.769 43.085 206.6 28:45.077							
18 1 1:49.532 21.651 53.674 34.207 230.7 37:09.579								15 1 3:16.308 1:45.126 55.477 35.705 32:01.385							
19 1 1:50.263 22.292 <b>53.266</b> 34.705 212.9 38:59.842								16 1 1:53.732 22.970 55.350 35.412 214.2 33:55.117							
20 1 1:49.342 21.744 53.375 34.223 232.2 40:49.184								17 1 1:54.089 22.445 56.454 35.190 212.1 35:49.206							
21 1 1:49.511 21.673 53.866 33.972 239.2 42:38.695								18 1 1:53.970 22.947 55.779 35.244 210.9 37:43.176							
22 1 1:50.205 22.008 53.659 34.538 231.7 44:28.900								19 1 1:53.362 22.360 55.491 35.511 217.6 39:36.538							
23 1 1:52.154 23.218 53.921 35.015 222.8 46:21.054								20 1 1:52.305 22.384 54.855 35.066 215.0 41:28.843							
24 1 1:51.628 22.370 54.470 34.788 225.1 48:12.682								21 1 1:53.849 22.257 56.341 35.251 215.0 43:22.692							



CLASSIC ENDURANCE RACING 1 ESTORIL CLASSICS RACE

Sector Analysis

Personal Best Session Best B Crossing the finish line in pit lane

Table with 7 columns: Lap, D, Time, Sector 1, Sector 2, Sector 3, T. Spd, Elapsed. Rows 22-27.

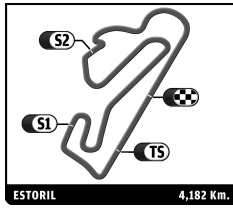
Table with 7 columns: Lap, D, Time, Sector 1, Sector 2, Sector 3, T. Spd, Elapsed. Rows 21-27.

Driver data for car 22: Porsche 911 Carrera RSR 3.0 (C) 1975. Driver: 1.Fernando ESPIRITO SANTO, 2.Ricardo BRAVO. GT1 class. Sector analysis table.

Driver data for car 26: Porsche 911 2,5 ST 1972. Driver: 1.Jean-Louis BONNET. GT1 class. Sector analysis table.

Driver data for car 23: Chevron B21 1972. Driver: 1.Romain BELLETESTE. P-2L class. Sector analysis table.

Driver data for car 35: Lola T70 Mk III B 1969. Driver: 1.Armand MILLE. P+2L class. Sector analysis table.



**CLASSIC ENDURANCE RACING 1 ESTORIL CLASSICS RACE**

**Sector Analysis**

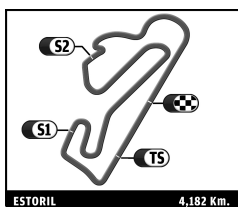
Legend: Personal Best (Green), Session Best (Purple), B Crossing the finish line in pit lane. Table with columns: Lap, D, Time, Sector 1, Sector 2, Sector 3, T. Spd, Elapsed.

42 Lola T212 1971 1.Christophe BEAUDON P-2L. Table with columns: Lap, D, Time, Sector 1, Sector 2, Sector 3, T. Spd, Elapsed.

47 Lola T70 Mk II 1966 1.Marcel BERNET P+2L. Table with columns: Lap, D, Time, Sector 1, Sector 2, Sector 3, T. Spd, Elapsed.

45 Porsche 911 Carrera RSR 2.8 (C) 1973 1.Paul DANIELS GT1. Table with columns: Lap, D, Time, Sector 1, Sector 2, Sector 3, T. Spd, Elapsed.

48 Porsche 908/03 1969 1.Peter VÖGELE P+2L. Table with columns: Lap, D, Time, Sector 1, Sector 2, Sector 3, T. Spd, Elapsed.



CLASSIC ENDURANCE RACING 1  
ESTORIL CLASSICS  
RACE

Sector Analysis

Personal Best Session Best B Crossing the finish line in pit lane

Lap	D	Time	Sector 1	Sector 2	Sector 3	T. Spd	Elapsed
22	1	1:56.245	22.867	56.955	36.423	220.2	46:34.544
23	1	1:57.100	23.956	57.277	35.867	208.1	48:31.644
24	1	2:04.631	25.637	1:00.343	38.651	180.0	50:36.275
25	1	2:23.079	31.216	1:08.255	43.608	135.1	52:59.354
26	1	2:59.473	35.777	1:17.083	1:06.613	112.4	55:58.827

Lap	D	Time	Sector 1	Sector 2	Sector 3	T. Spd	Elapsed
25	2	2:08.031	24.350	59.745	43.936	227.9	51:26.639
26	2	2:31.135	34.260	1:12.147	44.728	110.5	53:57.774
27	2	2:34.079	32.157	1:13.598	48.324	127.3	56:31.853

**52** Chevrolet B16 1970  
1. Francisco SA CARNEIRO P+2L  
2. Joao CANNAS

1	1	2:46.905	37.762	1:05.986	1:03.157		2:46.905
2	1	2:55.489	44.465	1:28.580	42.444	98.5	5:42.394
3	1	2:32.973	35.232	1:16.215	41.526	117.2	8:15.367
4	1	2:07.189	25.290	1:02.940	38.959	194.2	10:22.556
5	1	2:04.486	24.758	1:01.719	38.009	198.4	12:27.042
6	1	2:03.699	24.583	1:00.955	38.161	201.3	14:30.741
7	1	2:04.318	25.168	1:01.169	37.981	191.9	16:35.059
8	1	2:04.137	24.361	1:01.601	38.175	194.9	18:39.196
9	1	2:08.140	25.814	1:01.803	40.523	183.0	20:47.336
10	1	2:07.766	25.923	1:02.498	39.345	176.0	22:55.102
11	1	2:09.779	26.410	1:03.260	40.109	189.2	25:04.881
12	1	2:03.420	24.749	1:00.615	38.056	202.0	27:08.301
13	1	2:03.380	24.602	1:00.944	37.834	203.9	29:11.681
14	1	2:14.958	24.596	1:00.379	49.983	200.2	31:26.639
15	2	4:12.886	2:28.417	1:03.932	40.537		35:39.525
16	2	2:09.366	25.555	1:03.918	39.893	185.7	37:48.891
17	2	2:10.198	25.345	1:05.929	38.924	185.7	39:59.089
18	2	2:05.964	25.553	1:01.866	38.545	196.7	42:05.053
19	2	2:06.547	26.006	1:01.879	38.662	189.9	44:11.600
20	2	2:03.889	24.509	1:00.902	38.478	199.1	46:15.489
21	2	2:06.229	25.255	1:02.301	38.673	198.4	48:21.718
22	2	8:11.944	5:55.590	1:19.391	56.963	200.6	56:33.662

**57** Lola T70 Mk III 1968  
1. Christophe GADAIS P+2L

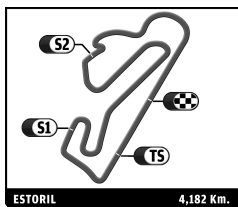
1	1	2:37.348	30.249	58.646	1:08.453		2:37.348
2	1	2:55.466	44.086	1:25.260	46.120	94.6	5:32.814
3	1	2:27.443	34.613	1:14.790	38.040	130.6	8:00.257
4	1	1:55.198	23.089	57.293	34.816	198.4	9:55.455
5	1	1:54.057	21.921	55.942	36.194	227.4	11:49.512
6	1	1:52.115	21.815	55.207	35.093	236.7	13:41.627
7	1	1:52.809	22.334	55.540	34.935	212.9	15:34.436
8	1	1:53.658	22.593	55.803	35.262	205.8	17:28.094
9	1	1:52.176	22.142	55.197	34.837	230.2	19:20.270
10	1	1:53.249	22.489	56.070	34.690	210.5	21:13.519
11	1	1:55.666	22.778	56.331	36.557	218.9	23:09.185
12	1	2:39.409	30.244	1:15.794	53.371	160.6	25:48.594
13	1	3:30.504	1:57.252	57.752	35.500		29:19.098
14	1	1:55.696	23.285	56.437	35.974	194.2	31:14.794
15	1	1:52.850	22.613	54.945	35.292	218.0	33:07.644
16	1	1:54.926	23.258	56.209	35.459	212.1	35:02.570
17	1	1:54.495	22.598	56.221	35.676	223.7	36:57.065
18	1	2:15.917	25.153	59.623	51.141	173.2	39:12.982
19	1	3:29.613	1:57.817	56.564	35.232		42:42.595
20	1	2:09.148	23.781	56.827	48.540	205.4	44:51.743
21	1	2:14.020	42.416	56.072	35.532		47:05.763
22	1	1:53.105	22.524	55.142	35.439	223.7	48:58.868
23	1	2:23.843	26.221	1:10.410	47.212	186.4	51:22.711
24	1	2:32.489	34.140	1:12.521	45.828	125.3	53:55.200
25	1	2:33.854	31.317	1:12.959	49.578	140.1	56:29.054

**56** Chevrolet B19 1971  
1. Joao Paulo CAMPOS COS P+2L  
2. Alexandre BEIRAO

1	1	2:30.894	27.693	56.041	1:07.160		2:30.894
2	1	2:53.351	44.452	1:24.380	44.519	79.1	5:24.245
3	1	2:31.858	36.882	1:14.505	40.471	102.1	7:56.103
4	1	1:52.484	23.085	55.104	34.295	210.9	9:48.587
5	1	1:49.562	22.258	53.812	33.492	216.7	11:38.149
6	1	1:49.593	22.360	53.620	33.613	221.0	13:27.742
7	1	1:49.855	21.783	54.134	33.938	234.2	15:17.597
8	1	1:50.199	22.473	53.846	33.880	222.8	17:07.796
9	1	1:49.779	21.741	54.066	33.972	233.2	18:57.575
10	1	1:49.651	21.800	54.157	33.694	232.2	20:47.226
11	1	1:50.790	22.260	54.355	34.175	207.7	22:38.016
12	1	1:50.284	21.586	54.198	34.500	229.8	24:28.300
13	1	1:50.454	21.956	54.395	34.103	221.9	26:18.754
14	1	1:50.319	22.030	54.460	33.829	224.6	28:09.073
15	1	1:49.936	21.831	54.440	33.665	230.7	29:59.009
16	1	1:58.441	22.232	54.648	41.561	221.5	31:57.450
17	2	4:21.860	2:52.617	54.928	34.315		36:19.310
18	2	1:50.456	21.671	54.837	33.948	236.7	38:09.766
19	2	1:51.497	21.839	55.237	34.421	244.5	40:01.263
20	2	1:51.897	22.150	55.479	34.268	244.5	41:53.160
21	2	1:51.547	22.094	55.173	34.280	238.2	43:44.707
22	2	1:51.008	21.695	55.238	34.075	240.8	45:35.715
23	2	1:51.904	21.942	55.707	34.255	243.4	47:27.619
24	2	1:50.989	22.154	54.463	34.372	233.7	49:18.608

**64** Porsche 911 Carrera RSR 3.0 (G) 1974  
1. Frédéric DUCOURAU GT1

1	1	2:48.784	40.021	1:06.885	1:01.878		2:48.784
2	1	2:59.544	44.388	1:30.056	45.100	95.1	5:48.328
3	1	2:30.009	31.718	1:16.516	41.775	120.9	8:18.337
4	1	2:11.081	26.117	1:04.482	40.482	195.3	10:29.418
5	1	2:11.143	26.515	1:04.458	40.170	202.4	12:40.561
6	1	2:11.179	26.217	1:04.830	40.132	207.4	14:51.740
7	1	2:09.252	26.005	1:03.983	39.264	209.3	17:00.992
8	1	2:11.932	26.551	1:04.861	40.520	209.7	19:12.924
9	1	2:11.008	26.329	1:04.812	39.867	207.0	21:23.932
10	1	2:09.626	25.655	1:03.058	40.913	217.1	23:33.558
11	1	2:07.918	25.453	1:02.677	39.788	209.3	25:41.476
12	1	2:08.273	25.642	1:02.661	39.970	210.5	27:49.749
13	1	2:19.777	25.881	1:02.453	51.443	210.5	30:09.526
14	1	3:39.496	1:55.905	1:03.605	39.986		33:49.022
15	1	2:09.312	25.994	1:04.036	39.282	220.6	35:58.334
16	1	2:09.158	25.901	1:03.696	39.561	200.9	38:07.492
17	1	2:07.748	26.164	1:02.437	39.147	214.2	40:15.240
18	1	2:08.533	26.609	1:02.780	39.144	214.6	42:23.773
19	1	2:09.031	25.051	1:03.025	40.955	215.9	44:32.804
20	1	2:08.876	25.698	1:03.474	39.704	207.7	46:41.680
21	1	2:08.755	25.762	1:03.487	39.506	208.1	48:50.435
22	1	2:30.799	31.406	1:10.833	48.560	165.4	51:21.234
23	1	2:33.043	34.474	1:12.470	46.099	118.1	53:54.277



# CLASSIC ENDURANCE RACING 1 ESTORIL CLASSICS RACE

## Sector Analysis

■ Personal Best ■ Session Best B Crossing the finish line in pit lane

Lap	D	Time	Sector 1	Sector 2	Sector 3	T. Spd	Elapsed	Lap	D	Time	Sector 1	Sector 2	Sector 3	T. Spd	Elapsed
-----	---	------	----------	----------	----------	--------	---------	-----	---	------	----------	----------	----------	--------	---------

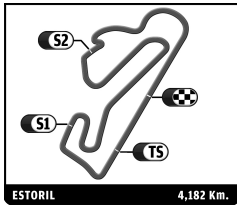
<b>68</b>	Porsche 911 Carrera RSR 3.0 1974							GT1
	1. Luca LITTARDI							
	1	1	2:46.428	36.586	1:04.673	1:05.169	2:46.428	
	2	1	2:54.575	43.672	1:27.208	43.695	5:41.003	
	3	1	2:31.388	35.528	1:16.026	39.834	8:12.391	
	4	1	2:03.529	24.617	1:00.719	38.193	10:15.920	
	5	1	2:05.847	26.591	1:01.489	37.767	12:21.767	
	6	1	2:04.455	24.476	1:01.865	38.114	14:26.222	
	7	1	1:59.612	24.365	58.521	36.726	16:25.834	
	8	1	1:59.391	23.921	58.260	37.210	18:25.225	
	9	1	2:00.187	23.819	58.961	37.407	20:25.412	
	10	1	2:01.717	24.163	1:00.201	37.353	22:27.129	
	11	1	2:07.481	24.255	59.573	43.653	24:34.610	
	12	1	2:01.456	24.530	59.327	37.599	26:36.066	
	13	1	2:02.257	24.292	1:00.178	37.787	28:38.323	
	14	1	2:08.689	24.452	59.835	44.402	30:47.012	
	15	1	3:27.756	1:49.175	1:00.867	37.714	34:14.768	
	16	1	2:01.082	24.177	59.046	37.859	36:15.850	
	17	1	2:03.189	24.403	1:00.666	38.120	38:19.039	
	18	1	2:00.216	24.119	58.602	37.495	40:19.255	
	19	1	2:00.333	24.233	58.948	37.152	42:19.588	
	20	1	2:01.587	24.125	59.498	37.964	44:21.175	
	21	1	2:03.585	25.424	1:00.425	37.736	46:24.760	
	22	1	2:03.537	26.216	58.858	38.463	48:28.297	
	23	1	2:05.873	25.705	1:00.337	39.831	50:34.170	
	24	1	2:24.086	32.176	1:07.876	44.034	52:58.256	
25	1	2:59.098	35.831	1:17.078	1:06.189	55:57.354		

<b>69</b>	Ford GT40 1965							GT1
	1. Mr JOHN OF B 2. Soheil AYARI							
	1	1	2:33.704	28.056	57.428	1:08.220	2:33.704	
	2	1	2:54.346	44.461	1:25.061	44.824	5:28.050	
	3	1	2:29.727	35.704	1:14.339	39.684	7:57.777	
	4	1	1:54.030	23.252	55.768	35.010	9:51.807	
	5	1	1:53.568	22.142	56.349	35.077	11:45.375	
	6	1	1:52.669	21.824	55.909	34.936	13:38.044	
	7	1	1:52.525	21.978	55.693	34.854	15:30.569	
	8	1	1:54.015	22.239	56.734	35.042	17:24.584	
	9	1	1:53.342	22.004	56.482	34.856	19:17.926	
	10	1	1:53.019	22.128	56.084	34.807	21:10.945	
	11	1	1:55.571	24.678	55.693	35.200	23:06.516	
	12	1	1:55.737	22.077	56.552	37.108	25:02.253	
	13	1	2:06.366	22.895	57.454	46.017	27:08.619	
	14	2	3:13.782	1:43.080	55.518	35.184	30:22.401	
	15	2	1:53.095	22.092	55.008	35.995	32:15.496	
	16	2	1:51.323	21.963	54.511	34.849	34:06.819	
	17	2	1:51.319	21.789	54.445	35.085	35:58.138	
	18	2	1:51.594	21.741	54.229	35.624	37:49.732	
	19	2	1:52.726	22.629	55.326	34.771	39:42.458	
	20	2	1:53.248	22.650	55.986	34.612	41:35.706	
	21	2	1:53.335	22.106	55.901	35.328	43:29.041	
	22	2	1:51.355	22.304	54.293	34.758	45:20.396	
	23	2	1:51.347	22.428	54.433	34.486	47:11.743	
	24	2	1:50.159	21.934	53.489	34.736	49:01.902	
25	2	2:21.248	23.852	1:10.890	46.506	51:23.150		

<b>71</b>	Porsche 911 Carrera RS 3.0 1975							GT1
	1. Annette ROLNER 2. Pierre-Alain THIBAUT							
	1	1	2:40.317	34.389	1:00.209	1:05.719	2:40.317	
	2	1	2:55.332	44.055	1:25.944	45.333	5:35.649	
	3	1	2:30.473	34.167	1:15.748	40.558	8:06.122	
	4	1	1:58.589	23.944	57.741	36.904	10:04.711	
	5	1	2:00.290	24.432	58.459	37.399	12:05.001	
	6	1	1:59.344	24.227	58.176	36.941	14:04.345	
	7	1	1:59.039	23.646	58.342	37.051	16:03.384	
	8	1	1:59.593	23.587	58.858	37.148	18:02.977	
	9	1	1:58.759	23.255	58.308	37.196	20:01.736	
	10	1	1:59.134	23.062	58.587	37.485	22:00.870	
	11	1	2:00.166	23.767	59.134	37.265	24:01.036	
	12	1	2:01.136	23.652	58.672	38.812	26:02.172	
	13	1	2:00.668	24.629	58.736	37.303	28:02.840	
	14	1	2:16.263	23.845	1:03.478	48.940	30:19.103	
	15	2	4:27.008	2:41.195	1:05.136	40.677	34:46.111	
	16	2	2:07.239	26.527	1:01.899	38.813	36:53.350	
	17	2	2:09.036	25.360	1:02.456	41.220	39:02.386	
	18	2	2:09.311	27.824	1:02.288	39.199	41:11.697	
	19	2	2:07.740	25.780	1:02.854	39.106	43:19.437	
	20	2	2:08.088	26.301	1:02.066	39.721	45:27.525	
	21	2	2:09.275	25.404	1:03.625	40.246	47:36.800	
	22	2	2:09.708	25.085	1:00.586	44.037	49:46.508	
	23	2	2:57.095	40.076	1:22.219	54.800	52:43.603	
	24	2	3:04.885	39.955	1:20.318	1:04.612	55:48.488	

<b>72</b>	Chevron B16 1970							P-2L
	1. Didier ROBIN 2. Arnold ROBIN							
	1	2	2:34.607	28.824	57.135	1:08.648	2:34.607	
	2	2	2:54.425	44.194	1:25.059	45.172	5:29.032	
	3	2	2:29.250	35.419	1:14.465	39.366	7:58.282	
	4	2	1:55.545	24.119	56.120	35.306	9:53.827	
	5	2	1:52.313	22.348	55.374	34.591	11:46.140	
	6	2	1:52.631	22.051	55.224	35.356	13:38.771	
	7	2	1:52.417	21.863	55.338	35.216	15:31.188	
	8	2	1:51.265	21.930	54.835	34.500	17:22.453	
	9	2	1:51.935	22.259	55.047	34.629	19:14.388	
	10	2	1:53.624	23.577	55.327	34.720	21:08.012	
	11	2	1:52.190	22.528	55.054	34.608	23:00.202	
	12	2	1:52.336	22.230	54.990	35.116	24:52.538	
	13	2	1:52.750	22.464	55.022	35.264	26:45.288	
	14	2	1:52.644	22.339	54.904	35.401	28:37.932	
	15	2	1:52.112	21.997	54.983	35.132	30:30.044	
	16	2	2:03.042	22.171	55.352	45.519	32:33.086	
	17	1	3:25.416	1:51.189	57.570	36.657	35:58.502	
	18	1	1:57.250	23.248	56.672	37.330	37:55.752	
	19	1	1:56.660	22.867	57.242	36.551	39:52.412	
	20	1	1:55.439	23.188	56.698	35.553	41:47.851	
	21	1	1:54.284	22.679	56.101	35.504	43:42.135	
	22	1	1:56.509	23.469	57.442	35.598	45:38.644	
	23	1	1:54.845	22.996	56.192	35.657	47:33.489	
	24	1	1:56.776	22.918	58.170	35.688	49:30.265	
25	1	2:34.351	24.100	1:04.534	1:05.717	52:04.616		





# CLASSIC ENDURANCE RACING 1

## ESTORIL CLASSICS

### RACE

#### Sector Analysis

■ Personal Best ■ Session Best ■ Crossing the finish line in pit lane

Lap	D	Time	Sector 1	Sector 2	Sector 3	T. Spd	Elapsed
25	2	1:57.116	24.426	55.408	37.282	179.1	50:36.648
26	2	2:23.314	31.785	1:08.142	43.387	130.5	52:59.962
27	2	3:00.178	36.032	1:17.053	1:07.093	105.8	56:00.140

Lap	D	Time	Sector 1	Sector 2	Sector 3	T. Spd	Elapsed	GT1	
<b>123</b>	<b>Ford GT40 1965</b>								
1. Frédéric LEMOS									
2. Adriano NICODEMI									
1	2	2:47.790	39.030	1:05.448	1:03.312		2:47.790		
2	2	2:56.580	44.315	1:30.173	42.092	92.6	5:44.370		
3	2	2:31.929	34.255	1:16.856	40.818	107.1	8:16.299		
4	2	2:04.965	25.230	1:01.246	38.489	180.6	10:21.264		
5	2	2:03.351	24.403	1:01.734	37.214	191.9	12:24.615		
6	2	2:05.124	<b>23.944</b>	1:03.016	38.164	190.6	14:29.739		
7	2	2:04.012	25.052	1:01.741	<b>37.219</b>	183.6	16:33.751		
8	2	2:03.751	24.674	1:01.870	<b>37.207</b>	177.7	18:37.502		
9	2	2:08.139	25.447	1:02.907	39.785	158.8	20:45.641		
10	2	2:08.054	26.814	1:02.536	38.704	173.2	22:53.695		
11	2	2:08.964	27.495	1:02.821	38.648	164.0	25:02.659		
12	2	2:24.527	<b>B</b>	25.659	1:05.821	53.047	27:27.186		
13	1	4:09.114	2:28.358	1:01.948	38.808		31:36.300		
14	1	2:04.733	25.111	1:01.663	37.959	193.2	33:41.033		
15	1	2:05.026	25.078	1:02.217	37.731	199.5	35:46.059		
16	1	2:04.071	24.395	1:01.941	37.735	193.2	37:50.130		
17	1	2:04.338	25.253	1:01.754	37.331	174.9	39:54.468		
18	1	<b>2:02.428</b>	24.485	<b>1:00.345</b>	37.598	188.0	41:56.896		
19	1	2:05.119	24.238	1:03.197	37.684	197.7	44:02.015		
20	1	2:03.581	24.585	1:01.783	37.213	185.1	46:05.596		
21	1	2:36.490	<b>B</b>	24.391	1:12.995	59.104	48:42.086		
22	1	2:59.258	1:07.109	1:06.061	46.088		51:41.344		
23	1	2:19.469	26.415	1:07.036	46.018	168.5	54:00.813		
24	1	2:32.778	30.782	1:13.261	48.735	121.7	56:33.591		

Lap	D	Time	Sector 1	Sector 2	Sector 3	T. Spd	Elapsed	P-2L	
<b>162</b>	<b>Chevron B16 1970</b>								
1. Michael BIRCH									
2. Gareth BURNETT									
1	1	2:45.029	37.667	1:02.227	1:05.135		2:45.029		
2	1	2:55.243	44.314	1:27.095	43.834	102.0	5:40.272		
3	1	2:30.581	35.449	1:15.540	39.592	124.3	8:10.853		
4	1	2:04.826	24.920	1:01.324	38.582	204.7	10:15.679		
5	1	2:00.435	24.296	59.463	36.676	196.7	12:16.114		
6	1	2:00.741	24.145	59.674	36.922	200.9	14:16.855		
7	1	2:00.534	24.203	59.363	36.968	192.9	16:17.389		
8	1	1:59.670	24.226	58.770	36.674	194.9	18:17.059		
9	1	1:59.355	24.052	58.652	36.651	198.1	20:16.414		
10	1	1:59.921	24.030	58.762	37.129	197.4	22:16.335		
11	1	2:02.055	24.650	1:00.560	36.845	196.0	24:18.390		
12	1	1:58.919	23.942	57.822	37.155	200.9	26:17.309		
13	1	2:00.351	25.445	58.404	36.502	192.2	28:17.660		
14	1	1:58.797	23.608	58.549	36.640	199.1	30:16.457		
15	1	2:08.489	<b>B</b>	23.990	58.291	46.208	32:24.946		
16	2	3:23.385	1:48.437	58.584	36.364		35:48.331		
17	2	2:01.430	24.700	58.206	38.524	193.6	37:49.761		
18	2	2:02.338	25.096	59.363	37.879	192.5	39:52.099		
19	2	1:57.875	24.339	57.659	<b>35.877</b>	193.9	41:49.974		
20	2	<b>1:56.510</b>	<b>23.079</b>	<b>56.943</b>	36.488	205.8	43:46.484		
21	2	1:58.467	23.619	58.141	36.707	201.3	45:44.951		
22	2	1:58.780	23.490	58.442	36.848	203.9	47:43.731		

<b>164</b>	<b>Lola T212 1971</b>								
1. Stephan JOEBSTL									
2. Andy WILLIS									
1	1	8:34.997	<b>B</b>		53.135			8:34.997	

Lap	D	Time	Sector 1	Sector 2	Sector 3	T. Spd	Elapsed	GT1	
<b>176</b>	<b>Ford GT40 (C) 1965</b>								
1. Christian OLDENDORFF									
1	1	2:40.954	35.574	59.710	1:05.670		2:40.954		
2	1	2:55.275	44.088	1:26.176	45.011	89.3	5:36.229		
3	1	2:29.953	34.125	1:16.110	39.718	155.0	8:06.182		
4	1	2:00.859	24.357	59.509	36.993	197.0	10:07.041		
5	1	1:59.966	23.665	<b>58.735</b>	37.566	201.3	12:07.007		
6	1	2:00.656	23.581	59.871	37.204	205.4	14:07.663		
7	1	<b>1:59.299</b>	23.659	59.019	<b>36.621</b>	200.2	16:06.962		
8	1	1:59.586	23.444	59.470	36.672	200.9	18:06.548		
9	1	2:00.419	23.868	59.680	36.871	192.5	20:06.967		
10	1	2:00.828	23.587	59.602	37.639	203.5	22:07.795		
11	1	2:00.604	23.604	59.674	37.326	197.4	24:08.399		
12	1	2:07.585	<b>B</b>	23.501	59.519	44.565	26:15.984		
13	1	4:15.689	2:37.358	1:00.480	37.851		30:31.673		
14	1	1:59.893	<b>23.397</b>	59.468	37.028	203.2	32:31.566		
15	1	2:00.283	23.831	59.570	36.882	197.4	34:31.849		
16	1	2:01.028	23.965	59.808	37.255	207.7	36:32.877		
17	1	2:00.884	23.547	59.033	38.304	200.9	38:33.761		
18	1	2:00.584	23.797	59.201	37.586	205.0	40:34.345		
19	1	2:01.430	23.902	59.567	37.961	194.2	42:35.775		
20	1	2:02.724	24.113	59.793	38.818	203.9	44:38.499		
21	1	2:02.439	24.333	59.942	38.164	192.5	46:40.938		
22	1	2:01.730	23.667	1:00.213	37.850	202.4	48:42.668		
23	1	2:08.009	24.979	1:03.334	39.696	190.6	50:50.677		
24	1	2:11.747	27.670	1:03.684	40.393	155.9	53:02.424		
25	1	2:58.678	34.515	1:16.763	1:07.400	113.9	56:01.102		