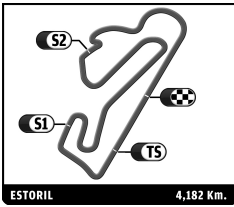




IBERIAN HISTORIC ENDURANCE ESTORIL CLASSICS RACE

Sector Analysis

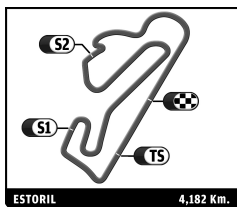
Table with 4 columns: Lap, D, Time, Sector 1, Sector 2, Sector 3, T. Spd, Elapsed. Includes sub-tables for car #48 (FORD Escort RS1600), #49 (LOTUS Elan), and #51 (ALFA ROMEO GTAm) with their respective lap data and best times.



IBERIAN HISTORIC ENDURANCE
ESTORIL CLASSICS
RACE

Sector Analysis

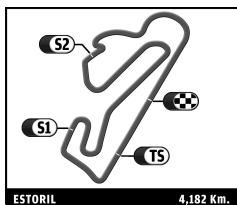
								■ Personal Best ■ Session Best ■ Crossing the finish line in pit lane											
Lap	D	Time	Sector 1	Sector 2	Sector 3	T. Spd	Elapsed	Lap	D	Time	Sector 1	Sector 2	Sector 3	T. Spd	Elapsed				
7	1	2:06.472	25.164	1:01.244	40.064	182.7	14:57.023	16	1	4:24.803	55.173	2:10.819	1:18.811	71.8	42:46.342				
8	1	2:06.797	25.422	1:01.313	40.062	180.3	17:03.820	17	1	2:26.839	35.055	1:08.622	43.162	111.5	45:13.181				
9	1	2:04.906	25.154	1:01.023	38.729	194.6	19:08.726	18	1	2:17.413	28.307	1:07.264	41.842	170.3	47:30.594				
10	1	2:14.880 B	25.125	1:01.416	48.339	188.3	21:23.606	19	1	2:17.463	27.412	1:06.924	43.127	162.3	49:48.057				
11	1	3:50.603	2:09.817	1:02.140	38.646		25:14.209	20	1	2:15.450	26.969	1:05.643	42.838	164.7	52:03.507				
12	1	2:14.022	25.329	1:02.892	45.801	190.6	27:28.231								105 <small>FORD Escort MK1 RS2000</small> 1.J. Filipe NOGUEIRA H76				
13	1	2:29.439	31.460	1:11.257	46.722	128.1	29:57.670	1	1	2:22.649	38.656	1:03.802	40.191		2:22.649				
14	1	4:08.632	30.989	1:40.748	1:56.895	139.5	34:06.302	2	1	2:08.368	25.524	1:01.729	41.115	207.7	4:31.017				
15	1	3:52.189	1:03.111	1:58.733	50.345	44.3	37:58.491	3	1	2:07.851	25.248	1:02.001	40.602	197.0	6:38.868				
16	1	2:27.764	34.176	1:09.667	43.921	136.8	40:26.255	4	1	2:07.075	25.617	1:01.639	39.819	193.9	8:45.943				
17	1	2:43.649	33.134	1:21.659	48.856	119.5	43:09.904	5	1	2:07.414	25.175	1:01.425	40.814	203.9	10:53.357				
18	1	2:34.002	40.481	1:11.162	42.359	95.9	45:43.906	6	1	2:06.903	25.343	1:01.606	39.954	198.4	13:00.260				
19	1	2:09.477	26.365	1:03.214	39.898	184.5	47:53.383	7	1	2:13.850	31.395	1:02.179	40.276	205.0	15:14.110				
20	1	2:06.291	25.689	1:01.778	38.824	191.2	49:59.674	8	1	2:08.585	25.541	1:02.535	40.509	195.3	17:22.695				
21	1	2:05.575	25.463	1:01.541	38.571	181.5	52:05.249	9	1	2:07.289	25.463	1:01.419	40.407	201.7	19:29.984				
								10	1	2:07.924	24.962	1:02.302	40.660	194.6	21:37.908				
								11	1	2:08.674	24.950	1:04.349	39.375	200.6	23:46.582				
								12	1	2:16.250 B	25.117	1:03.557	47.576	198.1	26:02.832				
								13	1	4:10.264	2:16.424	1:10.861	42.979		30:13.096				
								14	1	3:58.821	27.534	1:34.825	1:56.462	168.5	34:11.917				
								15	1	3:50.779	1:01.921	1:57.802	51.056	39.2	38:02.696				
								16	1	2:27.411	33.366	1:10.662	43.383	155.4	40:30.107				
								17	1	2:42.140	32.130	1:21.437	48.573	129.7	43:12.247				
								18	1	2:36.717	41.137	1:11.535	44.045	92.7	45:48.964				
								19	1	2:09.981	26.307	1:01.987	41.687	204.3	47:58.945				
								20	1	2:09.142	25.423	1:02.434	41.285	205.0	50:08.087				
								21	1	2:11.406	26.897	1:04.177	40.332	192.5	52:19.493				
								153 <small>PORSCHE 914/6</small> 1.Manuel DE LA TORRE H71											
								1	1	2:32.230	42.538	1:07.576	42.116		2:32.230				
								2	1	2:16.082	27.841	1:06.687	41.554	167.2	4:48.312				
								3	1	2:15.651	27.331	1:06.200	42.120	165.7	7:03.963				
								4	1	2:15.925	27.488	1:06.720	41.717	164.7	9:19.888				
								5	1	2:16.434	28.473	1:06.200	41.761	165.9	11:36.322				
								6	1	2:15.707	27.904	1:05.887	41.916	160.2	13:52.029				
								7	1	2:15.595	27.569	1:05.916	42.110	170.6	16:07.624				
								8	1	2:15.873	28.222	1:06.128	41.523	149.6	18:23.497				
								9	1	2:14.524	27.323	1:06.219	40.982	168.2	20:38.021				
								10	1	2:29.322 B	27.593	1:06.314	55.415	155.7	23:07.343				
								11	1	4:08.556	2:18.583	1:07.078	42.895		27:15.899				
								12	1	2:17.509	28.846	1:06.887	41.776	156.5	29:33.408				
								13	1	4:24.461	28.281	1:58.870	1:57.310	152.7	33:57.869				
								14	1	3:52.795	1:04.379	1:59.135	49.281	39.9	37:50.664				
								15	1	2:28.118	31.193	1:13.196	43.729	136.6	40:18.782				
								16	1	2:44.796	34.016	1:20.311	50.469	140.4	43:03.578				
								17	1	2:34.798	39.378	1:12.036	43.384	91.0	45:38.376				
								18	1	2:13.421	27.658	1:05.488	40.275	167.7	47:51.797				
								19	1	2:15.400	28.090	1:06.091	41.219	184.5	50:07.197				
								20	1	2:15.174	28.218	1:05.509	41.447	183.9	52:22.371				
								157 <small>PORSCHE 2.5 ST</small> 1.Alfonso GARCIA H71											
								1	1	2:26.660	39.198	1:05.719	41.743		2:26.660				
								2	1	2:11.512	27.174	1:04.225	40.113	171.9	4:38.172				



**IBERIAN HISTORIC ENDURANCE
ESTORIL CLASSICS
RACE**

Sector Analysis

Sector Analysis															
Lap	D	Time	Sector 1	Sector 2	Sector 3	T. Spd	Elapsed	Lap	D	Time	Sector 1	Sector 2	Sector 3	T. Spd	Elapsed
3	1	2:10.804	26.195	1:04.432	40.177	177.7	6:48.976	13	2	3:53.630	1:03.292	1:58.608	51.730	46.5	37:58.319
4	1	2:09.730	26.172	1:03.730	39.828	178.3	8:58.706	14	2	2:27.150	32.667	1:09.426	45.057	137.0	40:25.469
5	1	2:10.763	26.672	1:04.196	39.895	182.4	11:09.469	15	2	2:43.457	32.500	1:21.231	49.726	116.1	43:08.926
6	1	2:10.553	26.364	1:04.115	40.074	171.9	13:20.022	16	2	2:34.836	39.907	1:10.997	43.932	98.5	45:43.762
7	1	2:10.055	26.022	1:04.173	39.860	178.8	15:30.077	17	2	2:43.136	30.949	1:22.507	49.680	139.0	48:26.898
8	1	2:09.737	25.966	1:03.777	39.994	178.8	17:39.814	18	2	2:33.962	31.198	1:13.644	49.120	141.1	51:00.860
9	1	2:10.717	26.191	1:04.190	40.336	169.8	19:50.531	19	2	2:26.708	32.037	1:10.438	44.233	133.8	53:27.568
10	1	2:10.045	26.298	1:03.786	39.961	177.7	22:00.576	168 ALFA ROMEO GTAm							
11	1	2:09.908	26.599	1:03.286	40.023	178.8	24:10.484	1.Christian OLDENDORFF							
12	1	2:18.628 B	25.942	1:03.512	49.174	170.6	26:29.112	2.Max WERNER							
13	1	3:45.258	1:49.801	1:12.665	42.792		30:14.370	1	1	2:26.730	39.561	1:04.858	42.311		2:26.730
14	1	3:59.669	27.647	1:34.931	1:57.091	163.0	34:14.039	2	1	2:10.464	26.665	1:03.798	40.001	180.6	4:37.194
15	1	3:59.242	1:01.016	1:57.421	1:00.805	38.8	38:13.281	3	1	2:08.883	25.770	1:03.569	39.544	190.2	6:46.077
16	1	2:39.401	36.418	1:18.818	44.165	125.9	40:52.682	4	1	2:09.853	26.460	1:03.252	40.141	195.3	8:55.930
17	1	2:23.335	27.034	1:10.628	45.673	166.9	43:16.017	5	1	2:10.213	26.324	1:04.179	39.710	195.3	11:06.143
18	1	2:33.491	39.412	1:13.253	40.826	89.1	45:49.508	6	1	2:09.107	26.096	1:03.633	39.378	191.9	13:15.250
19	1	2:13.049	26.968	1:05.158	40.923	184.8	48:02.557	7	1	2:09.074	25.784	1:03.569	39.721	189.2	15:24.324
20	1	2:10.233	26.385	1:03.765	40.083	176.5	50:12.790	8	1	2:08.661	25.753	1:03.303	39.605	197.0	17:32.985
21	1	2:12.994	27.218	1:05.915	39.861	150.4	52:25.784	9	1	2:08.819	25.614	1:03.784	39.421	195.6	19:41.804
159 DATSUN 510 sss								168 ALFA ROMEO GTAm							
1.Alexandre LEAL								1.Christian OLDENDORFF							
2.Nelson REGO								2.Max WERNER							
1	1	2:30.255	41.872	1:06.102	42.281		2:30.255	10	1	2:17.821 B	26.015	1:03.515	48.291	185.1	21:59.625
2	1	2:16.623	28.184	1:05.826	42.613	176.3	4:46.878	11	2	3:34.965	1:51.508	1:03.522	39.935		25:34.590
3	1	2:12.487	26.819	1:04.787	40.881	174.0	6:59.365	12	2	2:16.393	26.550	1:05.334	44.509	197.7	27:50.983
4	1	2:10.840	26.213	1:03.863	40.764	184.5	9:10.205	13	2	2:24.090	28.765	1:12.995	42.330	167.5	30:15.073
5	1	2:10.419	26.121	1:03.203	41.095	183.6	11:20.624	14	2	2:40.365	27.513	1:35.384	1:57.468	162.8	34:15.438
6	1	2:11.918	26.385	1:04.147	41.386	180.3	13:32.542	15	2	3:58.362	1:00.375	1:57.796	1:00.191	46.4	38:13.800
7	1	2:10.750	26.545	1:03.673	40.532	178.5	15:43.292	16	2	2:36.026	35.189	1:19.106	41.731	136.3	40:49.826
8	1	2:12.466	26.741	1:04.218	41.507	179.4	17:55.758	17	2	2:23.179	27.802	1:11.346	44.031	186.7	43:13.005
9	1	2:13.118	26.552	1:04.473	42.093	174.6	20:08.876	18	2	2:36.015	41.131	1:11.903	42.981	93.8	45:49.020
10	1	2:14.849	27.037	1:05.953	41.859	175.7	22:23.725	19	2	2:12.701	26.472	1:05.883	40.346	198.4	48:01.721
11	1	2:11.891	26.184	1:03.762	41.945	184.2	24:35.616	20	2	2:10.402	26.196	1:04.221	39.985	191.2	50:12.123
12	1	2:12.511	26.514	1:03.782	42.215	176.5	26:48.127	21	2	2:11.597	26.324	1:04.485	40.788	199.9	52:23.720
13	1	2:36.438 B	28.522	1:12.063	55.853	179.4	29:24.565	170 SAAB Sonnet III							
14	2	5:00.928	1:58.330	1:17.664	1:44.934		34:25.493	1.Paulo SOUSA							
15	2	3:55.589	1:00.049	2:01.695	53.845	27.8	38:21.082	2.Francisco PINTO							
16	2	4:24.720	55.215	2:10.377	1:19.128	70.8	42:45.802	1	1	2:28.536	40.434	1:05.186	42.916		2:28.536
17	2	2:27.210	34.989	1:08.636	43.585	109.3	45:13.012	2	1	2:12.279	26.941	1:03.736	41.602	178.5	4:40.815
18	2	2:18.585	28.930	1:07.572	42.083	172.1	47:31.597	3	1	2:11.913	26.291	1:03.742	41.880	192.5	6:52.728
19	2	2:18.353	27.338	1:08.730	42.285	168.0	49:49.950	4	1	2:11.991	26.342	1:04.159	41.490	184.2	9:04.719
20	2	2:15.346	26.688	1:07.152	41.506	178.3	52:05.296	5	1	2:21.715 B	26.248	1:04.526	50.941	193.2	11:26.434
167 DATSUN 1200								174 PORSCHE 2.5 ST							
1.João NEVES								1.Antonio CASTRO							
2.Paulo SANTOS															
1	1	2:43.803	47.501	1:09.505	46.797		2:43.803	1	1	2:35.090	43.347	1:08.601	43.142		2:35.090
2	1	2:33.445	30.581	1:14.639	48.225	141.7	5:17.248	2	1	2:17.931	27.509	1:06.990	43.432	171.6	4:53.021
3	1	2:29.927	30.939	1:11.568	47.420	130.8	7:47.175	3	1	2:15.822	27.308	1:05.459	43.055	177.1	7:08.843
4	1	2:29.176	31.019	1:11.032	47.125	132.7	10:16.351	4	1	2:43.724 B	28.522	1:14.227	1:00.975	170.6	9:52.567
5	1	2:32.826	30.857	1:11.716	50.253	131.9	12:49.177	5	1	12:06.953 B					21:59.520
6	1	2:33.856	32.517	1:13.045	48.294	134.6	15:23.033	176 PORSCHE 911 3.0RS							
7	1	2:32.682	30.507	1:13.119	49.056	136.4	17:55.715	1.Eduardo DAVILA							
8	1	2:38.505 B	32.050	1:09.345	57.110	123.8	20:34.220	1	1	2:18.710	37.034	1:02.880	38.796		2:18.710
9	2	4:06.015	1:54.582	1:21.426	50.007		24:40.235	2	1	2:06.366	25.430	1:01.820	39.116	185.7	4:25.076
10	2	2:47.123	36.300	1:15.171	55.652	123.6	27:27.358	3	1	2:06.402	25.354	1:02.035	39.013	192.5	6:31.478
11	2	2:29.600	31.298	1:10.754	47.548	136.3	29:56.958	4	1	2:08.055	25.767	1:03.563	38.725	194.6	8:39.533
12	2	4:07.731	30.269	1:40.571	1:56.891	139.0	34:04.689	5	1	2:08.367	25.444	1:03.921	39.002	170.0	10:47.900
								6	1	2:06.673	25.239	1:02.139	39.295	199.1	12:54.573

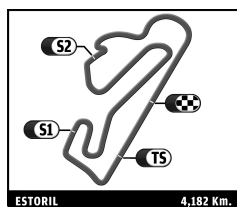


IBERIAN HISTORIC ENDURANCE
ESTORIL CLASSICS
RACE

Sector Analysis

Personal Best Session Best B Crossing the finish line in pit lane

Lap	D	Time	Sector 1	Sector 2	Sector 3	T. Spd	Elapsed	Lap	D	Time	Sector 1	Sector 2	Sector 3	T. Spd	Elapsed
196 PORSCHE 356 1. Pedro MORIYON 2. José CARVALHOSA H65															
1	1	2:51.460	50.000	1:13.379	48.081		2:51.460	2	1	2:24.971	30.037	1:10.518	44.416	148.3	5:16.431
3	1	2:25.302	29.491	1:11.183	44.628	149.6	7:41.733	4	1	2:23.624	29.274	1:09.972	44.378	152.0	10:05.357
5	1	2:23.045	29.149	1:10.179	43.717	154.1	12:28.402	6	1	2:29.622	30.892	1:13.192	45.538	156.3	14:58.024
7	1	2:24.461	30.694	1:09.425	44.342	155.7	17:22.485	8	1	2:25.191	29.808	1:10.971	44.412	163.2	19:47.676
9	1	2:23.416	29.016	1:10.673	43.727	160.4	22:11.092	10	1	2:44.556 B	29.446	1:11.376	1:03.734	156.1	24:55.648
11	2	4:13.252	2:12.763	1:16.160	44.329		29:08.900	12	2	4:36.631	30.107	2:09.428	1:57.096	153.1	33:45.531
13	2	3:49.832	1:06.762	1:58.293	44.777	47.1	37:35.363	14	2	2:29.774	32.537	1:13.149	44.088	154.8	40:05.137
15	2	2:47.753	29.633	1:17.402	1:00.718	152.7	42:52.890	16	2	2:38.143	37.326	1:15.849	44.968	104.8	45:31.033
17	2	2:33.054	30.781	1:12.015	50.258	140.8	48:04.087	18	2	2:26.987	28.745	1:13.213	45.029	166.2	50:31.074
19	2	2:25.581	29.876	1:11.882	43.823	146.4	52:56.655								
211 ALFA ROMEO GTA 1. Manuel MELO 2. Manuel OLIVEIRA GDS															
1	1	2:36.375	43.813	1:08.593	43.969		2:36.375	2	1	2:15.198	26.728	1:05.957	42.513	188.0	4:51.573
3	1	2:13.875	27.383	1:04.991	41.501	185.1	7:05.448	4	1	2:15.021	26.559	1:06.891	41.571	183.9	9:20.469
5	1	2:14.723	27.089	1:05.843	41.791	186.1	11:35.192	6	1	2:13.356	26.692	1:05.115	41.549	188.6	13:48.548
7	1	2:14.107	26.691	1:05.118	42.298	189.9	16:02.655	8	1	2:13.057	26.572	1:04.623	41.862	188.6	18:15.712
9	1	2:13.787	27.023	1:05.050	41.714	178.3	20:29.499	10	1	2:22.054 B	26.724	1:04.916	50.414	191.5	22:51.553
11	2	3:58.858	2:07.465	1:09.320	42.073		26:50.411	12	2	2:27.103	29.272	1:14.133	43.698	153.1	29:17.514
13	2	4:31.250	31.530	2:05.472	1:54.248	144.7	33:48.764	14	2	3:59.483	1:08.413	2:00.545	50.525	41.4	37:48.247
15	2	2:27.915	29.551	1:13.565	44.799	147.6	40:16.162	16	2	2:44.274	32.693	1:21.301	50.280	134.6	43:00.436
17	2	2:39.619	36.402	1:14.783	48.434	95.6	45:40.055								
216 VOLVO 121 1. Jorge GUIMARÃES H71															
1	1	2:37.233	44.666	1:08.191	44.376		2:37.233	2	1	2:16.779	28.820	1:05.392	42.567	173.0	4:54.012
3	1	2:15.014	27.500	1:05.092	42.422	173.2	7:09.026	4	1	2:14.564	27.685	1:04.997	41.882	172.7	9:23.590
5	1	2:14.751	27.516	1:05.580	41.655	170.3	11:38.341	6	1	2:15.909	27.093	1:06.657	42.159	179.4	13:54.250
7	1	2:15.882	27.782	1:06.057	42.043	172.4	16:10.132	8	1	2:18.789	27.372	1:06.199	45.218	166.7	18:28.921
9	1	2:15.581	26.802	1:05.426	43.353	177.7	20:44.502	10	1	2:24.723 B	26.825	1:05.593	52.305	180.6	23:09.225
11	1	3:40.007	1:51.194	1:06.241	42.572		26:49.232								
218 ALFA ROMEO GTAm 1. Peter PRALLER 2. Malte FROMM H71															
1	1	2:23.651	38.374	1:04.711	40.566		2:23.651	2	1	2:10.176	28.324	1:02.697	39.155	192.5	4:33.827
3	1	2:07.391	25.936	1:02.007	39.448	170.0	6:41.218	4	1	2:07.660	25.676	1:02.656	39.328	181.5	8:48.878
5	1	2:08.000	26.109	1:02.302	39.589	172.1	10:56.878	6	1	2:08.354	25.246	1:02.526	40.582	197.4	13:05.232
7	1	2:10.109	27.308	1:03.199	39.602	190.9	15:15.341	8	1	2:07.971	25.756	1:02.712	39.503	187.0	17:23.312
9	1	2:07.087	25.587	1:02.258	39.242	179.7	19:30.399	10	1	2:07.832	25.406	1:02.182	40.244	182.7	21:38.231
11	1	2:06.574	25.089	1:02.247	39.238	190.2	23:44.805	12	1	2:07.222	25.325	1:02.322	39.575	188.0	25:52.027
13	1	2:23.577 B	25.237	1:06.706	51.634	189.6	28:15.604	14	2	5:45.699	1:49.122	1:59.114	1:57.463		34:01.303
15	2	3:50.786	1:03.552	1:58.879	48.355	41.6	37:52.089	16	2	2:30.637	34.010	1:12.195	44.432	108.9	40:22.726
17	2	2:44.369	32.905	1:21.280	50.184	120.7	43:07.095	18	2	2:33.873	38.553	1:12.421	42.899	105.5	45:40.968
19	2	2:11.383	27.283	1:04.950	39.150	176.5	47:52.351	20	2	2:08.690	26.467	1:03.154	39.069	183.6	50:01.041
21	2	2:07.537	25.436	1:02.825	39.276	188.6	52:08.578								
220 ALFA ROMEO Ti Super 1. Paulo ROMPANTE GTSPC															
1	1	2:30.467	41.540	1:07.497	41.430		2:30.467	2	1	2:15.692	27.586	1:05.936	42.170	173.0	4:46.159
3	1	2:14.971	27.353	1:05.671	41.947	163.5	7:01.130	4	1	2:14.285	27.280	1:05.165	41.840	159.9	9:15.415
5	1	2:14.160	27.281	1:05.023	41.856	164.2	11:29.575	6	1	2:14.251	27.457	1:04.772	42.022	176.5	13:43.826
7	1	2:13.540	27.167	1:04.562	41.811	165.9	15:57.366	8	1	2:13.455	26.796	1:04.893	41.766	176.3	18:10.821
9	1	2:27.580 B	26.716	1:05.491	55.373	181.8	20:38.401	10	1	3:49.275	2:01.289	1:06.175	41.811		24:27.676
11	1	2:13.872	27.232	1:04.977	41.663	178.5	26:41.548	12	1	2:29.389	28.204	1:16.431	44.754	175.4	29:10.937
13	1	4:35.891	29.768	2:10.084	1:56.039	148.7	33:46.828								



IBERIAN HISTORIC ENDURANCE ESTORIL CLASSICS RACE

Sector Analysis

Personal Best Session Best B Crossing the finish line in pit lane

Lap	D	Time	Sector 1	Sector 2	Sector 3	T. Spd	Elapsed	Lap	D	Time	Sector 1	Sector 2	Sector 3	T. Spd	Elapsed								
14	1	3:49.785	1:06.839	1:58.346	44.600	46.6	37:36.613	5	2	4:47.075	2:50.045	1:04.727	52.303		22:32.410								
15	1	2:29.720	32.366	1:13.438	43.916	147.0	40:06.333	6	2	3:48.129	2:06.527	1:02.824	38.778		26:20.539								
16	1	2:48.305	30.126	1:17.200	1:00.979	151.0	42:54.638	7	2	2:17.854	25.252	1:03.726	48.876	194.6	28:38.393								
17	1	2:36.597	37.658	1:15.029	43.910	101.2	45:31.235	8	2	2:11.602	26.171	1:03.511	41.920	165.7	30:49.995								
18	1	2:14.995	28.387	1:04.967	41.641	165.0	47:46.230	9	2	3:34.746	31.460	1:17.579	1:45.707	142.4	34:24.741								
19	1	2:14.294	27.342	1:05.263	41.689	182.1	50:00.524	10	2	3:55.446	1:00.114	2:01.426	53.906	32.4	38:20.187								
20	1	2:15.537	27.481	1:06.283	41.773	180.6	52:16.061	11	2	4:25.244	55.519	2:10.047	1:19.678	72.7	42:45.431								
221 BMW 1800 TISA 1. Alberto VELEZ-GRILLO 2. Tomaz VELEZ-GRILLO GDS								12	2	2:26.304	33.253	1:09.349	43.702	130.2	45:11.735								
								13	2	2:07.106	24.882	1:02.799	39.425	198.4	47:18.841								
								14	2	2:05.327	26.394	1:01.601	37.332	209.7	49:24.168								
								15	2	2:07.564	24.792	1:01.841	40.931	204.7	51:31.732								
								222 BMW 2002 i 1. Pedro OLIVEIRA 2. Rui GARCIA H76								1	1	2:44.693	48.443	1:11.097	45.153		2:44.693
																2	1	2:24.435	29.167	1:10.696	44.572	170.6	5:09.128
																3	1	2:26.842	30.206	1:10.711	45.925	159.7	7:35.970
																4	1	2:25.792	29.991	1:10.553	45.248	155.4	10:01.762
																5	1	2:25.487	29.729	1:11.030	44.728	145.6	12:27.249
																6	1	2:30.867	30.031	1:12.883	47.953	155.7	14:58.116
																7	1	2:29.124	32.268	1:10.745	46.111	148.3	17:27.240
																8	1	2:33.010	30.228	1:11.407	51.375	169.5	20:00.250
																9	2	4:04.824	2:05.797	1:12.741	46.286		24:05.074
																10	2	2:30.343	29.626	1:11.039	49.678	165.2	26:35.417
																11	2	2:32.066	30.822	1:15.125	46.119	165.7	29:07.483
																12	2	4:36.408	29.988	2:10.063	1:56.357	159.9	33:43.891
																13	2	3:50.440	1:06.986	1:58.305	45.149	48.4	37:34.331
14	2	2:41.151	38.719	1:15.768	46.664	155.7	40:15.482																
15	2	2:43.370	32.810	1:21.095	49.465	151.4	42:58.852																
16	2	2:41.038	36.566	1:15.324	49.148	89.7	45:39.890																
17	2	2:51.038	38.765	1:21.400	50.873	137.6	48:30.928																
223 PORSCHE 904/6 1. Thorkild STAMP 2. Michael HOLDEN H65								1	1	2:34.328	41.367	1:09.944	43.017		2:34.328								
								2	1	2:16.224	27.694	1:06.277	42.253	169.2	4:50.552								
								3	1	2:16.990	27.876	1:06.700	42.414	157.2	7:07.542								
								4	1	2:14.872	27.413	1:05.397	42.062	174.9	9:22.414								
								5	1	2:14.117	27.479	1:05.284	41.354	175.2	11:36.531								
								6	1	2:16.932	28.335	1:05.825	42.772	165.2	13:53.463								
								7	1	2:14.778	27.302	1:05.752	41.724	176.5	16:08.241								
								8	1	2:16.938	28.648	1:06.488	41.802	168.2	18:25.179								
								9	1	2:20.292	27.493	1:07.600	45.199	183.9	20:45.471								
								10	1	2:16.336	27.311	1:05.907	43.118	178.0	23:01.807								
								11	1	2:31.168	27.370	1:07.843	55.955	180.3	25:32.975								
								12	2	4:02.171	2:16.180	1:04.712	41.279		29:35.146								
								13	2	4:24.667	27.306	1:59.855	1:57.506	159.9	33:59.813								
14	2	3:52.129	1:04.117	1:58.488	49.524	39.8	37:51.942																
15	2	2:28.216	30.869	1:13.245	44.102	147.6	40:20.158																
16	2	2:44.589	33.467	1:20.540	50.582	137.0	42:04.747																
17	2	2:36.200	39.063	1:12.289	44.848	100.0	45:40.947																
18	2	2:17.937	27.815	1:05.669	44.453	176.8	47:58.884																
19	2	2:08.570	25.863	1:02.578	40.129	196.0	50:07.454																
225 PORSCHE 911 2.8 RSR 1. Mário MEIRELES 2. João P. M. SILVA H76								1	1	3:02.650	35.168	1:27.231	1:00.251		3:02.650								
								2	1	3:11.696	1:02.333	1:11.925	57.438		6:14.346								
								3	1	8:45.496	6:52.604	1:12.059	40.833		14:59.842								
								4	1	2:45.493	27.763	1:16.221	1:01.509	160.6	17:45.335								



IBERIAN HISTORIC ENDURANCE ESTORIL CLASSICS RACE

Sector Analysis

Lap	D	Time	Sector 1	Sector 2	Sector 3	T. Spd	Elapsed	Lap	D	Time	Sector 1	Sector 2	Sector 3	T. Spd	Elapsed
20	2	2:09.224	27.731	1:02.356	39.137	182.4	52:16.678	17	2	2:37.705	37.740	1:15.314	44.651	97.6	45:31.372
246 FERRARI 365 GTB/4 Daytona 1.Thorkild STAMP 2.Jakob V. HOLSTEIN								501 FORD Escort RS2000 1.Carlos DIAS PEDRO 2.Ricardo PEREIRA							
1	1	2:22.120	37.462	1:04.755	39.903		2:22.120	1	1	2:23.656	38.898	1:04.196	40.562		2:23.656
2	1	2:05.043	24.915	1:01.414	38.714	194.9	4:27.163	2	1	2:09.122	26.949	1:02.094	40.079	197.7	4:32.778
3	1	2:04.164	24.864	1:01.079	38.221	190.2	6:31.327	3	1	2:06.605	25.405	1:01.579	39.621	189.2	6:39.383
4	1	2:05.509	25.003	1:01.989	38.517	188.3	8:36.836	4	1	2:06.909	25.390	1:02.043	39.476	203.9	8:46.292
5	1	2:04.126	24.542	1:00.834	38.750	196.0	10:40.962	5	1	2:07.687	25.261	1:01.655	40.771	199.5	10:53.979
6	1	2:03.542	24.538	1:00.906	38.098	195.6	12:44.504	6	1	2:06.730	25.097	1:01.639	39.994	202.8	13:00.709
7	1	2:06.375	24.664	1:02.271	39.440	193.6	14:50.879	7	1	2:07.708	26.260	1:01.823	39.625	177.4	15:08.417
8	1	2:04.126	24.899	1:00.813	38.414	198.1	16:55.005	8	1	2:07.017	25.466	1:01.815	39.736	190.6	17:15.434
9	1	2:03.108	24.457	1:00.530	38.121	189.6	18:58.113	9	1	2:06.795	25.554	1:01.626	39.615	188.3	19:22.229
10	1	2:21.309 B	24.091	1:02.723	54.495	195.6	21:19.422	10	1	2:06.380	25.318	1:01.381	39.681	189.2	21:28.609
11	2	3:48.676	2:05.611	1:04.540	38.525		25:08.098	11	1	2:06.333	25.373	1:01.584	39.376	192.5	23:34.942
317 PORSCHE 911 SWB 1.Piero DAL MANSO 2.Nuno NUNES								3.José CARVALHOSA GDS							
1	2	2:37.750	42.911	1:10.447	44.392		2:37.750	12	1	2:13.135 B	25.466	1:01.570	46.099	196.7	25:48.077
2	2	2:18.354	28.163	1:07.574	42.617	185.1	4:56.104	13	2	3:34.613	1:47.918	1:05.676	41.019		29:22.690
3	2	2:21.219	27.409	1:10.944	42.866	178.8	7:17.323	14	2	4:30.327	27.808	2:06.710	1:55.809	177.1	33:53.017
4	2	2:17.670	27.135	1:07.360	43.175	187.0	9:34.993	15	2	3:56.033	1:06.231	2:00.591	49.211	39.9	37:49.050
5	2	2:16.355	26.949	1:06.710	42.696	188.3	11:51.348	16	2	2:27.883	29.968	1:13.501	44.414	142.8	40:16.933
6	2	2:18.173	27.297	1:07.452	43.424	178.0	14:09.521	17	2	2:45.250	33.003	1:21.534	50.713	130.9	43:02.183
7	2	2:18.599	27.316	1:08.327	42.956	183.9	16:28.120	18	2	2:37.068	36.374	1:14.721	45.973	92.3	45:39.251
8	2	2:18.528	27.587	1:07.959	42.982	185.1	18:46.648	19	2	2:19.722	27.113	1:08.800	43.809	189.6	47:58.973
9	2	2:28.755 B	27.443	1:07.817	53.495	180.3	21:15.403	20	2	2:11.480	26.735	1:03.848	40.897	193.6	50:10.453
10	2	4:07.668	2:13.198	1:10.460	44.010		25:23.071	21	2	2:14.414	26.474	1:05.788	42.152	179.4	52:24.867
11	2	2:26.420	28.214	1:13.600	44.606	179.4	27:49.491	545 BMW 1600 Ti 1.Paulo LIMA 2.José PARADELA							
12	2	2:22.053	27.951	1:11.125	42.977	181.8	30:11.544	1	1	2:38.719	44.951	1:08.868	44.900		2:38.719
13	2	3:57.471	27.720	1:34.378	1:55.373	183.0	34:09.015	2	1	2:18.046	28.378	1:07.066	42.602	173.8	4:56.765
14	2	3:51.133	1:03.327	1:58.084	49.722	39.9	38:00.148	3	1	2:17.116	27.388	1:06.781	42.947	180.6	7:13.881
15	2	2:27.996	34.318	1:10.425	43.253	134.0	40:28.144	4	1	2:18.463	27.647	1:07.554	43.262	177.7	9:32.344
16	2	2:43.333	32.825	1:21.560	48.948	123.3	43:11.477	5	1	2:18.742	27.599	1:07.330	43.813	178.0	11:51.086
17	2	2:36.676	40.459	1:11.727	44.490	95.6	45:48.153	6	1	2:18.650	28.119	1:07.338	43.193	171.6	14:09.736
18	2	2:22.666	29.388	1:09.040	44.238	184.2	48:10.819	7	1	2:18.925	27.635	1:08.379	42.911	177.7	16:28.661
19	2	2:20.388	27.862	1:08.918	43.608	185.4	50:31.207	8	1	2:18.446	27.498	1:07.930	43.018	178.8	18:47.107
20	2	2:19.939	27.899	1:08.832	43.208	186.1	52:51.146	9	1	2:18.940	27.769	1:07.535	43.636	177.7	21:06.047
327 PORSCHE 911 SWB 1.Nuno NUNES 2.Piero DAL MASO								GDS							
1	1	2:36.654	42.248	1:09.390	45.016		2:36.654	10	1	2:27.389 B	27.921	1:07.719	51.749	178.0	23:33.436
2	1	2:17.502	27.456	1:05.958	44.088	185.4	4:54.156	11	2	3:54.475	2:00.490	1:07.889	46.096		27:27.911
3	1	2:16.514	28.639	1:06.126	41.749	174.6	7:10.670	12	2	2:29.373	31.424	1:11.010	46.939	129.7	29:57.284
4	1	2:15.733	27.918	1:06.099	41.716	179.4	9:26.403	13	2	4:07.994	30.707	1:40.470	1:56.817	140.8	34:05.278
5	1	2:14.309	27.036	1:05.825	41.448	188.0	11:40.712	14	2	3:52.542	1:03.128	1:58.630	50.784	45.1	37:57.820
6	1	2:14.589	27.285	1:05.672	41.632	190.6	13:55.301	15	2	2:28.143	34.188	1:09.440	44.515	129.3	40:25.963
7	1	2:15.887	27.348	1:06.112	42.427	186.1	16:11.188	16	2	2:43.330	32.737	1:21.249	49.344	120.7	43:09.293
8	1	2:15.340	27.221	1:05.853	42.266	192.5	18:26.528	17	2	2:34.489	40.217	1:11.239	43.033	96.3	45:43.782
9	1	2:21.792 B	26.826	1:07.009	47.957	189.9	20:48.320	18	2	2:22.637	28.615	1:09.503	44.519	178.0	48:06.419
10	2	3:36.955	1:49.927	1:05.326	41.702		24:25.275	19	2	2:19.713	27.675	1:09.398	42.640	180.6	50:26.132
11	2	2:14.838	27.102	1:05.915	41.821	192.9	26:40.113	20	2	2:17.604	27.705	1:07.128	42.771	175.4	52:43.736
12	2	2:30.114	28.662	1:16.582	44.870	193.9	29:10.227								
13	2	4:36.078	29.868	2:09.323	1:56.887	155.9	33:46.305								
14	2	3:49.976	1:06.909	1:58.033	45.034	48.3	37:36.281								
15	2	2:29.465	32.142	1:13.272	44.051	148.0	40:05.746								
16	2	2:47.921	30.199	1:16.881	1:00.841	144.1	42:53.667								