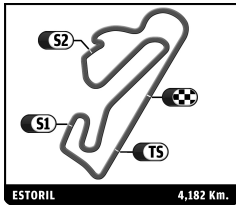


SIXTIES' ENDURANCE
ESTORIL CLASSICS
QUALIFYING

Sector Analysis

Personal Best Session Best B Crossing the finish line in pit lane

Lap	D	Time	Sector 1	Sector 2	Sector 3	T. Spd	Elapsed	Lap	D	Time	Sector 1	Sector 2	Sector 3	T. Spd	Elapsed	
2		JAGUAR E-Type 3.8 1964 1. Guy Fabrice MESTROT 2. José DA ROCHA						GT4	14	1	2:06.157	25.911	1:01.294	38.952	188.6	32:39.160
15	1	2:04.861	24.971	1:01.290	38.600	199.1	34:44.021	16	1	2:04.632	24.659	1:01.354	38.619	208.1	36:48.653	
17	1	2:03.953	24.350	1:00.976	38.627	211.3	38:52.606	18	1	2:04.429	24.912	1:00.868	38.649	195.6	40:57.035	
3		JAGUAR E-Type 3.8 1963 1. Armand MILLE 2. Yves SCEMAMA						GT4								
1	2	2:41.015	56.759	1:04.795	39.461		2:41.015	1	1	3:36.945	1:48.818	1:07.487	40.640		3:36.945	
2	2	2:03.575	24.918	1:00.471	38.186	186.1	4:44.590	2	1	2:04.643	26.239	59.300	39.104	153.1	5:41.588	
3	2	2:08.469	25.076	1:02.663	40.730	182.4	6:53.059	3	1	2:01.232	24.215	58.716	38.301	183.3	7:42.820	
4	2	2:19.311	24.497	1:13.132	41.682	183.6	9:12.370	4	1	1:59.129	24.353	57.730	37.046	185.1	9:41.949	
5	2	2:04.632	24.588	1:00.981	39.063	187.0	11:17.002	5	1	2:05.192	25.117	59.552	40.523	193.2	11:47.141	
6	2	2:04.667	24.632	1:00.580	39.455	187.6	13:21.669	6	1	2:01.954	24.009	58.835	39.110	189.9	13:49.095	
7	2	2:03.635	24.754	1:00.652	38.229	185.1	15:25.304	7	1	1:59.058	23.918	57.829	37.311	193.9	15:48.153	
8	2	2:05.963	25.647	1:00.751	39.565	183.9	17:31.267	8	1	2:35.113 B	26.563	1:12.690	55.860	175.7	18:23.266	
9	2	2:02.914	24.524	59.466	38.924	191.5	19:34.181	9	2	8:20.315	6:31.207	1:09.124	39.984		26:43.581	
10	2	2:29.956 B	27.092	1:09.708	53.156	181.2	22:04.137	10	2	2:09.215	25.882	1:04.289	39.044	175.7	28:52.796	
11	1	4:28.902	2:43.247	1:04.691	40.964		26:33.039	11	2	2:08.237	25.234	1:03.412	39.591	185.4	31:01.033	
12	1	2:08.155	25.624	1:01.810	40.721	169.5	28:41.194	12	2	2:06.162	25.784	1:01.992	38.386	193.9	33:07.195	
13	1	2:07.777	25.381	1:03.374	39.022	174.6	30:48.971	13	2	2:16.632	24.561	1:11.768	40.303	201.7	35:23.827	
14	1	2:05.067	25.905	1:00.271	38.891	164.7	32:54.038	14	2	2:07.442	25.386	1:02.302	39.754	184.2	37:31.269	
15	1	2:06.921	25.961	1:01.344	39.616	165.2	35:00.959	15	2	2:05.090	24.650	1:01.590	38.850	196.3	39:36.359	
16	1	2:05.189	25.405	1:01.142	38.642	167.5	37:06.148	16	2	2:08.116	26.084	1:01.998	40.034	179.4	41:44.475	
17	1	2:04.772	25.087	1:00.271	39.414	172.4	39:10.920									
18	1	2:03.776	24.811	1:00.007	38.958	178.8	41:14.696									
7		LOTUS Elan 26R 1963 1. Eugène DELEPLANQUE						GT2								
1	1	2:33.296	48.811	1:05.142	39.343		2:33.296									
2	1	2:06.863	25.326	1:02.168	39.369	203.2	4:40.159									
3	1	2:06.667	26.076	1:01.559	39.032	199.5	6:46.826									
4	1	2:06.745	25.700	1:01.901	39.144	201.3	8:53.571									
5	1	2:05.510	24.856	1:01.623	39.031	204.3	10:59.081									
6	1	2:08.721	25.112	1:02.528	41.081	193.9	13:07.802									
7	1	2:11.488	28.401	1:03.759	39.328	174.6	15:19.290									
8	1	2:19.241 B	24.685	1:00.873	53.683	203.9	17:38.531									
9	1	3:26.380	1:43.139	1:02.880	40.361		21:04.911									
10	1	2:06.495	25.479	1:02.017	38.999	191.5	23:11.406									
11	1	2:19.865 B	25.160	1:02.919	51.786	188.9	25:31.271									
12	1	2:55.929	1:11.759	1:03.314	40.856		28:27.200									
13	1	2:05.803	24.907	1:02.036	38.860	199.5	30:33.003									
8		SHELBY Cobra Daytona Coupe 1964 1. Olivier GALANT 2. Xavier GALANT						GT5								
1	1	3:36.945	1:48.818	1:07.487	40.640		3:36.945									
2	1	2:04.643	26.239	59.300	39.104	153.1	5:41.588									
3	1	2:01.232	24.215	58.716	38.301	183.3	7:42.820									
4	1	1:59.129	24.353	57.730	37.046	185.1	9:41.949									
5	1	2:05.192	25.117	59.552	40.523	193.2	11:47.141									
6	1	2:01.954	24.009	58.835	39.110	189.9	13:49.095									
7	1	1:59.058	23.918	57.829	37.311	193.9	15:48.153									
8	1	2:35.113 B	26.563	1:12.690	55.860	175.7	18:23.266									
9	2	8:20.315	6:31.207	1:09.124	39.984		26:43.581									
10	2	2:09.215	25.882	1:04.289	39.044	175.7	28:52.796									
11	2	2:08.237	25.234	1:03.412	39.591	185.4	31:01.033									
12	2	2:06.162	25.784	1:01.992	38.386	193.9	33:07.195									
13	2	2:16.632	24.561	1:11.768	40.303	201.7	35:23.827									
14	2	2:07.442	25.386	1:02.302	39.754	184.2	37:31.269									
15	2	2:05.090	24.650	1:01.590	38.850	196.3	39:36.359									
16	2	2:08.116	26.084	1:01.998	40.034	179.4	41:44.475									
9		SHELBY Cobra 289 1963 1. Carlo VÖGELE 2. Yves VÖGELE						GT5								
1	1	2:42.441	55.195	1:07.179	40.067		2:42.441									
2	1	2:09.594	27.783	1:03.667	38.144	163.0	4:52.035									
3	1	2:15.012 B	25.816	1:01.289	47.907	176.0	7:07.047									
4	1	3:23.992	1:39.233	1:05.206	39.553		10:31.039									
5	1	2:08.299	25.259	1:02.322	40.718	179.7	12:39.338									
6	1	2:05.670	25.150	1:01.570	38.950	188.3	14:45.008									
7	1	2:19.481 B	26.174	1:03.103	50.204	191.5	17:04.489									
8	2	4:07.594	2:27.041	1:02.516	38.037		21:12.083									
9	2	2:07.267	24.906	1:04.658	37.703	197.4	23:19.350									
10	2	2:03.644	25.081	1:00.945	37.618	193.6	25:22.994									
11	2	2:05.339	24.322	1:02.031	38.986	195.3	27:28.333									
12	2	2:04.956	24.812	1:01.547	38.597	198.4	29:33.289									
13	2	2:05.043	24.473	1:01.278	39.292	200.9	31:38.332									
14	2	2:02.070	24.498	59.612	37.960	193.9	33:40.402									
15	2	2:05.196	25.114	1:01.309	38.773	193.9	35:45.598									
16	2	2:05.790	26.315	1:01.060	38.415	164.7	37:51.388									
17	2	2:04.269	24.747	1:01.598	37.924	189.9	39:55.657									
18	2	2:22.447 B	25.282	1:03.554	53.611	189.9	42:18.104									
10		SHELBY Cobra 289 1964 1. Ralf HUBER 2. Max HUBER						GT5								
1	1	4:16.091	2:25.041	1:09.905	41.145		4:16.091									
2	1	2:12.799	27.174	1:05.500	40.125	171.9	6:28.890									
3	1	2:08.691	26.269	1:03.167	39.255	175.7	8:37.581									
4	1	2:10.225	25.622	1:04.402	40.201	185.1	10:47.806									
5	1	2:10.652	26.929	1:03.972	39.751	166.9	12:58.458									
6	1	2:06.621	25.229	1:02.274	39.118	214.6	15:05.079									
7	1	2:31.168 B	27.346	1:06.318	57.504	164.5	17:36.247									
8	2	5:53.432	3:50.740	1:19.543	43.149		23:29.679									
9	2	2:35.786 B	29.777	1:06.921	59.088	143.0	26:05.465									



SIXTIES' ENDURANCE
ESTORIL CLASSICS
QUALIFYING

Sector Analysis

Personal Best Session Best B Crossing the finish line in pit lane

Lap	D	Time	Sector 1	Sector 2	Sector 3	T. Spd	Elapsed	Lap	D	Time	Sector 1	Sector 2	Sector 3	T. Spd	Elapsed							
10	2	4:51.030	2:57.394	1:09.554	44.082		30:56.495	4	1	3:48.766	2:05.768	1:02.839	40.159		10:22.465							
11	2	2:32.675	31.274	1:13.931	47.470	157.7	33:29.170	5	1	2:06.383	25.360	1:01.346	39.677	188.0	12:28.848							
12	2	2:13.033	27.481	1:06.178	39.374	160.6	35:42.203	6	1	2:06.556	24.838	1:02.648	39.070	203.5	14:35.404							
13	2	2:06.492	25.737	1:01.843	38.912	171.3	37:48.695	7	1	2:08.809	26.631	1:03.764	38.414	186.4	16:44.213							
14	2	2:04.947	25.647	1:01.347	37.953	181.8	39:53.642	8	1	2:03.806	24.826	1:00.437	38.543	183.3	18:48.019							
15	2	2:20.139 B	24.952	1:03.343	51.844	179.1	42:13.781	9	1	2:04.171	24.908	59.730	39.533	197.4	20:52.190							
11 MORGAN Plus 4 Super Sports 1961 1. Gonzague RUCHAUD GT3 2. Stanislas GURDJIAN								10								1	2:16.305 B	24.752	1:01.072	50.481	194.2	23:08.495
1	1	4:03.781	2:01.894	1:13.875	48.012		4:03.781	11	2	5:59.019	4:15.779	1:05.020	38.220		29:07.514							
2	1	2:59.872 B	30.647	1:15.373	1:13.852	160.6	7:03.653	12	2	2:01.480	24.228	59.071	38.181	189.2	31:08.994							
12 SHELBY Cobra 289 1963 1. Charles de VILLAUCCOURT GT5								13								2	2:02.908	24.126	1:00.388	38.394	193.2	33:11.902
1	1	2:43.258	58.270	1:06.036	38.952		2:43.258	14	2	2:01.698	24.200	59.102	38.396	196.7	35:13.600							
2	1	2:08.137	28.227	1:01.410	38.500	146.0	4:51.395	15	2	2:01.518	24.156	59.819	37.543	199.5	37:15.118							
3	1	2:03.462	24.800	1:00.050	38.612	191.9	6:54.857	16	2	2:01.918	24.525	59.838	37.555	190.9	39:17.036							
4	1	2:10.601	25.402	1:06.749	38.450	188.3	9:05.458	17	2	2:00.807	23.944	59.131	37.732	201.7	41:17.843							
5	1	2:05.045	25.638	1:01.116	38.291	188.9	11:10.503	18 TVR Griffith 200 1965 1. Toni SEILER GT5														
6	1	2:16.892 B	25.247	1:01.414	50.231	189.2	13:27.395	1	1	3:13.323	1:24.602	1:06.095	42.626		3:13.323							
7	1	3:34.063	1:52.040	1:02.138	39.885		17:01.458	2	1	2:10.039	26.318	1:02.172	41.549	173.0	5:23.362							
8	1	2:03.554	24.423	1:00.458	38.673	197.0	19:05.012	3	1	2:04.692	25.781	1:00.091	38.820	167.7	7:28.054							
9	1	2:02.656	24.478	1:00.104	38.074	196.3	21:07.668	4	1	2:04.366	25.662	59.987	38.717	172.4	9:32.420							
10	1	2:05.571	24.667	1:02.365	38.539	188.9	23:13.239	5	1	2:07.375	26.333	1:02.292	38.750	183.6	11:39.795							
11	1	2:04.149	24.669	1:00.122	39.358	187.0	25:17.388	6	1	2:19.109 B	24.880	1:02.147	52.082	184.5	13:58.904							
12	1	2:04.321	25.600	1:00.167	38.554	190.6	27:21.709	7	1	4:17.248	2:34.625	1:04.181	38.442		18:16.152							
13	1	2:02.521	24.699	59.150	38.672	207.7	29:24.230	8	1	2:05.053	26.222	1:00.170	38.661	177.1	20:21.205							
14	1	2:05.972	25.148	1:01.238	39.586	184.5	31:30.202	9	1	2:31.389 B	25.834	1:00.956	1:04.599	175.7	22:52.594							
15	1	2:05.027	24.147	1:00.745	40.135	202.4	33:35.229	19 PORSCHE 911 2.0L 1965 1. Jose Ruben ZANCHETTA GT2 2. James TURNER														
16	1	2:10.133	26.696	1:03.783	39.654	155.7	35:45.362	1	2	3:47.204	1:59.018	1:07.040	41.146		3:47.204							
17	1	2:44.156 B	26.197	1:19.390	58.569	168.5	38:29.518	2	2	2:11.066	26.281	1:03.994	40.791	194.6	5:58.270							
15 SHELBY Cobra 289 1964 1. James COTTINGHAM GT5 2. Max GIRARDO								3	2	2:10.380	25.889	1:04.157	40.334	197.7	8:08.650							
1	1	3:34.826	1:45.693	1:08.773	40.360		3:34.826	4	2	2:10.634	25.921	1:04.244	40.469	206.6	10:19.284							
2	1	1:59.775	23.736	58.665	37.374	213.4	5:34.601	5	2	2:18.989 B	25.846	1:04.521	48.622	184.5	12:38.273							
3	1	2:00.125	24.363	58.900	36.862	211.3	7:34.726	6	1	4:31.322	2:36.426	1:11.897	42.999		17:09.595							
4	1	1:59.715	24.271	58.479	36.965	206.2	9:34.441	7	1	2:18.643	27.102	1:08.866	42.675	192.9	19:28.238							
5	1	2:16.986 B	25.958	1:03.389	47.639	207.7	11:51.427	8	1	2:16.164	26.968	1:07.533	41.663	188.9	21:44.402							
6	2	4:36.840	2:56.046	1:03.096	37.698		16:28.267	9	1	2:15.936	26.736	1:07.126	42.074	205.4	24:00.338							
7	2	2:03.637	25.182	1:00.726	37.729	193.6	18:31.904	10	1	2:33.586 B	27.243	1:07.620	58.723	197.7	26:33.924							
8	2	2:03.026	24.716	1:00.248	38.062	192.5	20:34.930	11	2	3:56.474	2:05.069	1:07.927	43.478		30:30.398							
9	2	2:03.702	24.647	1:01.404	37.651	186.1	22:38.632	12	2	2:18.469	27.508	1:08.681	42.280	167.7	32:48.867							
10	2	2:04.244	25.132	1:00.605	38.507	191.5	24:42.876	13	2	2:15.894	27.103	1:07.064	41.727	190.2	35:04.761							
11	2	2:05.491	25.251	1:02.337	37.903	176.3	26:48.367	14	2	2:14.989	26.999	1:05.693	42.297	176.5	37:19.750							
12	2	2:05.385	25.212	1:02.501	37.672	183.9	28:53.752	15	2	2:15.288	26.763	1:05.458	43.067	196.7	39:35.038							
13	2	2:03.872	24.727	1:00.690	38.455	177.7	30:57.624	16	2	2:34.633 B	26.951	1:09.661	58.021	193.9	42:09.671							
14	2	2:19.145 B	28.615	1:00.625	49.905	161.6	33:16.769	20 SHELBY Mustang GT350 1965 1. Christian DUMOLIN GT5 2. Pierre-Alain THIBAUT														
15	2	3:10.277	1:32.827	59.873	37.577		36:27.046	1	1	2:30.757	44.138	1:06.591	40.028		2:30.757							
16	2	2:01.991	24.515	58.944	38.532	199.9	38:29.037	2	1	2:10.650	25.931	1:03.894	40.825	182.1	4:41.407							
17	2	1:59.306	23.967	58.012	37.327	205.0	40:28.343	3	1	2:11.685	25.704	1:04.388	41.593	185.4	6:53.092							
16 SHELBY Cobra 289 1965 1. Damien KOHLER GT5 2. Christophe VAN RIET								4	1	2:20.728 B	26.162	1:06.701	47.865	178.5	9:13.820							
1	2	2:15.336	37.409	59.946	37.981		2:15.336	5	2	4:18.612	2:35.314	1:04.443	38.855		13:32.432							
2	2	2:02.584	24.506	59.726	38.352	188.0	4:17.920	6	2	2:04.249	24.767	1:00.859	38.623	193.6	15:36.681							
3	2	2:15.779 B	24.839	1:02.163	48.777	196.0	6:33.699	7	2	2:04.822	25.065	1:00.939	38.818	190.6	17:41.503							
								8	2	2:27.068 B	25.395	1:05.694	55.979	185.4	20:08.571							

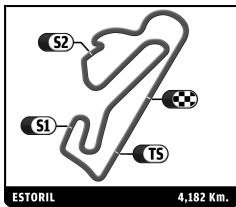


SIXTIES' ENDURANCE
ESTORIL CLASSICS
QUALIFYING

Sector Analysis

Lap	D	Time	Sector 1	Sector 2	Sector 3	T. Spd	Elapsed	Lap	D	Time	Sector 1	Sector 2	Sector 3	T. Spd	Elapsed
21 LOTUS Elan 26R 1963 1.Carlos BARBOT 2.Diego MATOS GT2															
1	2	2:29.240	40.474	1:09.516	39.250		2:29.240	14	1	2:06.744	25.570	1:01.554	39.620	179.4	34:22.832
2	2	2:03.905	25.096	1:01.062	37.747	192.5	4:33.145	15	1	2:54.155 B	32.174	1:20.376	1:01.605	170.3	37:16.987
3	2	2:08.677	24.458	1:03.207	41.012	209.3	6:41.822								
4	2	2:07.128	25.355	1:03.255	38.518	193.2	8:48.950								
5	2	2:10.765	24.604	1:02.637	43.524	188.6	10:59.715								
6	2	2:14.065	28.374	1:06.715	38.976	147.8	13:13.780								
7	2	2:02.064	24.097	1:00.088	37.879	209.7	15:15.844								
8	2	2:21.355 B	24.426	1:00.808	56.121	216.7	17:37.199								
9	1	4:48.004	3:04.212	1:04.632	39.160		22:25.203								
10	1	2:08.680	25.497	1:03.181	40.002	178.5	24:33.883								
11	1	2:05.620	25.500	1:01.785	38.335	193.6	26:39.503								
12	1	2:03.993	25.043	1:00.277	38.673	199.9	28:43.496								
13	1	2:33.192 B	25.148	1:11.717	56.327	207.4	31:16.688								
14	1	4:15.844	2:27.551	1:09.870	38.423		35:32.532								
15	1	2:02.651	24.596	59.330	38.725	199.5	37:35.183								
16	1	2:04.328	25.009	1:00.615	38.704	196.7	39:39.511								
17	1	2:04.124	24.301	1:01.066	38.757	193.6	41:43.635								
26 LOTUS Elan 26R 1965 1.Patrick SOURY GT2															
1	1	2:49.306	57.763	1:10.229	41.314		2:49.306								
2	1	2:12.294	27.071	1:04.691	40.532	202.8	5:01.600								
3	1	2:10.589	25.986	1:04.677	39.926	198.4	7:12.189								
4	1	2:10.199	25.886	1:04.809	39.504	196.3	9:22.388								
5	1	2:10.676	26.452	1:05.135	39.089	200.6	11:33.064								
6	1	2:09.945	25.969	1:04.831	39.145	206.2	13:43.009								
7	1	2:07.763	26.321	1:02.502	38.940	186.1	15:50.772								
8	1	2:25.134 B	25.521	1:05.349	54.264	196.3	18:15.906								
9	1	4:13.274	2:28.270	1:05.465	39.539		22:29.180								
10	1	2:11.315	25.120	1:06.461	39.734	218.0	24:40.495								
11	1	2:14.525	25.939	1:09.746	38.840	193.6	26:55.020								
12	1	2:05.937	24.597	1:02.329	39.011	209.7	29:00.957								
13	1	2:12.212	25.722	1:03.132	43.358	202.0	31:13.169								
14	1	2:08.598	24.657	1:03.929	40.012	199.5	33:21.767								
15	1	2:05.887	25.147	1:02.187	38.553	200.2	35:27.654								
16	1	2:07.511	26.034	1:01.561	39.916	210.9	37:35.165								
17	1	2:07.169	25.898	1:01.967	39.304	204.3	39:42.334								
18	1	2:06.474	25.221	1:02.507	38.746	193.9	41:48.808								
31 SHELBY Cobra 289 1964 1.Charles FIRMENICH 2.Henry MOSER GT5															
1	1	3:02.251	1:13.460	1:08.190	40.601		3:02.251								
2	1	2:07.563	25.935	1:03.321	38.307	176.8	5:09.814								
3	1	2:07.340	25.026	1:02.415	39.899	188.9	7:17.154								
4	1	2:06.109	25.036	1:01.298	39.775	197.0	9:23.263								
5	1	2:06.426	26.669	1:01.888	37.869	187.3	11:29.689								
6	1	2:15.192 B	25.019	1:01.229	48.944	194.9	13:44.881								
7	2	8:20.942	6:42.354	1:01.065	37.523		22:05.823								
8	2	2:00.680	24.377	59.221	37.082	181.2	24:06.503								
9	2	2:01.679	25.250	59.247	37.182	171.6	26:08.182								
10	2	1:59.793	23.726	59.187	36.880	210.9	28:07.975								
11	2	1:59.568	23.563	57.988	38.017	215.0	30:07.543								
12	2	2:00.553	23.881	59.601	37.071	204.3	32:08.096								
13	2	1:58.556	23.661	57.693	37.202	214.2	34:06.652								
14	2	2:00.732	23.866	59.259	37.607	217.1	36:07.384								
15	2	2:04.673	24.615	1:01.330	38.728	215.4	38:12.057								
16	2	2:16.389 B	25.424	1:02.328	48.637	206.2	40:28.446								
33 ALFA ROMEO Giulia Sprint GTA 1965 1.Rory JACK 2.Roderick JACK GT2															
1	1	3:15.651	1:20.434	1:09.095	46.122		3:15.651								
2	1	2:14.473	26.837	1:06.813	40.823	187.0	5:30.124								
3	1	2:14.439	26.720	1:06.402	41.317	198.4	7:44.563								
4	1	3:51.141 B	35.378	2:16.883	58.880	183.9	11:35.704								
5	1	6:05.680 B	4:06.350	1:07.798	51.532		17:41.384								
6	2	3:53.792	2:04.916	1:07.521	41.355		21:35.176								
7	2	2:16.029	27.086	1:07.586	41.357	187.6	23:51.205								
8	2	2:13.762	27.106	1:05.420	41.236	182.4	26:04.967								
9	2	2:13.809	26.548	1:05.944	41.317	189.9	28:18.776								
10	2	2:12.522	26.547	1:05.562	40.413	191.9	30:31.298								
11	2	2:15.398	27.127	1:06.639	41.632	183.6	32:46.696								
12	2	2:13.691	26.871	1:05.196	41.624	174.6	35:00.387								
13	2	2:24.350	29.559	1:13.477	41.314	138.1	37:24.737								
14	2	2:12.428	26.658	1:05.118	40.652	188.0	39:37.165								
15	2	2:11.850	26.087	1:05.132	40.631	199.5	41:49.015								
34 MG B 1963 1.Romain GUERARDELLE GT2															
1	1	3:57.017	1:57.079	1:15.840	44.098		3:57.017								
2	1	2:21.817	30.703	1:07.793	43.321	162.1	6:18.834								
3	1	2:16.509	27.334	1:07.461	41.714	180.0	8:35.343								
4	1	2:16.335	26.880	1:07.729	41.726	186.7	10:51.678								
5	1	2:17.601	26.815	1:07.802	42.984	176.8	13:09.279								
6	1	2:30.507 B	28.246	1:06.650	55.611	148.7	15:39.786								
7	1	3:48.777	1:59.122	1:08.279	41.376		19:28.563								
8	1	2:16.076	27.531	1:07.072	41.473	180.3	21:44.639								
9	1	2:21.561	27.090	1:13.199	41.272	177.1	24:06.200								
10	1	2:15.128	26.998	1:06.381	41.749	168.0	26:21.328								
11	1	2:13.409	26.538	1:05.783	41.088	194.2	28:34.737								
12	1	2:13.321	26.449	1:05.726	41.146	185.4	30:48.058								
13	1	2:15.065	29.065	1:05.284	40.716	155.2	33:03.123								
14	1	2:15.765	26.427	1:06.384	42.954	190.6	35:18.888								
15	1	2:13.507	26.712	1:05.193	41.602	185.1	37:32.395								

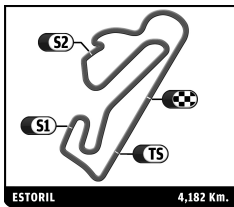
Personal Best Session Best B Crossing the finish line in pit lane



SIXTIES' ENDURANCE
ESTORIL CLASSICS
QUALIFYING

Sector Analysis

Lap	D	Time	Sector 1	Sector 2	Sector 3	T. Spd	Elapsed	Lap	D	Time	Sector 1	Sector 2	Sector 3	T. Spd	Elapsed
16	1	2:15.551	29.346	1:05.631	40.574	189.6	39:47.946	3	1	2:11.555	26.427	1:04.429	40.699	195.6	6:55.287
17	1	2:12.005	26.480	1:04.918	40.607	191.2	41:59.951	4	1	2:17.984	25.959	1:08.865	43.160	187.0	9:13.271
39 AUSTIN-HEALEY 100 M Le Mans 1954 1. Stéphane GUYOT-SIONN 2. Bapfiste GUYOT-SIONNE! GT3								Personal Best Session Best B Crossing the finish line in pit lane							
1	2	3:42.342	1:34.699	1:16.751	50.892		3:42.342	5	1	2:10.658	25.785	1:04.466	40.407	195.6	11:23.929
2	2	2:38.926	30.929	1:17.987	50.010	147.0	6:21.268	6	1	2:11.174	25.614	1:05.311	40.249	203.2	13:35.103
3	2	2:31.099	31.216	1:14.104	45.779	148.5	8:52.367	7	1	2:10.024	25.549	1:04.250	40.225	197.7	15:45.127
4	2	2:26.909	29.855	1:12.635	44.419	153.9	11:19.276	8	1	2:26.248 B	26.319	1:04.734	55.195	192.2	18:11.375
5	2	2:38.230	29.074	1:16.701	52.455	156.8	13:57.506	9	1	4:04.455	2:18.986	1:04.929	40.540		22:15.830
6	2	2:26.951	29.188	1:13.190	44.573	158.6	16:24.457	10	1	2:12.191	26.000	1:05.578	40.613	195.3	24:28.021
7	2	2:43.799 B	30.598	1:16.605	56.596	164.0	19:08.256	11	1	3:24.814 B	32.742	1:35.132	1:16.940	199.5	27:52.835
8	1	4:57.873	2:51.136	1:16.234	50.503		24:06.129	46 LOTUS Elan 26R 1963 1. Alice BOURIEZ 2. Christian BOURIEZ GT2							
9	1	2:32.276	32.247	1:12.922	47.107	136.3	26:38.405	1	2	3:40.454	1:50.657	1:08.864	40.933		3:40.454
10	1	2:29.513	29.090	1:15.442	44.981	160.6	29:07.918	2	2	2:12.337	26.790	1:04.056	41.491	169.2	5:52.791
11	1	2:25.144	29.920	1:10.938	44.286	155.0	31:33.062	3	2	2:10.215	25.934	1:03.846	40.435	185.7	8:03.006
12	1	2:28.209	29.057	1:13.829	45.323	168.0	34:01.271	4	2	2:11.025	26.042	1:03.802	41.181	206.6	10:14.031
13	1	2:27.618	29.098	1:13.769	44.751	159.0	36:28.889	5	2	2:10.193	26.483	1:03.653	40.057	190.6	12:24.224
14	1	2:28.590	29.814	1:13.782	44.994	165.7	38:57.479	6	2	2:08.446	25.916	1:02.625	39.905	192.9	14:32.670
15	1	2:23.360	28.318	1:11.363	43.679	165.4	41:20.839	7	2	2:11.734	26.650	1:03.673	41.411	188.0	16:44.404
40 LOTUS Elite 1961 1. Edouard DEGUEMP GT2								8 2 2:26.277 B 26.801 1:04.454 55.022 182.4 19:10.681							
1	1	4:22.139	2:14.421	1:18.314	49.404		4:22.139	9	1	4:54.392	2:59.309	1:12.428	42.655		24:05.073
2	1	2:32.708	31.515	1:15.413	45.780	142.1	6:54.847	10	1	2:17.026	27.883	1:07.699	41.444	166.7	26:22.099
3	1	2:26.617	29.995	1:11.680	44.942	158.8	9:21.464	11	1	2:17.555	28.428	1:06.156	42.971	165.4	28:39.654
4	1	2:29.260	30.104	1:13.813	45.343	160.2	11:50.724	12	1	2:16.960	26.747	1:07.921	42.292	182.7	30:56.614
5	1	2:25.989	29.603	1:12.351	44.035	162.5	14:16.713	13	1	2:18.531	30.179	1:07.373	40.979	172.4	33:15.145
6	1	2:28.126	30.922	1:13.291	43.913	160.9	16:44.839	14	1	2:17.870	27.149	1:09.900	40.821	189.9	35:33.015
7	1	2:38.456 B	29.752	1:09.842	58.862	155.0	19:23.295	15	1	2:14.507	27.628	1:06.202	40.677	172.4	37:47.522
8	1	4:09.158	2:11.687	1:12.889	44.582		23:32.453	16	1	2:13.661	27.678	1:05.539	40.444	178.8	40:01.183
9	1	2:28.137	28.890	1:13.594	45.653	154.8	26:00.590	49 SHELBY Cobra Daytona Coupe 1965 1. Dominique GUENAT 2. Yvan MAHE GT5							
10	1	2:33.619	29.500	1:15.710	48.409	163.0	28:34.209	1	1	2:26.855	46.945	1:01.646	38.264		2:26.855
11	1	2:26.787	30.066	1:12.305	44.416	159.0	31:00.996	2	1	2:01.593	24.578	58.888	38.127	210.9	4:28.448
12	1	2:31.206	31.202	1:12.534	47.470	158.6	33:32.202	3	1	2:25.133 B	26.098	1:05.169	53.866	188.0	6:53.581
13	1	2:29.800	30.772	1:12.305	46.723	141.5	36:02.002	4	2	3:16.040	1:30.354	1:07.527	38.159		10:09.621
14	1	2:23.779	29.088	1:10.613	44.078	170.6	38:25.781	5	2	2:01.754	24.181	59.586	37.987	229.3	12:11.375
15	1	2:26.157	28.954	1:11.105	46.098	165.4	40:51.938	6	2	2:11.148	24.997	1:06.024	40.127	214.2	14:22.523
42 PORSCHE 911 2.0L 1965 1. Stephan KOENIG 2. Philipp KOENIG GT2								7 2 2:01.439 24.671 59.525 37.243 217.1 16:23.962							
1	1	3:05.239	1:08.199	1:10.238	46.802		3:05.239	8	2	2:00.860	23.999	59.285	37.576	215.4	18:24.822
2	1	2:24.223	29.089	1:11.412	43.722	171.6	5:29.462	9	2	2:00.786	24.259	59.177	37.350	212.9	20:25.608
3	1	2:32.992 B	29.330	1:11.511	52.151	176.8	8:02.454	10	2	2:32.059 B	26.309	1:10.183	55.567	193.2	22:57.667
4	1	5:53.213	3:56.651	1:11.420	45.142		13:55.667	11	1	5:27.213	3:38.292	1:06.775	42.146		28:24.880
5	1	2:22.348	28.853	1:09.861	43.634	179.4	16:18.015	12	1	2:05.612	25.231	1:01.506	38.875	190.2	30:30.492
6	1	2:31.991 B	29.045	1:09.226	53.720	175.2	18:50.006	13	1	2:03.228	24.540	1:00.456	38.232	190.2	32:33.720
7	1	8:59.350	7:05.283	1:10.143	43.924		27:49.356	14	1	2:03.353	24.781	1:00.240	38.332	188.3	34:37.073
8	1	2:22.846	28.578	1:10.009	44.259	181.2	30:12.202	15	1	2:02.042	24.465	59.684	37.893	188.0	36:39.115
9	1	2:18.092	27.646	1:07.211	43.235	188.6	32:30.294	16	1	2:04.359	24.404	1:01.530	38.425	192.9	38:43.474
10	1	2:19.303	27.623	1:08.513	43.167	187.6	34:49.597	17	1	2:03.822	24.533	1:00.220	39.069	205.4	40:47.296
11	1	2:54.423 B	32.159	1:22.612	59.652	156.3	37:44.020	50 MARCOS 1800 GT 1965 1. Mathieu PERSONNAZ 2. Jean PERSONNAZ GT2							
43 TVR Grantura Mk III 1964 1. Christophe BEAUDON GT2								1 1 4:13.976 2:09.664 1:19.144 45.168 4:13.976							
1	1	2:32.970	43.103	1:09.214	40.653		2:32.970	2	1	2:25.141	28.575	1:12.823	43.743	165.0	6:39.117
2	1	2:10.762	26.233	1:04.332	40.197	183.6	4:43.732	3	1	2:16.583	27.639	1:07.236	41.708	169.2	8:55.700
								4 1 2:13.646 26.730 1:06.356 40.560 174.3 11:09.346							
								5 1 2:13.350 25.877 1:06.539 40.934 194.2 13:22.696							
								6 1 2:11.873 26.243 1:04.292 41.338 189.6 15:34.569							



SIXTIES' ENDURANCE
ESTORIL CLASSICS
QUALIFYING

Sector Analysis

Personal Best Session Best B Crossing the finish line in pit lane

Lap	D	Time	Sector 1	Sector 2	Sector 3	T. Spd	Elapsed	Lap	D	Time	Sector 1	Sector 2	Sector 3	T. Spd	Elapsed
7	1	2:32.698 B	26.862	1:07.383	58.453	175.2	18:07.267	4	1	2:23.949 B	25.697	1:04.919	53.333	187.6	14:27.392
8	2	5:20.832	3:16.377	1:18.505	45.950		23:28.099	5	2	3:45.206	2:01.065	1:04.144	39.997		18:12.598
9	2	2:30.155	29.704	1:15.587	44.864	166.7	25:58.254	6	2	2:11.025	26.473	1:04.363	40.189	170.3	20:23.623
10	2	2:31.997	29.126	1:16.178	46.693	166.4	28:30.251	7	2	2:09.514	26.750	1:02.975	39.789	161.6	22:33.137
11	2	2:25.931	28.753	1:11.875	45.303	165.7	30:56.182	8	2	2:08.108	25.865	1:02.951	39.292	171.6	24:41.245
12	2	2:35.203	30.094	1:16.998	48.111	170.8	33:31.385	9	2	2:09.608	26.183	1:03.900	39.525	169.0	26:50.853
13	2	2:27.970	29.384	1:13.763	44.823	156.8	35:59.355	10	2	2:08.093	26.010	1:02.966	39.117	169.2	28:58.946
14	2	2:25.119	28.460	1:11.896	44.763	181.5	38:24.474	11	2	2:08.156	26.026	1:03.165	38.965	182.7	31:07.102
15	2	2:28.719	28.485	1:11.938	48.296	160.9	40:53.193	12	2	2:13.783	26.941	1:05.572	41.270	179.4	33:20.885
								13	2	2:23.057	26.975	1:07.651	48.431	169.8	35:43.942
								14	2	2:52.522 B	33.062	1:19.654	59.806	140.1	38:36.464

51 SHELBY Cobra 289 1963
1. Maxime GUENAT GT5
2. Guillaume MAHE

1	2	2:13.751	36.653	59.581	37.517		2:13.751
2	2	2:02.988	24.237	1:00.214	38.537	202.4	4:16.739
3	2	2:15.681 B	24.924	1:01.827	48.930	201.3	6:32.420
4	2	3:46.346	2:03.363	1:04.210	38.773		10:18.766
5	2	2:01.483	24.153	59.346	37.984	198.8	12:20.249
6	2	2:00.457	23.840	58.972	37.645	206.2	14:20.706
7	2	2:02.183	24.339	59.890	37.954	215.0	16:22.889
8	2	2:00.053	24.045	58.304	37.704	217.1	18:22.942
9	2	2:13.182 B	24.026	58.854	50.302	208.5	20:36.124
10	1	4:27.468	2:48.725	1:00.855	37.888		25:03.592
11	1	2:02.633	24.968	1:00.056	37.609	180.0	27:06.225
12	1	2:02.137	24.679	59.982	37.476	191.2	29:08.362
13	1	2:02.062	24.487	59.030	38.545	188.9	31:10.424
14	1	2:01.918	24.076	59.909	37.933	196.0	33:12.342
15	1	2:01.823	24.536	59.422	37.865	190.9	35:14.165
16	1	2:01.582	24.256	59.462	37.864	192.2	37:15.747
17	1	2:02.018	24.524	59.588	37.906	188.9	39:17.765
18	1	2:01.689	24.107	58.872	38.710	194.2	41:19.454

53 JAGUAR E-Type Coupe 3.8 1962
1. Olivier BREITMAYER GT4
2. Emile BREITMAYER

1	1	3:06.960	1:18.379	1:08.359	40.222		3:06.960
2	1	2:08.942	25.961	1:02.853	40.128	173.5	5:15.902
3	1	2:08.741	25.158	1:03.946	39.637	203.9	7:24.643
4	1	2:06.781	24.675	1:01.045	41.061	202.0	9:31.424
5	1	2:07.819	26.277	1:02.411	39.131	183.3	11:39.243
6	1	2:24.006 B	24.554	1:03.856	55.596	200.9	14:03.249
7	2	3:53.067	2:10.297	1:03.258	39.512		17:56.316
8	2	2:04.901	25.514	1:00.936	38.451	179.7	20:01.217
9	2	2:04.610	24.978	1:01.413	38.219	191.5	22:05.827
10	2	2:04.717	25.234	1:01.308	38.175	169.8	24:10.544
11	2	2:06.543	25.328	1:01.409	39.806	175.4	26:17.087
12	2	2:26.066	24.482	1:01.533	1:00.051	189.9	28:43.153
13	2	2:07.830	24.989	1:03.261	39.580	188.3	30:50.983
14	2	2:03.748	25.262	1:00.334	38.152	184.5	32:54.731
15	2	2:06.145	24.825	1:00.439	40.881	181.8	35:00.876
16	2	2:02.061	24.343	59.314	38.404	207.0	37:02.937
17	2	2:06.563	24.895	1:02.494	39.174	178.3	39:09.500
18	2	2:14.756 B	24.531	1:00.662	49.563	191.9	41:24.256

58 JAGUAR E-Type 3.8 1964
1. Christophe DELACHAUX GT4
2. Josselin PETER

1	1	7:49.221	6:02.048	1:06.930	40.243		7:49.221
2	1	2:07.676	26.409	1:02.291	38.976	171.3	9:56.897
3	1	2:06.546	25.687	1:01.909	38.950	173.5	12:03.443

61 JAGUAR E-Type 3.8 1963
1. Luc-Pierre VERQUIN GT4

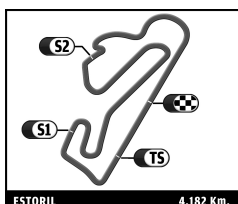
1	1	3:08.835	1:19.590	1:07.992	41.253		3:08.835
2	1	2:09.642	26.604	1:03.063	39.975	171.1	5:18.477
3	1	2:08.850	26.125	1:02.988	39.737	192.2	7:27.327
4	1	2:12.384	26.506	1:05.748	40.130	182.1	9:39.711
5	1	2:09.790	26.524	1:02.453	40.813	179.7	11:49.501
6	1	2:08.550	26.085	1:02.854	39.611	205.4	13:58.051
7	1	2:09.063	26.469	1:03.005	39.589	181.8	16:07.114
8	1	2:07.939	26.565	1:01.670	39.704	178.8	18:15.053
9	1	2:08.496	26.471	1:02.509	39.516	169.2	20:23.549
10	1	2:07.417	26.283	1:01.395	39.739	175.4	22:30.966
11	1	2:08.903	26.219	1:03.018	39.666	205.8	24:39.869
12	1	2:06.725	26.019	1:01.519	39.187	199.1	26:46.594
13	1	2:09.547	26.771	1:03.801	38.975	187.3	28:56.141
14	1	2:08.330	26.565	1:02.461	39.304	176.5	31:04.471
15	1	2:18.683	26.676	1:06.722	45.285	196.7	33:23.154
16	1	2:17.911	27.719	1:06.170	44.022	179.7	35:41.065
17	1	2:52.921 B	30.904	1:15.292	1:06.725	148.0	38:33.986

63 JAGUAR E-Type 3.8 1963
1. Stéphane WIMEZ GT4
2. Jacques-Alexandre FONTI

1	2	3:26.302	1:31.669	1:12.525	42.108		3:26.302
2	2	2:23.281	26.960	1:05.686	50.635	169.0	5:49.583
3	2	2:14.842	26.900	1:06.919	41.023	184.2	8:04.425
4	2	2:11.297	25.824	1:04.819	40.654	198.8	10:15.722
5	2	2:10.606	25.730	1:04.684	40.192	198.8	12:26.328
6	2	2:11.544	26.443	1:05.425	39.676	212.1	14:37.872
7	2	2:10.157	25.775	1:04.392	39.990	200.9	16:48.029
8	2	2:25.483 B	25.865	1:04.439	55.179	190.9	19:13.512
9	1	4:26.761	2:40.676	1:06.232	39.853		23:40.273
10	1	2:09.514	25.768	1:04.647	39.099	180.3	25:49.787
11	1	2:07.893	25.742	1:02.852	39.299	187.0	27:57.680
12	1	2:08.355	26.181	1:02.745	39.429	186.1	30:06.035
13	1	2:07.436	25.273	1:02.317	39.846	186.1	32:13.471
14	1	2:08.268	25.288	1:02.394	40.586	192.2	34:21.739
15	1	2:09.051	25.750	1:03.601	39.700	183.9	36:30.790
16	1	2:07.692	25.391	1:03.053	39.248	184.5	38:38.482
17	1	2:07.765	25.003	1:02.601	40.161	194.9	40:46.247

64 SHELBY Cobra 289 1965
1. Leon EBELING GT5
2. Andrew NEWALL

1	1	4:14.364	2:25.456	1:09.371	39.537		4:14.364
2	1	2:05.626	24.476	1:02.857	38.293	184.2	6:19.990
3	1	2:03.171	24.336	1:01.189	37.646	193.9	8:23.161



SIXTIES' ENDURANCE
ESTORIL CLASSICS
QUALIFYING

Sector Analysis

Personal Best							Session Best							B Crossing the finish line in pit lane						
Lap	D	Time	Sector 1	Sector 2	Sector 3	T. Spd	Elapsed	Lap	D	Time	Sector 1	Sector 2	Sector 3	T. Spd	Elapsed					
4	1	2:08.207	24.328	1:05.012	38.867	190.9	10:31.368	8	1	2:03.247	24.801	1:00.081	38.365	193.9	23:37.616					
5	1	2:04.691	25.375	1:00.667	38.649	172.4	12:36.059	9	1	2:03.068	24.347	1:00.564	38.157	209.3	25:40.684					
6	1	2:01.485	24.460	59.608	37.417	191.2	14:37.544	10	1	2:04.794	24.437	59.763	40.594	207.0	27:45.478					
7	1	2:04.731	24.717	1:01.572	38.442	193.2	16:42.275	11	1	2:02.207	24.020	1:00.153	38.034	208.9	29:47.685					
8	1	2:01.599	24.863	59.371	37.365	197.4	18:43.874	12	1	2:02.231	24.274	59.470	38.487	202.0	31:49.916					
9	1	2:27.427 B	25.631	1:10.482	51.314	167.5	21:11.301	13	1	2:09.977	25.416	1:05.967	38.594	193.6	33:59.893					
10	2	3:56.534	2:19.325	59.457	37.752		25:07.835	14	1	2:02.281	24.167	59.811	38.303	207.0	36:02.174					
11	2	2:01.435	24.260	59.460	37.715	197.4	27:09.270	15	1	2:39.447 B	30.980	1:15.112	53.355	178.5	38:41.621					
12	2	2:01.469	24.242	59.248	37.979	203.5	29:10.739	<div style="border: 1px solid black; padding: 5px;"> 70 SHELBY Cobra Daytona Coupe 1964 1. Pierre-Alain FRANCE GT5 2. Erwin FRANCE 1 1 3:00.473 1:15.426 1:05.396 39.651 3:00.473 2 1 2:06.369 25.359 1:02.367 38.643 198.1 5:06.842 3 1 2:06.438 25.010 1:02.266 39.162 203.9 7:13.280 4 1 2:06.419 25.125 1:01.785 39.509 196.3 9:19.699 5 1 2:24.411 40.446 1:04.680 39.285 206.6 11:44.110 6 1 2:27.051 24.517 1:22.682 39.852 203.5 14:11.161 7 1 2:05.483 25.149 1:01.313 39.021 199.5 16:16.644 8 1 2:30.813 B 24.488 1:11.841 54.484 207.7 18:47.457 9 2 4:23.630 2:42.292 1:03.194 38.144 23:11.087 10 2 2:00.633 24.336 58.586 37.711 212.9 25:11.720 11 2 2:00.867 24.033 59.720 37.114 218.9 27:12.587 12 2 2:03.938 24.899 1:00.381 38.658 208.5 29:16.525 13 2 2:01.310 23.952 58.528 38.830 218.0 31:17.835 14 2 2:22.053 B 26.464 1:01.588 54.001 161.8 33:39.888 15 2 4:28.070 2:47.008 1:00.678 40.384 38:07.958 16 2 2:24.349 B 32.039 1:03.045 49.265 167.2 40:32.307 </div>												
13	2	2:02.143	24.645	59.296	38.202	190.9	31:12.882													
14	2	2:02.787	24.123	1:01.084	37.580	197.7	33:15.669													
15	2	2:02.390	24.058	59.893	38.439	205.0	35:18.059													
16	2	2:07.348	27.111	1:02.052	38.185	198.4	37:25.407													
17	2	2:01.333	24.167	59.248	37.918	198.4	39:26.740													
18	2	2:03.460	24.247	1:00.747	38.466	204.3	41:30.200													
<div style="border: 1px solid black; padding: 5px;"> 66 MORGAN +4 1965 1. Thierry ROGEON GT3 2. Stéphane MOREAU 1 1 4:03.044 1:55.610 1:19.417 48.017 4:03.044 2 1 2:39.208 32.799 1:18.829 47.580 152.7 6:42.252 3 1 2:32.811 31.587 1:14.798 46.426 145.2 9:15.063 4 1 2:39.117 36.063 1:16.743 46.311 147.4 11:54.180 5 1 2:34.853 31.497 1:15.702 47.654 147.2 14:29.033 6 1 2:35.382 31.528 1:16.948 46.906 153.5 17:04.415 7 1 2:45.197 B 30.355 1:14.510 1:00.332 165.4 19:49.612 8 2 4:32.671 2:33.314 1:15.768 43.589 24:22.283 9 2 2:28.978 29.579 1:14.017 45.382 163.0 26:51.261 10 2 2:29.753 31.639 1:12.795 45.319 159.5 29:21.014 11 2 2:24.743 28.350 1:13.057 43.336 178.5 31:45.757 12 2 2:23.426 28.215 1:10.569 44.642 171.9 34:09.183 13 2 2:22.469 28.288 1:10.707 43.474 170.8 36:31.652 14 2 2:21.361 27.636 1:10.595 43.130 177.4 38:53.013 15 2 2:20.137 29.041 1:08.217 42.879 159.0 41:13.150 </div>																				
<div style="border: 1px solid black; padding: 5px;"> 67 SHELBY Mustang GT350 1965 1. Thomas STUDER GT5 1 1 4:22.179 2:32.819 1:07.667 41.693 4:22.179 2 1 2:10.021 26.521 1:03.208 40.292 171.3 6:32.200 3 1 2:07.296 25.497 1:02.191 39.608 179.7 8:39.496 4 1 2:07.608 25.453 1:03.069 39.086 180.3 10:47.104 5 1 2:53.497 B 25.918 1:36.951 50.628 182.7 13:40.601 6 1 14:14.385 B ... 1:03.731 57.008 27:54.986 7 1 3:43.271 1:59.779 1:03.035 40.457 31:38.257 8 1 2:04.847 25.359 1:00.710 38.778 183.9 33:43.104 9 1 2:06.870 25.057 1:01.530 40.283 184.5 35:49.974 10 1 2:07.274 25.533 1:02.686 39.055 182.1 37:57.248 11 1 2:04.271 24.640 1:00.799 38.832 194.9 40:01.519 </div>																				
<div style="border: 1px solid black; padding: 5px;"> 68 JAGUAR E-Type 3.8 1962 1. Dirk EBELING GT4 2. Christian SCHOEDEL 1 2 4:09.094 2:14.828 1:13.305 40.961 4:09.094 2 2 2:13.120 27.477 1:04.619 41.024 160.2 6:22.214 3 2 2:09.910 26.651 1:04.386 38.873 178.8 8:32.124 4 2 2:17.318 B 25.919 1:02.714 48.685 184.2 10:49.442 5 1 6:36.429 4:51.603 1:06.014 38.812 17:25.871 6 1 2:04.017 24.978 1:00.079 38.960 203.9 19:29.888 7 1 2:04.481 25.696 1:00.776 38.009 184.8 21:34.369 </div>																				
<div style="border: 1px solid black; padding: 5px;"> 72 SHELBY Cobra 289 1963 1. Richard COOK GT5 2. Harvey STANLEY 1 1 3:08.686 1:22.183 1:06.140 40.363 3:08.686 2 1 2:07.626 25.483 1:02.939 39.204 182.4 5:16.312 3 1 2:04.579 25.307 1:00.793 38.479 191.9 7:20.891 4 1 2:04.258 24.902 1:01.028 38.328 191.9 9:25.149 5 1 2:06.370 25.481 1:02.490 38.399 182.4 11:31.519 6 1 2:05.646 25.137 1:00.445 40.064 191.9 13:37.165 7 1 2:03.346 24.700 1:00.221 38.425 210.5 15:40.511 8 1 2:05.924 25.408 1:01.646 38.870 182.4 17:46.435 9 1 2:16.459 B 24.526 1:00.454 51.479 209.3 20:02.894 10 2 3:51.751 2:11.684 1:02.065 38.002 23:54.645 11 2 2:02.602 24.586 59.120 38.896 205.0 25:57.247 12 2 2:00.992 24.131 59.014 37.847 208.5 27:58.239 13 2 2:02.095 25.040 59.579 37.476 187.3 30:00.334 14 2 2:01.360 24.464 59.121 37.775 203.9 32:01.694 15 2 2:01.191 24.247 59.156 37.788 204.7 34:02.885 16 2 2:01.332 24.555 58.989 37.788 199.1 36:04.217 17 2 2:27.969 B 25.976 1:06.099 55.894 185.1 38:32.186 </div>																				
<div style="border: 1px solid black; padding: 5px;"> 79 LOTUS Elan 26R 1964 1. Victor GUTZWILLER GT2 1 1 2:34.292 49.614 1:05.358 39.320 2:34.292 2 1 2:08.148 25.639 1:02.416 40.093 196.0 4:42.440 3 1 2:11.605 25.798 1:03.660 42.147 192.9 6:54.045 4 1 2:31.036 B 25.988 1:09.853 55.195 196.7 9:25.081 5 1 7:07.787 5:26.730 1:02.007 39.050 16:32.868 6 1 2:07.188 25.140 1:02.543 39.505 212.1 18:40.056 7 1 2:25.385 25.375 1:03.184 56.826 209.3 21:05.441 </div>																				



SIXTIES' ENDURANCE ESTORIL CLASSICS QUALIFYING

Sector Analysis

Lap	D	Time	Sector 1	Sector 2	Sector 3	T. Spd	Elapsed	Lap	D	Time	Sector 1	Sector 2	Sector 3	T. Spd	Elapsed
8	1	2:07.699	25.670	1:02.201	39.828	201.3	23:13.140	8	2	5:15.877	3:28.260	1:07.012	40.605		21:46.307
9	1	2:06.982	25.756	1:01.575	39.651	183.0	25:20.122	9	2	2:18.892	26.686	1:10.255	41.951	153.5	24:05.199
10	1	2:06.842	25.000	1:02.469	39.373	208.9	27:26.964	10	2	2:11.977	26.288	1:04.816	40.873	160.9	26:17.176
11	1	2:06.266	25.425	1:01.911	38.930	199.9	29:33.230	11	2	2:13.399	27.089	1:04.682	41.628	174.9	28:30.575
12	1	2:24.646 B	25.551	1:05.171	53.924	199.9	31:57.876	12	2	2:09.858	25.516	1:04.556	39.786	178.0	30:40.433
13	1	3:29.193	1:46.792	1:03.532	38.869		35:27.069	13	2	2:09.747	26.230	1:04.466	39.051	161.8	32:50.180
14	1	2:06.536	25.274	1:01.505	39.757	211.7	37:33.605	14	2	2:14.085	27.124	1:06.582	40.379	164.7	35:04.265
15	1	2:22.078 B	26.113	1:02.483	53.482	206.6	39:55.683	15	2	2:07.987	25.538	1:03.364	39.085	173.5	37:12.252
16	1	3:32.181 B					43:27.864	16	2	2:08.280	25.232	1:03.914	39.134	188.9	39:20.532
								17	2	2:22.063 B	25.537	1:03.813	52.713	185.7	41:42.595

84	MG B 1964	GT2					
1. Benjamin ENGRAND							
1	1	4:04.438	1:59.137	1:19.087	46.214		4:04.438
2	1	2:32.329	32.149	1:14.545	45.635	154.4	6:36.767
3	1	2:24.552	29.726	1:11.547	43.279	159.3	9:01.319
4	1	2:24.784	30.010	1:10.543	44.231	159.9	11:26.103
5	1	2:24.688	28.567	1:11.103	45.018	183.3	13:50.791
6	1	2:34.587 B	29.467	1:10.330	54.790	165.0	16:25.378
7	1	3:31.485	1:36.957	1:08.596	45.932		19:56.863
8	1	2:20.952	28.965	1:08.615	43.372	163.7	22:17.815
9	1	2:19.664	27.861	1:08.731	43.072	188.6	24:37.479
10	1	2:27.091	28.118	1:10.653	48.320	181.8	27:04.570
11	1	2:20.454	28.873	1:08.654	42.927	170.8	29:25.024
12	1	2:21.022	28.091	1:09.734	43.197	179.7	31:46.046
13	1	2:19.831	28.570	1:08.750	42.511	168.2	34:05.877
14	1	2:19.863	27.228	1:08.859	43.776	191.9	36:25.740
15	1	2:21.602	28.369	1:09.190	44.043	159.7	38:47.342
16	1	2:18.909	27.672	1:08.157	43.080	186.7	41:06.251

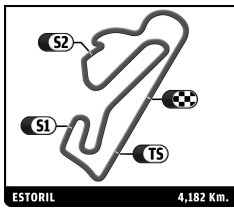
87	MORGAN 4/4 1964	GT2					
1. Roger WHITESIDE							
2. Richard THORNE							
1	1	4:25.583	2:29.592	1:13.180	42.811		4:25.583
2	1	2:21.648	28.569	1:10.936	42.143	172.1	6:47.231
3	1	2:25.939	27.974	1:14.342	43.623	190.9	9:13.170
4	1	2:16.155	27.648	1:07.033	41.474	175.7	11:29.325
5	1	2:22.104	28.480	1:08.710	44.914	179.1	13:51.429
6	1	2:21.940	29.939	1:09.693	42.308	171.3	16:13.369
7	1	2:19.435	27.462	1:09.531	42.442	185.4	18:32.804
8	1	2:33.987 B	28.005	1:09.186	56.796	187.3	21:06.791
9	2	4:07.125	2:09.480	1:13.529	44.116		25:13.916
10	2	2:21.846	28.998	1:09.503	43.345	170.0	27:35.762
11	2	2:19.940	28.027	1:08.258	43.655	177.1	29:55.702
12	2	2:21.603	27.570	1:09.500	44.533	185.4	32:17.305
13	2	2:19.791	28.039	1:08.775	42.977	181.2	34:37.096
14	2	2:17.764	27.856	1:07.687	42.221	165.2	36:54.860
15	2	2:18.615	27.375	1:07.819	43.421	191.5	39:13.475
16	2	2:19.572	27.552	1:08.295	43.725	186.1	41:33.047

89	JAGUAR E-Type 3.8 1962	GT4					
1. Carlos BARBOSA							
2. Peter LINDGREN							
1	1	3:00.362	1:07.377	1:10.579	42.406		3:00.362
2	1	2:16.273	26.832	1:07.989	41.452	183.9	5:16.635
3	1	2:11.681	26.260	1:04.079	41.342	186.7	7:28.316
4	1	2:11.944	26.223	1:04.728	40.993	183.6	9:40.260
5	1	2:12.950	27.600	1:04.657	40.693	177.1	11:53.210
6	1	2:10.967	26.279	1:03.991	40.697	178.0	14:04.177
7	1	2:26.253 B	27.392	1:06.842	52.019	199.1	16:30.430

90	JAGUAR E-Type 3.8 1964	GT4					
1. Carlos F. CRUZ							
2. Miguel AMARAL							
1	1	3:58.268	2:04.428	1:09.607	44.233		3:58.268
2	1	2:15.263	28.222	1:05.213	41.828	180.6	6:13.531
3	1	2:13.097	26.686	1:05.812	40.599	180.9	8:26.628
4	1	2:13.014	27.374	1:05.037	40.603	189.2	10:39.642
5	1	2:12.924	27.189	1:05.607	40.128	184.2	12:52.566
6	1	2:26.130	36.734	1:05.396	44.000	201.3	15:18.696
7	1	2:28.041 B	27.008	1:05.384	55.649	186.4	17:46.737
8	2	4:54.369	3:12.084	1:03.392	38.893		22:41.106
9	2	2:06.592	25.191	1:01.858	39.543	199.9	24:47.698
10	2	2:06.330	25.062	1:01.727	39.541	203.5	26:54.028
11	2	2:06.393	24.809	1:02.086	39.498	205.4	29:00.421
12	2	2:18.546 B	26.500	1:03.305	48.741	211.7	31:18.967
13	2	6:14.878	4:36.774	1:00.070	38.034		37:33.845
14	2	2:03.599	24.817	1:00.623	38.159	209.7	39:37.444
15	2	2:03.699	25.149	1:00.040	38.510	208.5	41:41.143

100	JAGUAR E-Type 3.8 1963	GT4					
1. Sébastien BERCHON							
1	1	3:18.410	1:33.491	1:06.320	38.599		3:18.410
2	1	2:05.564	25.294	1:01.139	39.131	186.4	5:23.974
3	1	2:05.372	25.538	1:00.263	39.571	159.7	7:29.346
4	1	2:04.425	25.486	1:00.695	38.244	174.3	9:33.771
5	1	2:08.547	26.365	1:02.842	39.340	182.1	11:42.318
6	1	2:08.155	24.484	1:01.320	42.351	190.9	13:50.473
7	1	2:03.438	24.486	1:00.126	38.826	184.8	15:53.911
8	1	2:24.112 B	24.811	1:04.455	54.846	184.8	18:18.023
9	1	3:09.985	1:29.061	1:02.005	38.919		21:28.008
10	1	2:03.576	25.070	1:00.362	38.144	185.4	23:31.584
11	1	2:05.043	25.938	1:00.368	38.737	178.3	25:36.627
12	1	2:03.764	24.507	1:00.411	38.846	181.2	27:40.391
13	1	2:03.276	24.264	1:00.592	38.420	200.9	29:43.667
14	1	2:20.318 B	24.542	1:05.789	49.987	190.2	32:03.985
15	1	4:12.406	2:32.345	1:01.675	38.386		36:16.391
16	1	2:32.268 B	26.077	1:09.760	56.431	165.0	38:48.659

104	AUSTIN-HEALEY 100-4 1958	GT3					
1. François de CHANTERAC							
2. Jérémy DA ROCHA							
1	1	4:30.151	2:25.383	1:19.250	45.518		4:30.151
2	1	2:29.269	30.122	1:10.632	48.515	164.7	6:59.420
3	1	2:27.519	30.216	1:11.557	45.746	157.7	9:26.939
4	1	2:32.891	30.894	1:15.594	46.403	156.3	11:59.830
5	1	2:30.380	31.337	1:13.400	45.643	166.4	14:30.210
6	1	2:35.185	30.831	1:15.561	48.793	158.1	17:05.395
7	1	2:31.687	29.872	1:14.945	46.870	151.6	19:37.082



SIXTIES' ENDURANCE
ESTORIL CLASSICS
QUALIFYING

Sector Analysis

Personal Best Session Best B Crossing the finish line in pit lane

Lap	D	Time	Sector 1	Sector 2	Sector 3	T. Spd	Elapsed	Lap	D	Time	Sector 1	Sector 2	Sector 3	T. Spd	Elapsed	
13	1	2:18.216	27.678	1:06.792	43.746	185.1	33:32.258	170	1	3:09.013	1:17.201	1:09.017	42.795		3:09.013	
14	1	2:18.796	28.857	1:07.197	42.742	150.2	35:51.054	2	1	2:15.447	27.765	1:05.759	41.923	157.4	5:24.460	
15	1	2:18.072	27.365	1:07.354	43.353	184.2	38:09.126	3	1	2:11.139	26.531	1:04.119	40.489	176.8	7:35.599	
16	1	2:20.685	29.383	1:08.375	42.927	176.0	40:29.811	4	1	2:10.578	26.378	1:04.228	39.972	179.7	9:46.177	
156 SHELBY Cobra Daytona Coupe (C) 1965 1. Pierre-François ROUSSEL 2. Carlos TAVARES INV								170 LOTUS Elan 26R 1964 1. Ted TUPPEN GT2								
1	2	3:01.313	1:12.899	1:07.423	40.991		3:01.313	5	1	2:16.312	28.291	1:07.098	40.923	197.4	12:02.489	
2	2	2:11.860	27.479	1:05.113	39.268	178.5	5:13.173	6	1	2:14.819	27.888	1:05.442	41.489	174.9	14:17.308	
3	2	2:08.879	26.377	1:02.595	39.907	190.6	7:22.052	7	1	2:10.777	26.211	1:04.469	40.097	189.9	16:28.085	
4	2	2:06.226	25.223	1:01.562	39.441	187.6	9:28.278	8	1	2:10.761	26.445	1:03.851	40.465	185.7	18:38.846	
5	2	2:07.206	25.762	1:02.922	38.522	181.8	11:35.484	9	1	2:09.208	25.537	1:03.880	39.791	201.7	20:48.054	
6	2	2:07.924	25.073	1:04.135	38.716	190.9	13:43.408	10	1	2:09.184	25.529	1:03.875	39.780	201.3	22:57.238	
7	2	2:05.904	25.135	1:01.384	39.385	192.9	15:49.312	11	1	2:08.909	25.243	1:04.013	39.653	199.5	25:06.147	
8	2	2:07.338	25.607	1:02.649	39.082	171.9	17:56.650	12	1	2:10.159	25.798	1:04.442	39.919	195.3	27:16.306	
9	2	2:24.604	27.005	1:04.904	52.695	181.8	20:21.254	13	1	2:08.095	25.447	1:02.902	39.746	197.7	29:24.401	
10	1	5:48.266	3:48.458	1:20.139	39.669		26:09.520	14	1	2:15.306	27.005	1:05.342	42.959	185.7	31:39.707	
11	1	2:02.613	24.235	1:00.449	37.929	193.6	28:12.133	15	1	2:08.145	25.290	1:03.152	39.703	199.1	33:47.852	
12	1	2:10.624	25.796	1:05.813	39.015	190.6	30:22.757	16	1	2:09.319	25.663	1:02.695	40.961	196.3	35:57.171	
13	1	2:04.031	24.803	1:00.163	39.065	187.3	32:26.788	17	1	2:06.698	25.263	1:02.059	39.376	204.7	38:03.869	
14	1	2:10.771	27.102	1:05.726	37.943	208.9	34:37.559	18	1	2:38.872	B	27.786	1:16.338	54.748	178.5	40:42.741
15	1	2:02.416	24.704	1:00.551	37.161	178.3	36:39.975	181 SHELBY Cobra Daytona Coupe 1962 1. Vincent NEURRISSE 2. Bertrand ROUCHAUD GT5								
16	1	2:28.810	24.431	1:02.499	1:01.880	193.6	39:08.785	1	1	4:12.013	2:21.039	1:09.343	41.631		4:12.013	
160 LOTUS XV 1958 1. Michael BIRCH 2. Gareth BURNETT SP3								2	1	2:23.951	B	26.061	1:06.517	51.373	188.9	6:35.964
1	1	2:55.060	1:01.739	1:11.438	41.883		2:55.060	3	1	3:48.865	2:05.323	1:04.595	38.947		10:24.829	
2	1	2:11.409	25.842	1:05.159	40.408	197.4	5:06.469	4	1	2:05.557	24.973	1:01.763	38.821	193.6	12:30.386	
3	1	2:12.124	26.855	1:04.463	40.806	188.0	7:18.593	5	1	2:05.232	24.723	1:01.966	38.543	200.9	14:35.618	
4	1	2:09.632	25.340	1:04.398	39.894	203.2	9:28.225	6	1	2:07.613	25.845	1:03.123	38.645	188.9	16:43.231	
5	1	2:44.567	B	31.180	1:17.049	56.338	143.7	12:12.792	7	1	2:05.970	25.336	1:02.129	38.505	177.1	18:49.201
6	2	3:42.634	2:03.637	1:00.462	38.535		15:55.426	8	1	2:20.424	B	26.421	1:02.548	51.455	177.7	21:09.625
7	2	2:03.831	24.415	1:01.066	38.350	204.3	17:59.257	9	2	4:11.860	2:30.854	1:01.857	39.149		25:21.485	
8	2	2:05.083	24.771	1:01.753	38.559	198.8	20:04.340	10	2	2:05.200	24.282	1:02.476	38.442	199.1	27:26.685	
9	2	2:04.528	24.418	1:01.831	38.279	205.4	22:08.868	11	2	2:02.071		23.959	59.176	38.936	202.8	29:28.756
10	2	2:04.649	24.368	1:01.856	38.425	200.9	24:13.517	12	2	2:07.524	24.920	1:03.536	39.068	190.6	31:36.280	
11	2	2:05.122	24.529	1:01.672	38.921	214.2	26:18.639	13	2	2:01.523	24.424	59.433	37.666	195.3	33:37.803	
12	2	2:08.813	24.800	1:03.482	40.531	205.0	28:27.452	14	2	2:19.815	B	25.376	1:01.518	52.921	176.8	35:57.618
13	2	2:05.733	25.563	1:01.980	38.190	198.4	30:33.185	15	2	3:56.340	B	2:00.306	1:02.558	53.476		39:53.958
14	2	2:03.581	24.809	1:00.613	38.159	204.3	32:36.766	369 SHELBY Cobra 289 1964 1. Urs BECK 2. Patrick SIMON GT5								
15	2	2:24.962	B	25.763	1:06.318	52.881	183.6	35:01.728	1	2	2:16.887	38.423	1:00.678	37.786		2:16.887
167 JAGUAR E-Type 3.8 1964 1. Maurizio BIANCO GT4								2	2	2:02.584	24.123	59.956	38.505	199.5	4:19.471	
1	1	4:20.575	2:20.633	1:15.976	43.966		4:20.575	3	2	2:05.039	24.359	1:02.348	38.332	197.7	6:24.510	
2	1	2:20.394	26.261	1:10.554	43.579	170.6	6:40.969	4	2	2:02.837	24.682	1:00.540	37.615	196.7	8:27.347	
3	1	2:07.133	25.937	1:02.778	38.418	163.5	8:48.102	5	2	2:02.381	24.676	59.818	37.887	195.6	10:29.728	
4	1	2:05.822	24.714	1:02.745	38.363	179.4	10:53.924	6	2	2:19.475	B	25.469	1:01.797	52.209	175.4	12:49.203
5	1	2:11.312	25.055	1:06.233	40.024	176.8	13:05.236	7	2	6:01.192	4:10.342	1:06.405	44.445		18:50.395	
6	1	2:32.246	B	24.738	1:07.275	1:00.233	186.1	15:37.482	8	2	2:01.964	24.575	58.164	39.225	199.5	20:52.359
7	1	5:54.922	4:01.760	1:10.545	42.617		21:32.404	9	2	1:58.377	23.726	57.860	36.791	200.2	22:50.736	
8	1	2:09.266	26.332	1:04.504	38.430	168.0	23:41.670	10	2	2:31.301	B	26.367	1:11.307	53.627	176.0	25:22.037
9	1	2:06.380	24.886	1:02.253	39.241	180.0	25:48.050									
10	1	2:07.584	25.525	1:03.336	38.723	183.3	27:55.634									
11	1	2:03.293	24.618	1:00.319	38.356	181.8	29:58.927									
12	1	2:44.439	B	27.983	1:15.453	1:01.003	171.9	32:43.366								