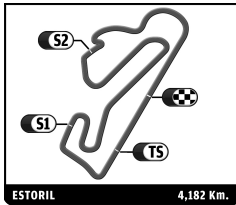


HERITAGE TOURING CUP  
ESTORIL CLASSICS  
RACE

Sector Analysis

Personal Best Session Best B Crossing the finish line in pit lane

Lap	D	Time	Sector 1	Sector 2	Sector 3	T. Spd	Elapsed	Lap	D	Time	Sector 1	Sector 2	Sector 3	T. Spd	Elapsed
<b>5</b> FORD Capri RS 2600 1973 1. Alain VÖGELE TC2								23 2 2:05.389 25.416 1:01.975 37.998 177.1 52:41.824							
1 1 2:09.116 30.803 1:00.244 38.069 2:09.116								24 2 2:02.801 24.642 1:00.491 37.668 196.7 54:44.625							
2 1 2:02.835 25.166 59.681 37.988 194.6 4:11.951								25 2 2:03.266 24.890 1:00.446 37.930 189.9 56:47.891							
3 1 2:01.231 24.135 58.918 38.178 205.4 6:13.182								26 2 2:02.467 24.828 1:00.165 37.474 194.9 58:50.358							
4 1 2:03.954 24.816 1:00.117 39.021 190.6 8:17.136								27 2 2:02.221 24.879 59.619 37.723 187.0 1:00:52.579							
5 1 3:06.387 25.626 1:32.926 1:07.835 174.9 11:23.523								28 2 2:03.346 24.926 59.791 38.629 199.1 1:02:55.925							
6 1 2:36.590 39.296 1:11.296 45.998 95.3 14:00.113															
7 1 2:19.343 30.614 1:06.746 41.983 135.4 16:19.456															
8 1 2:00.028 24.074 58.411 37.543 187.0 18:19.484															
9 1 2:00.137 24.033 58.419 37.685 202.8 20:19.621															
10 1 2:01.134 24.062 59.226 37.846 207.0 22:20.755															
11 1 2:00.862 24.243 58.728 37.891 201.7 24:21.617															
12 1 2:00.882 24.194 58.939 37.749 196.3 26:22.499															
13 1 2:12.242 B 24.300 59.626 48.316 196.7 28:34.741															
14 1 3:20.803 1:44.113 59.099 37.591 31:55.544															
15 1 2:01.526 25.163 58.618 37.745 189.9 33:57.070															
16 1 2:00.935 24.359 58.713 37.863 197.4 35:58.005															
17 1 2:02.096 24.633 58.939 38.524 191.2 38:00.101															
18 1 2:02.171 24.332 59.834 38.005 194.6 40:02.272															
19 1 2:10.226 26.746 1:04.432 39.048 188.9 42:12.498															
20 1 2:08.708 25.933 1:03.472 39.303 178.5 44:21.206															
21 1 2:06.692 26.545 1:00.822 39.325 174.9 46:27.898															
22 1 2:23.577 35.653 1:07.812 40.112 75.8 48:51.475															
23 1 2:06.279 26.278 1:02.112 37.889 176.5 50:57.754															
24 1 1:59.776 24.102 58.420 37.254 192.9 52:57.530															
25 1 1:59.319 23.831 58.363 37.125 203.5 54:56.849															
26 1 1:58.941 23.859 57.944 37.138 207.0 56:55.790															
27 1 2:01.210 23.858 58.840 38.512 207.7 58:57.000															
28 1 1:58.902 23.988 58.092 36.822 206.2 1:00:55.902															
29 1 1:59.979 25.151 57.942 36.886 191.2 1:02:55.881															
<b>7</b> FORD Capri RS 2600 1975 1. Carlo VÖGELE TC2 2. Conrad C. ULRICH															
1 1 2:09.700 31.761 1:00.771 37.168 2:09.700															
2 1 2:04.641 24.857 1:00.894 38.890 192.9 4:14.341															
3 1 2:01.487 24.460 59.495 37.532 208.9 6:15.828															
4 1 2:06.007 24.638 1:00.396 40.973 200.9 8:21.835															
5 1 3:03.228 26.504 1:28.472 1:08.252 153.9 11:25.063															
6 1 2:36.046 39.117 1:11.100 45.829 87.0 14:01.109															
7 1 2:20.054 30.724 1:06.624 42.706 127.5 16:21.163															
8 1 2:00.265 24.604 58.546 37.115 189.6 18:21.428															
9 1 2:00.412 23.993 59.079 37.340 196.3 20:21.840															
10 1 1:59.574 24.121 58.709 36.744 192.5 22:21.414															
11 1 2:00.579 24.262 59.011 37.306 196.3 24:21.993															
12 1 2:11.532 B 24.989 1:00.116 46.427 189.6 26:33.525															
13 2 3:50.710 2:06.448 1:05.145 39.117 30:24.235															
14 2 2:05.824 25.847 1:01.788 38.189 166.9 32:30.059															
15 2 2:04.928 25.677 1:01.457 37.794 159.5 34:34.987															
16 2 2:07.691 25.691 1:02.758 39.242 158.1 36:42.678															
17 2 2:02.683 24.457 1:00.412 37.814 187.6 38:45.361															
18 2 2:04.091 24.568 1:00.553 38.970 185.4 40:49.452															
19 2 2:09.544 28.706 1:01.915 38.923 169.2 42:58.996															
20 2 3:07.728 29.636 1:33.687 1:04.405 158.8 46:06.724															
21 2 2:23.522 37.975 1:05.462 40.085 91.4 48:30.246															
22 2 2:06.189 26.436 1:01.266 38.487 183.6 50:36.435															
<b>8</b> FORD Escort RS 1600 1974 1. Vincent NEURRISSE TC2															
1 1 2:18.882 35.134 1:03.890 39.858 2:18.882															
2 1 2:16.679 B 25.514 1:00.917 50.248 193.6 4:35.561															
3 1 4:59.639 2:52.373 1:17.417 49.849 9:35.200															
4 1 2:42.142 35.355 1:18.224 48.563 109.3 12:17.342															
5 1 2:29.947 32.105 1:13.404 44.438 129.7 14:47.289															
6 1 2:16.263 30.958 1:06.908 38.397 134.5 17:03.552															
7 1 2:16.417 B 25.535 1:01.250 49.632 197.7 19:19.969															
<b>9</b> FORD Capri RS 2600 1973 1. Thomas STUDER TC2															
1 1 2:06.006 28.801 1:00.139 37.066 2:06.006															
2 1 1:59.048 23.568 58.318 37.162 198.8 4:05.054															
3 1 1:59.282 24.094 57.920 37.268 205.4 6:04.336															
4 1 2:01.966 23.872 58.234 39.860 203.9 8:06.302															
5 1 3:12.699 26.428 1:38.476 1:07.795 174.9 11:19.001															
6 1 2:36.461 36.967 1:13.435 46.059 95.5 13:55.462															
7 1 2:20.325 30.108 1:07.778 42.439 143.5 16:15.787															
8 1 1:58.873 24.258 57.656 36.959 197.7 18:14.660															
9 1 1:58.223 23.455 57.853 36.915 209.3 20:12.883															
10 1 1:57.901 23.492 57.554 36.855 210.1 22:10.784															
11 1 1:57.714 23.751 57.082 36.881 204.7 24:08.498															
12 1 2:06.426 B 23.568 57.458 45.400 202.4 26:14.924															
13 1 3:21.891 1:47.197 57.834 36.860 29:36.815															
14 1 1:56.978 23.523 56.974 36.481 204.3 31:33.793															
15 1 1:57.730 23.580 57.567 36.583 211.7 33:31.523															
16 1 1:56.583 23.343 56.858 36.382 193.2 35:28.106															
17 1 1:57.628 23.484 57.521 36.623 193.9 37:25.734															
18 1 1:57.839 23.615 57.276 36.948 201.7 39:23.573															
19 1 2:03.243 24.137 1:00.667 38.439 194.9 41:26.816															
20 1 2:15.530 26.558 1:04.180 44.792 180.0 43:42.346															
21 1 2:34.547 31.115 1:12.166 51.266 155.2 46:16.893															
22 1 2:30.093 39.977 1:07.470 42.646 70.5 48:46.986															
23 1 1:58.148 24.303 57.194 36.651 191.9 50:45.134															
24 1 1:57.312 23.500 57.311 36.501 197.4 52:42.446															
25 1 1:58.408 24.374 57.294 36.740 188.6 54:40.854															
26 1 1:56.186 23.171 56.596 36.419 202.4 56:37.040															
27 1 2:01.070 24.188 56.913 39.969 209.3 58:38.110															
28 1 1:58.405 24.130 57.137 37.138 201.7 1:00:36.515															
29 1 1:58.191 23.588 57.670 36.933 199.5 1:02:34.706															
<b>10</b> FORD Escort RS 1600 1974 1. Peter VÖGELE TC2															
1 1 2:14.502 32.852 1:01.939 39.711 2:14.502															
2 1 2:04.856 25.511 1:00.431 38.914 190.2 4:19.358															
3 1 2:04.337 25.321 1:00.038 38.978 199.1 6:23.695															
4 1 2:08.212 25.070 1:03.047 40.095 209.7 8:31.907															
5 1 2:56.059 27.121 1:21.480 1:07.458 168.7 11:27.966															
6 1 2:36.252 39.725 1:11.556 44.971 89.1 14:04.218															



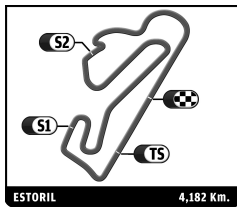
HERITAGE TOURING CUP  
ESTORIL CLASSICS  
RACE

Sector Analysis

Personal Best Session Best B Crossing the finish line in pit lane

Lap	D	Time	Sector 1	Sector 2	Sector 3	T. Spd	Elapsed	Lap	D	Time	Sector 1	Sector 2	Sector 3	T. Spd	Elapsed
7	1	2:19.764	30.987	1:07.539	41.238	127.2	16:23.982	1	1	2:03.624	29.696	58.118	35.810		2:03.624
8	1	2:06.158	26.060	1:01.371	38.727	178.8	18:30.140	2	1	1:57.492	23.715	57.349	36.428	213.8	4:01.116
9	1	2:03.890	25.163	1:00.412	38.315	194.9	20:34.030	3	1	1:56.667	23.217	56.639	36.811	220.2	5:57.783
10	1	2:03.820	25.274	1:00.133	38.413	198.1	22:37.850	4	1	1:58.691	23.283	57.576	37.832	221.5	7:56.474
11	1	2:22.678 B	25.099	1:01.110	56.469	204.3	25:00.528	5	1	3:17.286	28.997	1:41.333	1:06.956	170.3	11:13.760
<b>11</b> BMW 3.0 CSL 1972 TC2 1. Charles FIRMENICH 2. Henry MOSER															
1	2	2:03.261	28.231	58.417	36.613		2:03.261	6	1	2:36.707	38.355	1:13.119	45.233	99.3	13:50.467
2	2	1:58.073	23.677	58.298	36.098	210.5	4:01.334	7	1	2:22.474	30.920	1:07.639	43.915	125.0	16:12.941
3	2	1:56.893	23.277	57.473	36.143	205.4	5:58.227	8	1	1:57.177	23.964	57.123	36.090	193.9	18:10.118
4	2	1:59.985	23.255	57.799	38.931	216.7	7:58.212	9	1	1:57.178	23.128	57.642	36.408	218.4	20:07.296
5	2	3:17.396	28.927	1:40.743	1:07.726	157.7	11:15.608	10	1	1:56.988	23.175	57.132	36.681	218.4	22:04.284
6	2	2:35.945	37.466	1:13.152	45.327	101.3	13:51.553	11	1	1:57.478	23.144	57.636	36.698	212.9	24:01.762
7	2	2:22.435	30.667	1:07.458	44.310	113.2	16:13.988	12	1	1:59.112	24.732	57.297	37.083	196.7	26:00.874
8	2	1:57.373	23.921	57.453	35.999	200.2	18:11.361	13	1	1:58.417	23.987	57.519	36.911	213.4	27:59.291
9	2	1:56.527	23.252	57.171	36.104	217.6	20:07.888	14	1	1:57.944	23.365	57.526	37.053	213.4	29:57.235
10	2	1:56.736	23.276	57.227	36.233	217.6	22:04.624	15	1	1:58.447	23.824	57.729	36.894	207.7	31:55.682
11	2	1:57.356	23.308	58.056	35.992	209.3	24:01.980	16	1	1:59.640	24.303	58.444	36.893	200.6	33:55.322
12	2	1:56.953	23.666	57.225	36.062	206.2	25:58.933	17	1	2:09.921 B	24.390	58.490	47.041	198.1	36:05.243
13	2	1:57.360	23.684	57.356	36.320	202.0	27:56.293	18	2	3:25.419	1:48.205	59.500	37.714		39:30.662
14	2	2:05.011 B	23.499	57.452	44.060	217.6	30:01.304	19	2	2:08.763	26.756	1:01.133	40.874	183.6	41:39.425
15	1	3:32.454	1:52.818	1:01.607	38.029		33:33.758	20	2	2:09.655	28.635	1:02.286	38.734	171.9	43:49.080
16	1	2:01.838	23.938	59.403	38.497	198.1	35:35.596	21	2	2:29.681	26.596	1:11.772	51.313	184.8	46:18.761
17	1	2:02.257	24.275	1:00.398	37.584	195.3	37:37.853	22	2	2:28.670	39.415	1:07.919	41.336	72.9	48:47.431
18	1	2:02.351	24.453	1:00.233	37.665	200.2	39:40.204	23	2	2:03.221	26.584	59.005	37.632	175.7	50:50.652
19	1	2:04.548	26.035	1:00.453	38.060	196.3	41:44.752	24	2	2:01.260	24.745	58.951	37.564	204.3	52:51.912
20	1	2:05.875	26.515	1:00.398	38.962	174.6	43:50.627	25	2	2:00.473	24.330	58.172	37.971	204.7	54:52.385
21	1	2:29.303	26.629	1:11.473	51.201	174.6	46:19.930	26	2	1:59.450	23.813	58.202	37.435	216.7	56:51.835
22	1	2:28.255	39.604	1:07.702	40.949	71.5	48:48.185	27	2	2:01.885	24.134	58.084	39.667	217.6	58:53.720
23	1	2:05.198	28.252	59.357	37.589	165.2	50:53.383	28	2	2:01.793	25.849	57.884	38.060	207.0	1:00:55.513
24	1	2:01.790	24.027	59.819	37.944	210.9	52:55.173	29	2	2:07.879	26.142	1:01.984	39.753	203.2	1:03:03.392
25	1	2:00.488	24.019	59.160	37.309	210.1	54:55.661	<b>22</b> BMW 3.0 CSL 1975 TC2 1. Olivier BREITMAYER							
26	1	2:00.585	24.143	59.203	37.239	220.2	56:56.246	1	1	2:08.603	29.551	59.994	39.058		2:08.603
27	1	2:01.279	23.935	59.074	38.270	205.4	58:57.525	2	1	1:59.201	24.722	57.694	36.785	218.9	4:07.804
28	1	2:00.325	24.070	58.942	37.313	213.8	1:00:57.850	3	1	1:58.640	24.136	57.473	37.031	192.5	6:06.444
29	1	2:00.835	24.329	59.195	37.311	210.1	1:02:58.685	4	1	2:03.298	23.342	57.554	42.402	210.1	8:09.742
<b>13</b> BMW 635i Cabriolet 1980 TC2 1. Philippe TRUFFIER															
1	1	2:02.342	27.654	57.986	36.702		2:02.342	5	1	3:11.566	26.366	1:36.986	1:08.214	170.6	11:21.308
2	1	1:56.495	23.399	57.096	36.000	207.4	3:58.837	6	1	2:36.501	37.322	1:12.978	46.201	98.6	13:57.809
3	1	1:56.014	23.291	56.806	35.917	203.5	5:54.851	7	1	2:19.852	30.514	1:06.918	42.420	137.8	16:17.661
4	1	1:58.576	23.285	57.628	37.663	204.3	7:53.427	8	1	1:58.373	23.874	57.528	36.971	208.5	18:16.034
5	1	3:19.505	31.561	1:40.657	1:07.287	138.0	11:12.932	9	1	1:57.367	23.516	57.521	36.330	213.8	20:13.401
6	1	2:36.394	38.476	1:13.330	44.588	104.6	13:49.326	10	1	1:58.329	24.029	57.842	36.458	214.6	22:11.730
7	1	2:23.033	30.903	1:07.944	44.186	123.9	16:12.359	11	1	1:58.035	23.638	57.852	36.545	210.1	24:09.765
8	1	1:55.231	23.089	56.642	35.500	202.8	18:07.590	12	1	1:58.000	23.617	57.549	36.834	206.2	26:07.765
9	1	1:55.609	22.817	56.875	35.917	212.1	20:03.199	13	1	2:05.691 B	23.598	57.912	44.181	209.7	28:13.456
10	1	1:58.220	23.933	58.009	36.278	214.6	22:01.419	14	1	3:18.940	1:44.866	57.298	36.776		31:32.396
<b>14</b> FORD Capri RS 2600 1972 TC2 1. Yves VÖGELE															
1	1	2:04.401	28.342	1:00.287	35.772		2:04.401	15	1	1:58.142	23.416	57.934	36.792	208.1	33:30.538
<b>17</b> FORD Escort RS 1600 1974 TC2 1. Claude BOISSY 2. Alain MIRAN															
1	1	2:04.401	28.342	1:00.287	35.772		2:04.401	16	1	1:55.911	23.212	56.611	36.088	215.9	35:26.449
2	1	1:57.877	23.111	58.409	37.357	215.0	37:25.326	17	1	1:58.877	23.111	58.409	37.357	215.0	39:24.183
3	1	1:56.461	23.296	57.013	36.152	212.9	41:20.644	18	1	1:56.461	23.296	57.013	36.152	212.9	43:17.105
4	1	2:04.157	24.429	1:00.373	39.355	214.6	43:21.261	19	1	2:04.157	24.429	1:00.373	39.355	214.6	45:25.418
5	1	2:15.617	26.352	1:04.451	44.814	180.9	47:41.078	20	1	2:15.617	26.352	1:04.451	44.814	180.9	49:56.695
6	1	2:34.379	30.766	1:12.533	51.080	148.7	50:31.074	21	1	2:34.379	30.766	1:12.533	51.080	148.7	53:05.453
7	1	2:30.811	39.325	1:08.153	43.333	76.3	54:36.265	22	1	2:30.811	39.325	1:08.153	43.333	76.3	56:07.076
8	1	1:57.209	23.789	57.086	36.334	207.0	56:33.284	23	1	1:57.209	23.789	57.086	36.334	207.0	58:30.493
9	1	1:57.921	24.060	56.756	37.105	186.7	59:30.414	24	1	1:57.921	24.060	56.756	37.105	186.7	61:28.334
10	1	1:57.644	23.172	57.395	37.077	221.5	63:26.008	25	1	1:57.644	23.172	57.395	37.077	221.5	65:23.652
11	1	1:57.350	23.574	57.048	36.728	211.7	67:11.002	26	1	1:57.350	23.574	57.048	36.728	211.7	69:10.352





HERITAGE TOURING CUP  
ESTORIL CLASSICS  
RACE

Sector Analysis

Personal Best Session Best B Crossing the finish line in pit lane

Lap	D	Time	Sector 1	Sector 2	Sector 3	T. Spd	Elapsed	Lap	D	Time	Sector 1	Sector 2	Sector 3	T. Spd	Elapsed
18	1	2:06.685	24.995	1:01.409	40.281	196.0	40:54.819	12	1	1:52.807	22.896	55.028	34.883	197.0	25:36.405
19	1	2:10.372	27.925	1:03.110	39.337	176.3	43:05.191	13	1	1:52.986	22.431	55.363	35.192	196.0	27:29.391
20	1	3:03.185	26.818	1:31.551	1:04.816	180.9	46:08.376	14	1	1:53.250	22.480	55.691	35.079	207.7	29:22.641
21	1	2:22.448	28.472	1:04.921	39.055	95.1	48:30.824	15	1	1:54.347	22.582	56.436	35.329	197.4	31:16.988
22	1	2:05.322	25.345	1:01.176	38.801	194.2	50:36.146	16	1	1:53.547	22.465	55.787	35.295	213.8	33:10.535
23	1	2:05.606	25.238	1:01.767	38.601	186.1	52:41.752	17	1	1:59.703 B	22.387	55.006	42.310	213.4	35:10.238
24	1	2:04.844	25.585	1:00.846	38.413	199.5	54:46.596	18	1	3:19.775	1:48.430	55.789	35.556		38:30.013
25	1	2:04.092	24.596	1:01.045	38.451	199.5	56:50.688	19	1	1:52.964	22.356	55.640	34.968	208.1	40:22.977
26	1	2:06.797	26.341	1:01.080	39.376	190.9	58:57.485	20	1	2:22.332	27.916	1:08.692	45.724	184.8	42:45.309
27	1	2:03.029	25.031	1:00.007	37.991	196.3	1:01:00.514	21	1	3:16.649	32.338	1:41.449	1:02.862	129.7	46:01.958
28	1	2:03.446	24.687	1:00.192	38.567	188.3	1:03:03.960	22	1	2:25.936	38.740	1:05.607	41.589	84.4	48:27.894

**47** **FORD Escort RS 1600 1972**  
1. Guy Fabrice MESTROT TC2  
2. Eric SECHAUD

1	2	2:02.432	28.084	57.942	36.406		2:02.432
2	2	1:54.501	22.769	56.134	35.598	215.4	3:56.933
3	2	1:55.653	22.908	56.461	36.284	213.4	5:52.586
4	2	1:59.815	23.304	56.857	39.654	212.5	7:52.401
5	2	3:19.188	31.681	1:40.567	1:06.940	152.4	11:11.589
6	2	2:37.047	38.795	1:12.884	45.368	89.3	13:48.636
7	2	2:23.002	30.570	1:08.344	44.088	132.7	16:11.638
8	2	1:55.172	23.294	56.068	35.810	200.2	18:06.810
9	2	1:54.628	22.670	56.110	35.848	215.9	20:01.438
10	2	1:56.323	22.822	56.678	36.823	213.4	21:57.761
11	2	1:56.405	23.080	57.397	35.928	208.5	23:54.166
12	2	1:56.909	23.030	57.193	36.686	209.3	25:51.075
13	2	1:57.233	23.481	57.161	36.591	206.6	27:48.308
14	2	1:57.747	23.748	57.601	36.398	213.4	29:46.055
15	2	2:04.067 B	23.756	57.405	42.906	207.7	31:50.122
16	1	3:33.543	1:55.793	59.711	38.039		35:23.665
17	1	2:01.390	24.781	59.035	37.574	187.3	37:25.055
18	1	2:00.335	24.958	58.154	37.223	178.5	39:25.390
19	1	2:06.377	26.013	59.322	41.042	178.8	41:31.767
20	1	2:11.568	27.921	1:01.977	41.670	164.0	43:43.335
21	1	2:34.809	31.283	1:12.228	51.298	152.2	46:18.144
22	1	2:28.982	39.502	1:07.943	41.537	72.7	48:47.126
23	1	1:59.408	25.602	57.543	36.263	172.7	50:46.534
24	1	2:00.457	24.752	58.619	37.086	200.2	52:46.991
25	1	2:00.141	24.108	58.211	37.822	210.1	54:47.132
26	1	2:01.558	24.623	58.742	38.193	195.3	56:48.690
27	1	2:03.377	24.696	1:00.296	38.385	181.8	58:52.067
28	1	2:01.590	24.094	59.150	38.346	195.6	1:00:53.657
29	1	2:12.856	35.171	59.908	37.777	198.4	1:03:06.513

**49** **BMW 3.0 CSL 1974**  
1. Dominique GUENAT TC2  
2. Guillaume MAHE

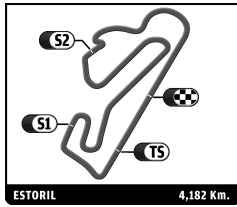
1	1	2:00.760	27.196	57.947	35.617		2:00.760
2	1	1:54.408	22.598	56.569	35.241	193.6	3:55.168
3	1	1:53.883	22.897	55.751	35.235	196.3	5:49.051
4	1	1:59.219	22.782	56.206	40.231	215.9	7:48.270
5	1	3:21.859	35.055	1:40.269	1:06.535	140.3	11:10.129
6	1	2:37.621	39.381	1:12.456	45.784	95.9	13:47.750
7	1	2:23.587	30.583	1:06.431	46.573	129.6	16:11.337
8	1	1:53.787	23.215	55.809	34.763	200.2	18:05.124
9	1	1:52.582	22.544	55.240	34.798	199.5	19:57.706
10	1	1:53.082	22.249	56.270	34.563	203.2	21:50.788
11	1	1:52.810	22.943	54.942	34.925	192.2	23:43.598

**50** **FORD Capri RS 3100 1974**  
1. Maxime GUENAT TC2

1	1	1:58.013	26.225	56.499	35.289		1:58.013
2	1	1:54.582	23.344	56.305	34.933	230.2	3:52.595
3	1	1:53.500	22.368	55.999	35.133	221.9	5:46.095
4	1	1:56.077	22.798	56.100	37.179	215.9	7:42.172
5	1	3:22.351	36.485	1:40.336	1:05.530	153.9	11:04.523
6	1	2:38.946	40.037	1:11.094	47.815	85.9	13:43.469
7	1	2:25.470	29.626	1:07.886	47.958	127.0	16:08.939
8	1	1:52.874	22.549	55.428	34.897	215.9	18:01.813
9	1	1:53.178	22.206	55.660	35.312	221.5	19:54.991
10	1	1:53.102	22.127	55.897	35.078	221.5	21:48.093
11	1	1:53.368	22.556	55.628	35.184	211.3	23:41.461
12	1	1:53.084	22.547	55.501	35.036	219.3	25:34.545
13	1	1:53.437	22.195	56.106	35.136	223.7	27:27.982
14	1	1:52.585	21.956	55.650	34.979	228.8	29:20.567
15	1	1:52.596	22.093	55.570	34.933	216.3	31:13.163
16	1	2:00.882 B	22.407	55.580	42.895	232.7	33:14.045
17	1	3:14.934	1:43.605	55.947	35.382		36:28.979
18	1	1:53.811	22.220	56.428	35.163	218.9	38:22.790
19	1	1:53.991	22.732	55.914	35.345	218.0	40:16.781
20	1	2:25.326	28.594	1:11.497	45.235	149.1	42:42.107
21	1	3:17.411	30.453	1:43.969	1:02.989	136.6	45:59.518
22	1	2:26.934	37.706	1:06.613	42.615	87.6	48:26.452
23	1	1:53.758	22.886	55.860	35.012	219.7	50:20.210
24	1	1:53.762	22.637	55.981	35.144	218.0	52:13.972
25	1	1:54.084	22.668	56.288	35.128	221.5	54:08.056
26	1	1:53.270	22.461	55.730	35.079	214.6	56:01.326
27	1	1:53.643	22.566	55.939	35.138	210.9	57:54.969
28	1	1:54.233	22.773	56.158	35.302	211.7	59:49.202
29	1	1:54.446	22.829	56.193	35.424	214.6	1:01:43.648

**60** **FORD Capri RS 3100 1974**  
1. Yvan MAHE TC2  
2. Guillaume MAHE

1	2	6:01.808	4:27.999	57.814	35.995		6:01.808
2	2	1:58.491	22.616	56.023	39.852	213.4	8:00.299
3	2	3:16.937	28.219	1:40.491	1:08.227	171.1	11:17.236
4	2	2:35.491	36.781	1:13.174	45.536	100.0	13:52.727



HERITAGE TOURING CUP  
ESTORIL CLASSICS  
RACE

Sector Analysis

Personal Best Session Best B Crossing the finish line in pit lane

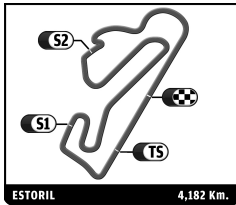
Lap	D	Time	Sector 1	Sector 2	Sector 3	T. Spd	Elapsed	Lap	D	Time	Sector 1	Sector 2	Sector 3	T. Spd	Elapsed
5	2	2:21.372	30.535	1:07.045	43.792	130.6	16:14.099	2	1	2:17.930	28.225	1:07.430	42.275	152.4	4:47.145
6	2	1:54.353	23.359	56.082	34.912	214.2	18:08.452	3	1	2:17.936	28.159	1:07.006	42.771	163.0	7:05.081
7	2	1:54.593	23.117	56.117	35.359	217.1	20:03.045	4	1	2:40.059	28.605	1:18.144	53.310	157.2	9:45.140
8	2	1:53.656	23.155	55.047	35.454	213.8	21:56.701	5	1	2:36.521	34.334	1:13.904	48.283	115.1	12:21.661
9	2	1:53.214	22.643	55.259	35.312	208.1	23:49.915	6	1	2:29.773	33.102	1:12.327	44.344	118.6	14:51.434
10	2	1:53.684	22.448	55.826	35.410	220.6	25:43.599	7	1	2:22.010	30.269	1:09.557	42.184	150.0	17:13.444
11	2	1:53.394	22.651	55.310	35.433	202.8	27:36.993	8	1	2:15.910	27.412	1:06.622	41.876	162.5	19:29.354
12	2	1:53.448	22.611	55.607	35.230	215.9	29:30.441	9	1	2:15.417	27.566	1:06.539	41.312	161.8	21:44.771
13	2	1:53.687	22.523	55.847	35.317	212.5	31:24.128	10	1	2:24.078	31.715	1:10.796	41.567	152.7	24:08.849
14	2	1:53.498	22.521	55.293	35.684	217.1	33:17.626	11	1	2:21.591	28.877	1:10.196	42.518	150.2	26:30.440
15	2	2:03.265	23.033	55.803	44.429	211.3	35:20.891	12	1	2:14.748	27.713	1:05.740	41.295	156.8	28:45.188
16	2	3:33.766	2:02.494	55.854	35.418		38:54.657	13	1	2:14.108	27.143	1:05.142	41.823	159.0	30:59.296
17	2	2:03.899	22.919	57.659	43.321	200.6	40:58.556	14	1	2:29.403	27.941	1:10.049	51.413	157.0	33:28.699
18	2	2:08.067	27.861	1:01.265	38.941	163.7	43:06.623	15	2	5:08.510	3:05.853	1:16.150	46.507		38:37.209
19	2	3:04.158	28.030	1:30.816	1:05.312	174.9	46:10.781	16	2	2:33.818	28.705	1:17.717	47.396	165.4	41:11.027
20	2	2:20.498	37.687	1:05.089	37.722	117.8	48:31.279	17	2	2:28.249	29.929	1:13.393	44.927	154.4	43:39.276
21	2	1:53.811	23.497	55.484	34.830	203.5	50:25.090	18	2	2:34.052	31.026	1:12.057	50.969	146.6	46:13.328
22	2	1:53.492	22.784	55.255	35.453	202.0	52:18.582	19	2	2:32.859	39.419	1:08.679	44.761	87.2	48:46.187
23	2	1:53.706	22.981	55.501	35.224	219.7	54:12.288	20	2	2:22.893	29.927	1:09.742	43.224	162.5	51:09.080
24	2	1:54.246	22.753	55.689	35.804	205.4	56:06.534	21	2	2:20.155	27.881	1:08.431	43.843	179.1	53:29.235
25	2	1:53.122	22.808	55.259	35.055	205.4	57:59.656	22	2	2:20.316	28.123	1:09.062	43.131	172.4	55:49.551
26	2	1:53.301	22.597	55.510	35.194	205.8	59:52.957	23	2	2:23.138	27.912	1:11.622	43.604	177.4	58:12.689
27	2	1:54.592	22.675	55.988	35.929	213.8	1:01:47.549	24	2	2:18.748	27.129	1:08.325	43.294	178.5	1:00:31.437
								25	2	2:21.792	27.682	1:10.727	43.383	165.0	1:02:53.229

65	FORD Mustang 289 1965	TC1					
1	1.Max HUBER						
1	1	3:27.575	1:43.949	1:03.987	39.639		3:27.575
2	1	2:07.097	26.026	1:01.568	39.503	160.9	5:34.672
3	1	2:55.517	25.720	1:48.985	40.812	165.7	8:30.189
4	1	2:56.497	26.817	1:22.187	1:07.493	149.8	11:26.686
5	1	2:36.130	39.725	1:11.414	44.991	90.7	14:02.816
6	1	2:19.531	31.436	1:06.844	41.251	126.3	16:22.347
7	1	2:07.306	25.707	1:02.674	38.925	169.8	18:29.653
8	1	2:09.135	26.265	1:03.295	39.575	169.5	20:38.788
9	1	2:07.342	25.693	1:02.022	39.627	168.0	22:46.130
10	1	2:07.829	25.603	1:02.302	39.924	166.4	24:53.959
11	1	2:15.109	25.558	1:02.499	47.052	168.0	27:09.068
12	1	3:37.832	1:54.770	1:03.317	39.745		30:46.900
13	1	2:07.250	25.844	1:02.015	39.391	163.5	32:54.150
14	1	2:07.555	25.736	1:01.888	39.931	179.4	35:01.705
15	1	2:06.975	25.414	1:02.153	39.408	171.1	37:08.680
16	1	2:07.458	25.564	1:02.606	39.288	169.5	39:16.138
17	1	2:07.766	25.799	1:02.550	39.417	173.2	41:23.904
18	1	2:16.718	26.044	1:05.597	45.077	166.9	43:40.622
19	1	2:34.301	30.698	1:12.333	51.270	143.2	46:14.923
20	1	2:31.632	39.231	1:08.479	43.922	82.8	48:46.555
21	1	2:15.059	29.424	1:05.061	40.574	153.7	51:01.614
22	1	2:06.080	24.898	1:01.862	39.320	175.7	53:07.694
23	1	2:07.617	25.803	1:02.170	39.644	171.1	55:15.311
24	1	2:07.836	25.648	1:02.644	39.544	167.5	57:23.147
25	1	2:08.078	25.894	1:02.745	39.439	170.0	59:31.225
26	1	2:09.931	25.987	1:04.025	39.919	165.7	1:01:41.156
27	1	2:11.095	26.222	1:04.030	40.843	162.1	1:03:52.251

71	FORD Mustang 289 1965	TC1					
1	1.Baptiste GUYOT-SIONNE						
2	2.Stéphan GUYOT-SIONNE						
1	1	2:29.215	38.335	1:07.940	42.940		2:29.215

72	FORD Capri RS 3100 1973	TC2					
1	1.Christophe VAN RIET						
1	1	1:55.876	25.372	55.665	34.839		1:55.876
2	1	1:53.476	22.471	55.913	35.092	209.3	3:49.352

90	FORD Escort RS 1600 1969	TC2					
1	1.Carlos F. CRUZ						
2	2.Miguel AMARAL						
1	1	2:17.824	34.878	1:03.419	39.527		2:17.824
2	1	2:05.067	25.218	1:00.456	39.393	205.8	4:22.891
3	1	2:04.699	25.353	1:00.357	38.989	200.9	6:27.590
4	1	2:10.810	24.882	1:03.890	42.038	204.3	8:38.400
5	1	2:51.992	25.441	1:20.747	1:05.804	190.2	11:30.392
6	1	2:37.330	41.216	1:11.971	44.143	82.8	14:07.722
7	1	2:17.611	30.748	1:06.517	40.346	128.5	16:25.333
8	1	2:05.993	25.791	1:01.466	38.736	204.7	18:31.326
9	1	2:05.815	25.670	1:00.489	39.656	200.9	20:37.141
10	1	2:04.189	25.927	1:00.075	38.187	206.2	22:41.330
11	1	2:03.992	25.550	1:00.370	38.072	202.4	24:45.322
12	1	2:04.360	24.669	1:00.606	39.085	201.7	26:49.682
13	1	2:13.207	25.120	1:00.408	47.679	200.6	29:02.889
14	2	3:46.231	2:02.566	1:03.911	39.754		32:49.120
15	2	2:08.003	27.344	1:01.627	39.032	202.0	34:57.123
16	2	2:06.114	25.309	1:01.447	39.358	199.1	37:03.237
17	2	2:05.714	24.892	1:01.423	39.399	201.7	39:08.951
18	2	2:04.801	25.267	1:00.878	38.656	203.9	41:13.752
19	2	2:26.210	28.064	1:13.079	45.067	189.2	43:39.962
20	2	2:34.333	30.694	1:12.331	51.308	148.5	46:14.295
21	2	2:30.220	38.862	1:08.876	42.482	88.7	48:44.515
22	2	2:05.546	25.149	1:01.777	38.620	196.0	50:50.061
23	2	2:07.487	25.080	1:02.506	39.901	206.2	52:57.548
24	2	2:03.624	24.502	1:00.729	38.393	203.9	55:01.172
25	2	2:03.170	24.699	1:00.296	38.175	206.6	57:04.342

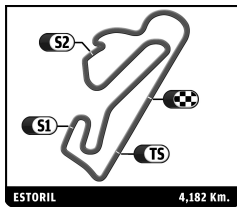


HERITAGE TOURING CUP  
ESTORIL CLASSICS  
RACE

Sector Analysis

Personal Best Session Best B Crossing the finish line in pit lane

Lap	D	Time	Sector 1	Sector 2	Sector 3	T. Spd	Elapsed	Lap	D	Time	Sector 1	Sector 2	Sector 3	T. Spd	Elapsed							
26	2	2:03.059	24.543	1:00.133	38.383	206.6	59:07.401	20	2	2:11.287	26.840	1:03.358	41.089	158.6	44:16.749							
27	2	<b>2:02.585</b>	24.614	1:00.005	<b>37.966</b>	205.4	1:01:09.986	21	2	2:10.108	26.839	1:03.012	40.257	169.8	46:26.857							
28	2	2:02.834	24.723	<b>59.984</b>	38.127	205.0	1:03:12.820	22	2	2:24.158	35.761	1:07.709	40.688	76.8	48:51.015							
<b>113</b> FORD Capri RS 3100 1975 TC2 1.Zak BROWN 2.Martin BRUNDLE								<b>23</b> 2 1:59.382 25.743 57.701 <b>35.938</b> 189.9 50:50.397														
1	2	1:54.812	24.542	55.237	35.033		1:54.812	24	2	1:57.060	<b>23.084</b>	57.671	36.305	208.1	52:47.457							
2	2	1:52.845	22.695	55.083	35.067	217.6	3:47.657	25	2	1:58.953	23.912	58.246	36.795	201.7	54:46.410							
3	2	1:52.898	22.577	55.180	35.141	221.5	5:40.555	26	2	1:57.421	23.492	57.611	36.318	202.4	56:43.831							
4	2	1:52.529	22.731	55.433	39.365	224.2	7:38.084	27	2	1:56.823	23.543	<b>56.862</b>	36.418	199.1	58:40.654							
5	2	3:25.253	39.147	1:40.636	1:05.470	138.3	11:03.337	28	2	1:57.464	23.693	57.278	36.493	192.9	1:00:38.118							
6	2	2:38.966	39.451	1:10.557	48.958	82.2	13:42.303	29	2	1:57.527	23.590	57.451	36.486	193.2	1:02:35.645							
7	2	2:26.280	29.510	1:08.596	48.174	120.8	16:08.583	<b>116</b> FORD Capri RS 3100 1975 TC2 1.Stephen DANCE														
8	2	<b>1:52.526</b>	22.604	55.159	<b>34.763</b>	218.0	18:01.109	1	1	1:55.094	24.834	55.732	<b>34.528</b>		1:55.094							
9	2	1:52.725	<b>22.325</b>	55.225	35.175	222.4	19:53.834	2	1	<b>1:53.203</b>	22.754	<b>55.690</b>	34.759	220.2	3:48.297							
10	2	1:52.673	22.378	55.297	34.998	227.4	21:46.507	3	1	2:05.882 <b>B</b>	<b>22.564</b>	56.426	46.892	209.3	5:54.179							
11	2	1:53.208	22.682	55.078	35.448	218.0	23:39.715	<b>118</b> FORD Escort RS 1600 1969 TC2 1.Franck JULIEN 2.Stéphane NGUYEN														
12	2	1:52.839	22.499	<b>55.058</b>	35.282	222.4	25:32.554	1	1	2:07.257	30.141	59.670	37.446		2:07.257							
13	2	1:52.934	22.471	55.294	35.169	217.6	27:25.488	2	1	1:58.293	23.937	57.661	36.695	199.1	4:05.550							
14	2	1:52.874	22.507	55.319	35.048	222.8	29:18.362	3	1	1:59.472	23.942	58.530	37.000	211.3	6:05.022							
15	2	1:53.503	23.147	55.410	34.946	231.7	31:11.865	4	1	2:03.667	23.859	57.854	41.954	212.9	8:08.689							
16	2	2:00.121 <b>B</b>	22.573	55.975	41.573	229.3	33:11.986	5	1	3:11.782	26.551	1:36.717	1:08.514	169.2	11:20.471							
17	1	3:43.208	2:08.988	57.719	36.501		36:55.194	6	1	2:36.275	36.945	1:12.955	46.375	104.3	13:56.746							
18	1	1:57.842	23.461	57.508	36.873	216.7	38:53.036	7	1	2:19.797	30.319	1:07.197	42.281	135.4	16:16.543							
19	1	2:02.749	23.519	58.273	40.957	217.6	40:55.785	8	1	1:59.257	24.288	57.171	37.798	209.7	18:15.800							
20	1	2:10.168	27.857	1:03.359	38.952	170.6	43:05.953	9	1	<b>1:57.293</b>	<b>23.390</b>	<b>57.155</b>	36.748	218.4	20:13.093							
21	1	3:03.683	27.184	1:31.467	1:05.032	168.5	46:09.636	10	1	1:58.172	23.740	57.754	36.678	222.4	22:11.265							
22	1	2:21.320	37.781	1:05.504	38.035	96.4	48:30.956	11	1	1:57.692	23.797	57.221	<b>36.674</b>	216.7	24:08.957							
23	1	1:57.097	23.660	56.967	36.470	212.9	50:28.053	12	1	1:58.270	23.571	57.607	37.092	214.6	26:07.227							
24	1	1:57.176	23.880	56.760	36.536	226.0	52:25.229	13	1	1:58.101	23.496	57.449	37.156	202.0	28:05.328							
25	1	1:57.477	23.537	57.294	36.646	216.7	54:22.706	14	1	1:58.585	23.754	57.758	37.073	205.0	30:03.913							
26	1	1:57.154	23.444	57.182	36.528	217.1	56:19.860	15	1	2:08.066 <b>B</b>	23.711	57.207	47.148	210.5	32:11.979							
27	1	1:56.778	23.279	57.004	36.495	212.9	58:16.638	16	2	3:31.077	1:49.733	1:01.651	39.693		35:43.056							
28	1	1:58.054	23.548	57.343	37.163	209.7	1:00:14.692	17	2	2:05.656	25.138	1:00.819	39.699	208.9	37:48.712							
29	1	1:57.829	23.421	57.400	37.008	212.9	1:02:12.521	18	2	2:05.533	25.632	1:00.509	39.392	205.0	39:54.245							
<b>114</b> BMW 635 CSI 1983 Group A 1.Jean-Lou RIHON 2.Nick PADMORE								19								2	2:10.658	27.681	1:03.122	39.855	200.2	42:04.903
1	1	2:11.269	32.159	1:00.838	38.272		2:11.269	20	2	2:11.362	26.991	1:03.237	41.134	175.7	44:16.265							
2	1	2:03.266	24.750	59.620	38.896	181.5	4:14.535	21	2	2:10.258	27.028	1:02.797	40.433	179.4	46:26.523							
3	1	2:02.197	24.626	59.387	38.184	199.5	6:16.732	22	2	2:24.131	35.183	1:07.989	40.959	81.0	48:50.654							
4	1	2:05.592	24.368	1:00.477	40.747	199.5	8:22.324	23	2	2:10.589	26.939	1:01.885	41.765	194.6	51:01.243							
5	1	3:03.588	27.146	1:28.508	1:07.934	159.7	11:25.912	24	2	3:06.009 <b>B</b>	35.588	1:30.559	59.862	194.6	54:07.252							
6	1	2:35.776	38.983	1:11.351	45.442	85.2	14:01.688	<b>120</b> FORD Mustang 289 1965 TC1 1.Christian DUMOLIN 2.Pierre-Alain THIBAUT														
7	1	2:20.114	31.512	1:06.104	42.498	124.2	16:21.802	1	2	2:15.432	33.009	1:02.673	39.750		2:15.432							
8	1	2:00.368	24.797	58.206	37.365	197.7	18:22.170	2	2	<b>2:04.383</b>	25.140	1:00.571	38.672	180.0	4:19.815							
9	1	2:00.597	24.083	58.765	37.749	201.3	20:22.767	3	2	2:04.622	25.159	1:00.873	38.590	199.1	6:24.437							
10	1	1:59.723	24.023	58.569	37.131	207.0	22:22.490	4	2	2:10.097	25.231	1:04.488	40.378	176.0	8:34.534							
11	1	2:00.298	24.129	58.752	37.417	205.8	24:22.788	5	2	2:54.689	26.159	1:21.187	1:07.343	160.9	11:29.223							
12	1	2:00.813	24.382	59.086	37.345	194.9	26:23.601	6	2	2:36.697	39.714	1:12.723	44.260	84.8	14:05.920							
13	1	2:12.929 <b>B</b>	23.926	59.392	49.611	203.2	28:36.530	7	2	2:18.123	30.627	1:07.069	40.427	119.2	16:24.043							
14	2	3:30.381	1:56.757	57.423	36.201		32:06.911	8	2	2:04.828	<b>25.110</b>	1:00.984	38.734	179.7	18:38.871							
15	2	1:56.881	23.432	57.344	36.105	201.3	34:03.792	9	2	2:04.797	25.210	1:00.924	38.663	183.9	20:23.668							
16	2	1:56.721	23.417	57.192	36.112	208.5	36:00.513	10	2	2:05.536	26.162	1:00.810	<b>38.564</b>	177.7	22:39.204							
17	2	1:57.989	23.316	57.964	36.709	202.4	37:58.502	11	2	2:04.721	25.306	<b>1:00.508</b>	38.907	180.3	24:43.925							
18	2	<b>1:56.303</b>	23.324	56.938	36.041	204.3	39:54.805															
19	2	2:10.657	27.702	1:02.919	40.036	190.9	42:05.462															



HERITAGE TOURING CUP  
ESTORIL CLASSICS  
RACE

Sector Analysis

Personal Best Session Best B Crossing the finish line in pit lane

Lap	D	Time	Sector 1	Sector 2	Sector 3	T. Spd	Elapsed	Lap	D	Time	Sector 1	Sector 2	Sector 3	T. Spd	Elapsed
12	2	2:07.863	25.602	1:02.728	39.533	176.3	26:51.788	27	1	1:53.801	22.575	55.855	35.371	219.7	57:58.718
13	2	2:21.585 <b>B</b>	25.801	1:02.967	52.817	171.6	29:13.373	28	1	1:53.823	22.705	55.553	35.565	213.4	59:52.541
14	1	3:40.554	1:54.197	1:06.748	39.609		32:53.927	29	1	1:53.558	22.731	55.630	35.197	220.6	1:01:46.099
15	1	2:08.873	25.554	1:04.254	39.065	190.2	35:02.800								
16	1	2:06.761	25.457	1:02.356	38.948	176.3	37:09.561								
17	1	2:07.586	25.980	1:02.676	38.930	165.0	39:17.147								

**123** FORD Capri RS 3100 1975  
1.Emile BREITTMAYER TC2

1	1	1:58.809	26.600	56.661	35.548		1:58.809
2	1	1:54.886	23.375	56.614	<b>34.897</b>	204.3	3:53.695
3	1	1:53.466	22.341	55.845	35.280	204.7	5:47.161
4	1	1:58.795	22.621	56.076	40.098	214.2	7:45.956
5	1	3:20.703	35.333	1:40.037	1:05.333	147.6	11:06.659
6	1	2:38.739	39.836	1:11.363	47.540	98.1	13:45.398
7	1	2:25.445	29.867	1:07.210	48.368	138.5	16:10.843
8	1	1:52.916	22.434	55.463	35.019	213.4	18:03.759
9	1	<b>1:52.834</b>	22.467	55.342	35.025	209.3	19:56.593
10	1	1:52.903	<b>22.251</b>	55.248	35.404	210.9	21:49.496
11	1	1:53.105	22.908	<b>55.208</b>	34.989	194.9	23:42.601
12	1	1:53.012	22.471	55.479	35.062	196.3	25:35.613
13	1	1:53.455	22.382	55.760	35.313	203.5	27:29.068
14	1	1:52.889	22.336	55.257	35.296	208.1	29:21.957
15	1	2:02.760 <b>B</b>	22.935	55.953	43.872	201.7	31:24.717
16	1	3:20.592	1:48.492	56.661	35.439		34:45.309
17	1	1:54.912	22.607	56.098	36.207	203.2	36:40.221
18	1	2:28.049	22.582	55.566	1:09.901	202.4	39:08.270
19	1	2:12.839 <b>B</b>	23.467	1:00.497	48.875	191.5	41:21.109

**138** BMW 3.0 CSL 1974  
1.Franz WUNDERLICH TC2

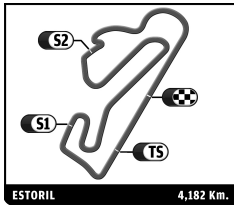
1	1	2:11.224	33.974	1:01.146	36.104		2:11.224
2	1	1:56.988	23.627	57.785	35.576	202.0	4:08.212
3	1	1:56.584	22.538	57.786	36.260	208.5	6:04.796
4	1	1:56.114	22.470	55.368	38.276	219.7	8:00.910
5	1	3:17.156	28.494	1:40.566	1:08.096	168.5	11:18.066
6	1	2:35.407	36.689	1:13.234	45.484	96.6	13:53.473
7	1	2:21.042	30.461	1:07.323	43.258	128.1	16:14.515
8	1	1:56.238	24.024	57.337	34.877	207.0	18:10.753
9	1	1:54.365	22.878	56.671	34.816	215.9	20:05.118
10	1	<b>1:52.292</b>	22.381	55.128	<b>34.783</b>	219.7	21:57.410
11	1	1:53.004	22.750	55.234	35.020	207.7	23:50.414
12	1	2:02.593 <b>B</b>	22.851	57.409	42.333	221.5	25:53.007
13	1	3:21.886	1:50.428	55.360	36.098		29:14.893
14	1	1:53.299	22.774	55.353	35.172	215.4	31:08.192
15	1	1:54.051	22.825	56.093	35.133	223.7	33:02.243
16	1	1:55.067	22.294	57.595	35.178	222.8	34:57.310
17	1	1:53.987	23.625	<b>55.100</b>	35.262	207.4	36:51.297
18	1	1:53.378	<b>22.196</b>	55.893	35.289	223.7	38:44.675
19	1	1:54.634	22.681	56.056	35.897	215.4	40:39.309
20	1	2:07.824	26.272	1:01.304	40.248	178.0	42:47.133
21	1	3:16.585	31.889	1:42.224	1:02.472	134.3	46:03.718
22	1	2:25.198	38.470	1:05.765	40.963	86.5	48:28.916
23	1	1:54.923	23.395	55.669	35.859	207.0	50:23.839
24	1	1:53.433	22.545	55.333	35.555	218.9	52:17.272
25	1	1:53.577	22.501	55.908	35.168	217.1	54:10.849
26	1	1:54.068	22.732	55.523	35.813	212.9	56:04.917

**150** BMW 635 CSI 1983  
1.Armand MILLE Group A

1	1	2:08.156	30.886	59.294	37.976		2:08.156
2	1	2:00.488	25.052	58.643	36.793	204.7	4:08.644
3	1	1:59.990	24.297	58.298	37.395	195.3	6:08.634
4	1	2:02.589	24.161	59.053	39.375	203.5	8:11.223
5	1	3:11.141	26.951	1:35.958	1:08.232	159.5	11:22.364
6	1	2:36.405	38.349	1:11.805	46.251	95.4	13:58.769
7	1	2:19.947	30.708	1:06.908	42.331	140.6	16:18.716
8	1	1:59.645	24.080	58.583	36.982	201.7	18:18.361
9	1	1:59.199	23.827	58.352	37.020	203.2	20:17.560
10	1	1:59.863	24.290	58.394	37.179	198.8	22:17.423
11	1	1:59.432	24.015	58.667	36.750	206.6	24:16.855
12	1	2:00.678	24.498	59.057	37.123	204.3	26:17.533
13	1	2:09.195 <b>B</b>	24.184	58.697	46.314	201.3	28:26.728
14	1	3:21.781	1:46.076	58.657	37.048		31:48.509
15	1	1:59.770	24.150	58.540	37.080	202.8	33:48.279
16	1	1:59.479	24.178	58.293	37.008	199.5	35:47.758
17	1	1:59.909	23.865	58.369	37.675	205.4	37:47.667
18	1	1:59.169	24.172	58.131	36.866	202.8	39:46.836
19	1	2:06.082	25.308	1:00.450	40.324	195.6	41:52.918
20	1	2:05.332	27.605	59.487	38.240	172.7	43:58.250
21	1	2:22.603	24.834	1:06.335	51.434	185.7	46:20.853
22	1	2:27.582	39.546	1:07.461	40.575	67.6	48:48.435
23	1	2:00.441	25.777	<b>57.605</b>	37.059	183.6	50:48.876
24	1	1:58.942	<b>23.645</b>	58.226	37.071	207.4	52:47.818
25	1	1:59.543	24.061	58.151	37.331	208.5	54:47.361
26	1	2:00.661	24.791	58.680	37.190	188.0	56:48.022
27	1	1:59.344	24.157	58.001	37.186	202.0	58:47.366
28	1	1:58.798	23.888	57.982	36.928	207.0	1:00:46.164
29	1	<b>1:58.659</b>	23.949	58.147	<b>36.563</b>	201.7	1:02:44.823

**152** FORD Capri RS 3100 1974  
1.Yves SCEMAMA TC2

1	1	1:59.786	26.639	57.672	35.475		1:59.786
2	1	1:54.934	22.828	56.573	35.533	205.0	3:54.720
3	1	1:54.048	22.677	55.913	35.458	208.5	5:48.768
4	1	1:58.196	22.697	55.893	39.606	215.9	7:46.964
5	1	3:21.576	35.199	1:40.418	1:05.959	138.0	11:08.540
6	1	2:38.131	39.244	1:11.075	47.812	93.1	13:46.671
7	1	2:24.353	30.064	1:06.551	47.738	133.6	16:11.024
8	1	1:53.739	22.987	55.585	35.167	205.4	18:04.763
9	1	1:54.100	22.302	56.461	35.337	219.3	19:58.863
10	1	1:53.269	22.406	55.806	<b>35.057</b>	214.6	21:52.132
11	1	1:53.634	22.665	55.635	35.334	209.3	23:45.766
12	1	1:54.452	22.647	56.494	35.311	213.4	25:40.218
13	1	1:53.547	<b>22.275</b>	56.001	35.271	218.9	27:33.765
14	1	1:54.242	22.328	56.132	35.782	217.6	29:28.007
15	1	<b>1:53.031</b>	22.310	55.605	35.116	228.3	31:21.038
16	1	2:01.279 <b>B</b>	22.616	55.651	43.012	218.0	33:22.317
17	1	3:14.816	1:41.324	57.977	35.515		36:37.133
18	1	1:54.021	22.343	55.895	35.783	221.9	38:31.154
19	1	1:53.826	22.448	55.825	35.553	208.9	40:24.980



HERITAGE TOURING CUP  
ESTORIL CLASSICS  
RACE

Sector Analysis

■ Personal Best ■ Session Best B Crossing the finish line in pit lane

Lap	D	Time	Sector 1	Sector 2	Sector 3	T. Spd	Elapsed	Lap	D	Time	Sector 1	Sector 2	Sector 3	T. Spd	Elapsed
20	1	2:21.496	26.702	1:08.768	46.026	197.0	42:46.476								
21	1	3:16.226	31.960	1:41.834	1:02.432	123.5	46:02.702								
22	1	2:25.907	38.863	1:05.719	41.325	87.4	48:28.609								
23	1	1:53.942	22.810	55.805	35.327	213.8	50:22.551								
24	1	1:53.810	22.971	55.457	35.382	212.5	52:16.361								
25	1	1:53.673	22.461	55.861	35.351	221.5	54:10.034								
26	1	1:53.982	22.834	55.630	35.518	220.6	56:04.016								
27	1	1:53.877	22.586	55.710	35.581	213.8	57:57.893								
28	1	1:53.837	22.640	55.572	35.625	207.7	59:51.730								
29	1	1:53.861	22.712	55.652	35.497	207.7	1:01:45.591								