

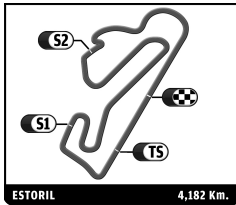


CLASSIC ENDURANCE RACING 1
ESTORIL CLASSICS
RACE

Sector Analysis

Personal Best Session Best B Crossing the finish line in pit lane

Lap	D	Time	Sector 1	Sector 2	Sector 3	T. Spd	Elapsed	Lap	D	Time	Sector 1	Sector 2	Sector 3	T. Spd	Elapsed
6 CHEVRON B16 1970 1. Jean LEGRAS P-2L								32 1 1:53.183 22.785 54.664 35.734 203.5 1:02:24.451							
1	1	2:38.761	48.721	1:08.413	41.627		2:38.761	11 MCLAREN M8C 1970 1. Marc DEVIS P+2L 2. Martin O'CONNELL	1	1	4:46.767	2:58.158	1:07.152	41.457	4:46.767
2	1	2:15.939	28.779	1:07.716	39.444	143.7	4:54.700	2	1	1:54.076	24.044	55.860	34.172	195.6	6:40.843
3	1	1:58.489	24.133	57.688	36.668	182.7	6:53.189	3	1	1:50.443	22.781	53.966	33.696	208.5	8:31.286
4	1	1:58.127	23.652	57.871	36.604	194.6	8:51.316	4	1	1:49.601	22.477	53.443	33.681	202.4	10:20.887
5	1	1:56.141	23.690	56.666	35.785	198.1	10:47.457	5	1	1:49.875	23.121	53.080	33.674	200.2	12:10.762
6	1	1:57.017	23.430	57.223	36.364	203.2	12:44.474	6	1	1:50.610	22.037	54.898	33.675	218.9	14:01.372
7	1	1:55.087	23.014	56.333	35.740	207.7	14:39.561	7	1	1:49.596	21.823	54.127	33.646	227.4	15:50.968
8	1	1:56.486	23.392	56.976	36.118	203.9	16:36.047	8	1	1:50.656	22.609	54.014	34.033	202.8	17:41.624
9	1	1:55.516	23.205	56.721	35.590	210.5	18:31.563	9	1	1:49.344	21.667	53.483	34.194	234.2	19:30.968
10	1	1:55.388	22.951	56.964	35.473	209.3	20:26.951	10	1	1:50.233	21.572	53.755	34.906	232.7	21:21.201
11	1	1:56.140	23.592	56.718	35.830	205.8	22:23.091	11	1	1:50.147	22.366	53.637	34.144	221.0	23:11.348
12	1	1:54.856	22.862	56.069	35.925	199.9	24:17.947	12	1	1:49.615	22.083	53.660	33.872	223.7	25:00.963
13	1	2:10.285 B	23.237	56.320	50.728	207.0	26:28.232	13	1	1:50.274	22.230	53.859	34.185	220.6	26:51.237
14	1	3:23.460	1:48.910	57.694	36.856		29:51.692	14	1	1:50.812	22.265	54.704	33.843	227.9	28:42.049
15	1	1:55.313	22.936	56.572	35.805	212.1	31:47.005	15	1	1:58.696 B	22.444	53.921	42.331	212.9	30:40.745
16	1	1:54.756	22.923	56.015	35.818	207.7	33:41.761	16	2	3:32.356	2:05.193	53.187	33.976		34:13.101
17	1	1:54.455	22.890	55.613	35.952	206.2	35:36.216	17	2	1:48.884	21.468	53.346	34.070	234.6	36:01.985
18	1	1:54.345	22.712	56.093	35.540	203.5	37:30.561	18	2	1:48.238	21.751	52.976	33.511	217.6	37:50.223
19	1	2:00.796	23.524	58.169	39.103	221.5	39:31.357	19	2	1:47.390	21.267	52.843	33.280	237.7	39:37.613
20	1	2:23.733 B	26.492	1:03.934	53.307	197.0	41:55.090	20	2	1:47.269	21.456	52.473	33.340	239.2	41:24.882
7 LOLA T70 Mk III B 1969 1. Toni SEILER P+2L								21 2 1:48.773 22.121 52.604 34.048 219.3 43:13.655							
1	1	2:26.293	35.998	1:06.542	43.753		2:26.293	22	2	1:47.161	21.076	52.576	33.509	236.2	45:00.816
2	1	2:19.189	28.392	1:07.019	43.778	164.0	4:45.482	23	2	1:48.251	20.972	53.249	34.030	242.4	46:49.067
3	1	1:50.625	22.781	53.572	34.272	208.9	6:36.107	24	2	1:48.074	21.876	52.611	33.587	220.2	48:37.141
4	1	1:50.119	22.170	53.520	34.429	215.4	8:26.226	25	2	1:47.393	21.011	52.621	33.761	244.5	50:24.534
5	1	1:50.473	22.280	53.832	34.361	225.1	10:16.699	26	2	1:46.448	21.081	52.200	33.167	237.2	52:10.982
6	1	1:49.726	21.658	53.631	34.437	233.7	12:06.425	27	2	1:47.359	21.092	52.584	33.683	237.7	53:58.341
7	1	1:51.308	21.934	54.479	34.895	231.2	13:57.733	28	2	1:46.160	21.109	51.843	33.208	246.1	55:44.501
8	1	1:52.153	21.794	55.083	35.276	227.4	15:49.886	29	2	1:45.622	20.880	51.835	32.907	241.3	57:30.123
9	1	1:50.748	22.874	53.575	34.299	206.6	17:40.634	30	2	1:46.697	21.493	52.125	33.079	228.8	59:16.820
10	1	1:50.177	21.867	53.607	34.703	223.7	19:30.811	31	2	1:46.903	20.913	52.147	33.843	244.5	1:01:03.723
11	1	1:52.954	22.463	54.785	35.706	210.1	21:23.765	16 LOLA T212 1971 1. Serge KRIKNOFF P-2L							
12	1	1:51.277	22.725	54.023	34.529	205.8	23:15.042	1	1	2:27.224	38.449	1:05.520	43.255		2:27.224
13	1	1:51.257	21.981	54.180	35.096	227.4	25:06.299	2	1	2:18.748	28.866	1:07.617	42.265	157.2	4:45.972
14	1	1:51.047	21.799	54.598	34.650	235.1	26:57.346	3	1	1:53.933	24.362	55.463	34.108	199.9	6:39.905
15	1	2:07.091 B	23.707	55.255	48.129	219.7	29:04.437	4	1	1:49.795	21.838	54.040	33.917	217.1	8:29.700
16	1	3:17.676	1:47.251	54.693	35.732		32:22.113	5	1	1:50.160	21.925	53.876	34.359	218.0	10:19.860
17	1	1:51.047	21.953	53.783	35.311	227.9	34:13.160	6	1	1:49.264	21.696	53.585	33.983	222.8	12:09.124
18	1	1:53.411	22.186	55.444	35.781	219.3	36:06.571	7	1	1:49.533	21.821	53.710	34.002	217.6	13:58.657
19	1	1:52.468	22.498	54.189	35.781	214.6	37:59.039	8	1	1:51.676	21.927	54.548	35.201	213.8	15:50.333
20	1	1:52.891	22.331	54.886	35.674	215.9	39:51.930	9	1	1:51.165	22.797	54.088	34.280	206.6	17:41.498
21	1	1:53.266	22.643	54.813	35.810	209.3	41:45.196	10	1	1:50.470	22.225	54.109	34.136	208.5	19:31.968
22	1	1:51.590	22.314	54.345	34.931	210.5	43:36.786	11	1	1:52.104	22.279	54.427	35.398	208.5	21:24.072
23	1	1:52.484	22.556	54.508	35.420	221.5	45:29.270	12	1	1:51.643	23.197	54.028	34.418	203.9	23:15.715
24	1	1:51.779	22.350	54.497	34.932	221.9	47:21.049	13	1	2:01.923 B	22.283	54.082	45.558	215.9	25:17.638
25	1	1:52.566	22.414	54.613	35.539	208.9	49:13.615	14	1	3:16.316	1:46.335	55.415	34.566		28:33.954
26	1	1:51.746	22.353	54.653	34.740	213.8	51:05.361	15	1	1:52.038	22.451	54.549	35.038	221.5	30:25.992
27	1	1:52.651	21.870	55.058	35.723	229.8	52:58.012	16	1	1:50.525	21.985	54.349	34.191	216.3	32:16.517
28	1	1:52.062	22.271	54.543	35.248	232.7	54:50.074	17	1	1:52.185	22.139	54.189	35.857	227.4	34:08.702
29	1	1:53.538	22.605	55.405	35.528	208.5	56:43.612	18	1	1:53.193	22.699	55.148	35.346	214.2	36:01.895
30	1	1:52.822	22.853	55.059	34.910	211.7	58:36.434	19	1	1:50.959	22.470	54.020	34.469	198.1	37:52.854
31	1	1:54.834	22.729	55.272	36.833	201.7	1:00:31.268								

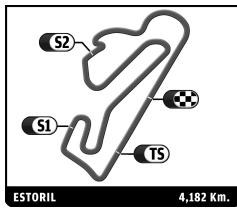


CLASSIC ENDURANCE RACING 1
ESTORIL CLASSICS
RACE

Sector Analysis

Personal Best Session Best B Crossing the finish line in pit lane

Lap	D	Time	Sector 1	Sector 2	Sector 3	T. Spd	Elapsed	Lap	D	Time	Sector 1	Sector 2	Sector 3	T. Spd	Elapsed						
20	1	1:50.525	21.963	53.907	34.655	215.4	39:43.379	28	1	1:52.235	22.275	54.844	35.116	229.8	58:08.475						
21	1	1:50.190	21.872	54.231	34.087	228.3	41:33.569	29	1	1:55.221	23.352	56.516	35.353	204.7	1:00:03.696						
22	1	1:49.613	21.951	53.757	33.905	221.0	43:23.182	30	1	1:52.537	22.579	54.816	35.142	224.2	1:01:56.233						
23	1	1:49.394	22.048	53.358	33.988	214.6	45:12.576	<div style="border: 1px solid black; padding: 5px;"> 21 DE TOMASO Pantera 1975 1. Detlef VON DER LIECK 2. Ralf KELLENNERS GT1 </div>													
24	1	1:50.705	21.677	54.351	34.677	218.0	47:03.281														
25	1	1:50.015	22.048	53.822	34.145	209.3	48:53.296														
26	1	1:50.931	21.654	54.168	35.109	225.1	50:44.227														
27	1	1:49.981	22.068	53.558	34.355	213.8	52:34.208														
28	1	1:49.555	22.122	53.213	34.220	216.7	54:23.763														
29	1	1:50.896	21.895	53.738	35.263	221.9	56:14.659														
30	1	1:50.011	22.491	53.632	33.888	212.9	58:04.670														
31	1	1:49.922	22.438	53.539	33.945	208.5	59:54.592														
32	1	1:48.989	21.936	53.145	33.908	221.9	1:01:43.581														
<div style="border: 1px solid black; padding: 5px;"> 18 CHEVRON B8 1969 1. Roger WHITESIDE P-2L </div>															1 1 3:51.887 2:04.850 1:04.154 42.883 3:51.887 2 1 2:05.575 28.833 1:00.135 36.607 144.1 5:57.462 3 1 1:58.661 23.900 58.547 36.214 203.9 7:56.123 4 1 1:59.200 24.121 58.623 36.456 199.9 9:55.323 5 1 1:59.851 23.882 59.531 36.438 200.6 11:55.174 6 1 1:59.420 23.765 58.898 36.757 200.9 13:54.594 7 1 2:03.010 24.047 1:00.986 37.977 205.4 15:57.604 8 1 1:59.933 23.664 58.832 37.437 203.5 17:57.537 9 1 1:59.167 23.549 59.185 36.433 200.2 19:56.704 10 1 1:59.390 24.145 58.648 36.597 215.0 21:56.094 11 1 2:00.804 23.676 1:00.164 36.964 218.9 23:56.898 12 1 2:00.132 23.347 1:00.117 36.668 220.6 25:57.030 13 1 2:07.929 B 23.529 58.436 45.964 221.9 28:04.959 14 2 3:21.276 1:48.101 57.350 35.825 31:26.235 15 2 1:55.036 22.943 56.516 35.577 202.0 33:21.271 16 2 1:54.832 22.732 56.701 35.399 210.5 35:16.103 17 2 1:54.621 23.292 55.967 35.362 207.7 37:10.724 18 2 1:55.976 22.795 57.364 35.817 208.1 39:06.700 19 2 1:54.556 22.626 56.152 35.778 207.7 41:01.256 20 2 1:55.371 22.754 56.940 35.677 208.9 42:56.627 21 2 1:56.230 23.212 57.191 35.827 211.3 44:52.857 22 2 1:59.313 24.186 58.988 36.139 207.4 46:52.170 23 2 1:55.688 23.047 56.603 36.038 207.7 48:47.858 24 2 1:58.173 23.508 57.557 37.108 197.0 50:46.031 25 2 1:55.508 22.975 56.511 36.022 197.0 52:41.539 26 2 1:56.713 23.313 57.159 36.241 197.7 54:38.252 27 2 1:57.885 22.780 59.052 36.053 202.8 56:36.137 28 2 1:57.307 22.825 58.188 36.294 205.8 58:33.444 29 2 2:00.928 23.863 58.754 38.311 195.3 1:00:34.372 30 2 1:59.311 24.090 58.444 36.777 191.9 1:02:33.683						
<div style="border: 1px solid black; padding: 5px;"> 19 CHEVRON B19 1971 1. Rolf SIGRIST P-2L </div>															<div style="border: 1px solid black; padding: 5px;"> 22 CHEVRON B16 1970 1. Francisco SA CARNEIRO 2. Joao CANNAS P-2L </div>						
1	1	2:26.700	37.012	1:06.091	43.597		2:26.700								1	1	4:36.176	2:45.512	1:09.062	41.602	
2	1	2:19.046	28.502	1:07.339	43.205	160.4	4:45.746	2	1	2:26.613	27.265	1:15.274	44.074	156.3	7:02.789						
3	1	1:53.132	24.151	55.083	33.898	205.0	6:38.878	3	1	2:09.213	28.373	1:01.787	39.053	162.3	9:12.002						
4	1	1:50.524	22.296	54.190	34.038	247.2	8:29.402	4	1	2:06.952	25.398	1:01.962	39.592	179.1	11:18.954						
5	1	1:51.216	21.844	53.770	35.602	235.1	10:20.618	5	1	2:05.868	25.350	1:01.500	39.018	182.4	13:24.822						
6	1	1:52.291	23.598	54.326	34.367	230.7	12:12.909	6	1	2:06.590	25.639	1:01.553	39.398	183.3	15:31.412						
7	1	1:50.712	22.324	53.958	34.430	228.8	14:03.621	7	1	2:05.365	24.612	1:02.114	38.639	201.7	17:36.777						
8	1	2:03.650 B	22.561	55.739	45.350	230.7	16:07.271	8	1	2:17.422	26.142	1:07.914	43.366	189.9	19:54.199						
9	1	4:44.442	3:10.864	58.146	35.432		20:51.713	9	1	2:11.101	27.657	1:02.805	40.639	188.6	22:05.300						
10	1	1:51.200	22.355	54.416	34.429	231.7	22:42.913	10	1	2:06.136	25.330	1:01.167	39.639	191.2	24:11.436						
11	1	1:50.761	21.843	53.886	35.032	239.2	24:33.674	11	1	2:04.538	24.741	1:00.098	39.699	193.9	26:15.974						
12	1	1:50.594	22.734	53.962	33.898	211.3	26:24.268	12	1	2:06.143	24.755	59.753	41.635	193.6	28:22.117						
13	1	1:52.623	22.401	55.519	34.703	227.9	28:16.891	13	1	2:07.132	25.041	1:00.033	42.058	188.3	30:29.249						
14	1	1:53.014	22.398	56.104	34.512	225.6	30:09.905	14	1	2:11.065 B	24.433	59.840	46.792	198.8	32:40.314						
15	1	1:59.723 B	22.906	54.165	42.652	242.4	32:09.628	15	2	4:54.303	3:11.956	1:02.490	39.857		37:34.617						
16	1	3:23.518	1:51.006	56.990	35.522		35:33.146	16	2	2:03.127	24.980	59.729	38.418	182.4	39:37.744						
17	1	1:51.328	22.302	54.444	34.582	222.4	37:24.474	17	2	2:07.538	27.181	1:01.814	38.543	185.7	41:45.282						
18	1	1:51.000	22.164	54.053	34.783	230.2	39:15.474	18	2	2:03.748	24.602	59.538	39.608	186.7	43:49.030						
19	1	1:52.576	22.078	54.937	35.561	230.2	41:08.050														
20	1	1:53.142	22.307	55.107	35.728	236.7	43:01.192														
21	1	1:52.900	22.487	56.021	34.392	228.8	44:54.092														
22	1	1:54.197	23.249	55.297	35.651	221.0	46:48.289														
23	1	1:53.747	24.177	54.742	34.828	214.2	48:42.036														
24	1	1:51.251	22.448	54.293	34.510	221.5	50:33.287														
25	1	1:52.687	22.413	54.708	35.566	233.7	52:25.974														
26	1	1:53.274	23.783	54.198	35.293	200.9	54:19.248														
27	1	1:56.992	24.048	56.510	36.434	232.2	56:16.240														



CLASSIC ENDURANCE RACING 1
ESTORIL CLASSICS
RACE

Sector Analysis

Personal Best Session Best B Crossing the finish line in pit lane

Lap	D	Time	Sector 1	Sector 2	Sector 3	T. Spd	Elapsed	Lap	D	Time	Sector 1	Sector 2	Sector 3	T. Spd	Elapsed
19	2	2:00.981	23.991	59.474	37.516	213.4	45:50.011	14	1	1:58.033 B	22.327	53.885	41.821	199.1	27:06.039
20	2	2:02.371	24.595	1:00.089	37.687	219.7	47:52.382	15	1	3:07.919	1:38.801	54.823	34.295		30:13.958
21	2	2:01.880	24.354	59.985	37.541	220.6	49:54.262	16	1	1:50.416	22.060	53.748	34.608	217.1	32:04.374
22	2	2:01.334	24.167	59.819	37.348	203.9	51:55.596	17	1	1:49.975	21.949	53.859	34.167	218.0	33:54.349
23	2	2:04.180	26.320	1:00.017	37.843	199.1	53:59.776	18	1	1:49.756	21.954	53.755	34.047	219.3	35:44.105
24	2	2:01.077	23.958	59.775	37.344	214.6	56:00.853	19	1	1:51.174	22.206	54.673	34.295	210.1	37:35.279
25	2	2:02.753	25.499	59.368	37.886	189.2	58:03.606	20	1	1:52.090	21.872	55.317	34.901	215.4	39:27.369

23 CHEVRON B21 1972
1. Romain BELLETESTE P-2L

1	1	2:30.666	42.339	1:06.005	42.322		2:30.666
2	1	2:17.227	29.714	1:07.834	39.679	117.2	4:47.893
3	1	1:55.181	24.549	56.128	34.504	187.6	6:43.074
4	1	1:53.813	22.896	55.791	35.126	194.2	8:36.887
5	1	1:52.309	22.524	55.436	34.349	216.3	10:29.196
6	1	1:51.994	22.590	54.932	34.472	202.4	12:21.190
7	1	1:51.560	22.666	54.689	34.205	211.7	14:12.750
8	1	1:51.425	22.394	54.526	34.505	213.4	16:04.175
9	1	1:53.635	22.513	55.896	35.226	213.4	17:57.810
10	1	1:53.888	23.597	55.767	34.524	187.0	19:51.698
11	1	1:56.397	27.334	54.796	34.267	225.1	21:48.095
12	1	1:53.160	22.961	54.923	35.276	223.3	23:41.255
13	1	1:52.027	22.433	54.929	34.665	216.3	25:33.282
14	1	1:52.143	22.410	54.965	34.768	206.2	27:25.425
15	1	1:51.801	22.458	54.734	34.609	217.6	29:17.226
16	1	2:01.093 B	23.094	54.919	43.080	219.7	31:18.319
17	1	3:15.267	1:44.799	55.743	34.725		34:33.586
18	1	1:52.464	22.495	55.262	34.707	206.2	36:26.050
19	1	1:53.286	22.754	55.598	34.934	198.8	38:19.336
20	1	1:52.313	22.315	54.892	35.106	213.8	40:11.649
21	1	1:51.731	22.524	54.811	34.396	208.5	42:03.380
22	1	1:51.938	22.606	54.732	34.600	226.0	43:55.318
23	1	1:52.589	22.449	55.323	34.817	212.5	45:47.907
24	1	1:54.567	22.460	56.342	35.765	212.1	47:42.474
25	1	1:52.294	22.251	55.293	34.750	225.6	49:34.768
26	1	1:53.567	22.830	56.115	34.622	205.0	51:28.335
27	1	1:52.653	22.562	55.481	34.610	212.9	53:20.988
28	1	1:54.149	22.715	56.926	34.508	197.4	55:15.137
29	1	1:54.044	22.311	55.409	36.324	220.6	57:09.181
30	1	1:53.409	22.925	55.445	35.039	207.0	59:02.590
31	1	1:54.880	22.554	57.435	34.891	217.1	1:00:57.470

25 CHEVRON B19 1971
1. John EMBERSON P-2L

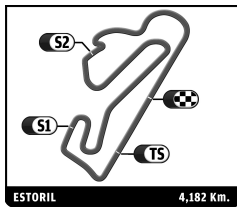
1	1	2:27.821	39.137	1:05.427	43.257		2:27.821
2	1	2:18.696	29.223	1:07.413	42.060	157.2	4:46.517
3	1	1:53.833	24.092	55.570	34.171	200.2	6:40.350
4	1	1:50.006	22.384	53.439	34.183	203.5	8:30.356
5	1	1:50.155	22.444	53.158	34.553	206.2	10:20.511
6	1	1:49.239	22.009	53.270	33.960	221.0	12:09.750
7	1	1:52.436	22.169	56.187	34.080	212.1	14:02.186
8	1	1:52.196	22.276	55.433	34.487	206.6	15:54.382
9	1	1:49.392	22.186	53.409	33.797	230.2	17:43.774
10	1	1:49.854	21.866	53.736	34.252	211.7	19:33.628
11	1	1:50.827	21.807	53.560	35.460	221.0	21:24.455
12	1	1:52.239	23.775	53.746	34.718	205.4	23:16.694
13	1	1:51.312	22.440	53.957	34.915	208.9	25:08.006

26 CHEVRON B19 1971
1. Regis DEVIS
2. Mathias DEVIS P-2L

1	2	2:31.580	43.594	1:06.688	41.298		2:31.580
2	2	2:16.844	29.575	1:07.960	39.309	127.6	4:48.424
3	2	1:56.885	23.849	57.147	35.889	199.5	6:45.309
4	2	1:52.334	22.242	55.833	34.259	211.3	8:37.643
5	2	1:53.358	22.510	56.330	34.518	202.0	10:31.001
6	2	1:51.654	22.376	55.148	34.130	200.6	12:22.655
7	2	1:52.468	22.388	55.997	34.083	212.5	14:15.123
8	2	1:51.593	22.272	55.065	34.256	214.2	16:06.716
9	2	1:52.135	22.305	55.398	34.432	224.2	17:58.851
10	2	1:53.482	23.672	55.692	34.118	202.0	19:52.333
11	2	1:51.291	22.156	54.926	34.209	227.9	21:43.624
12	2	1:51.549	22.323	54.928	34.298	204.3	23:35.173
13	2	1:51.685	21.882	55.540	34.263	223.7	25:26.858
14	2	1:52.147	22.275	54.926	34.946	202.8	27:19.005
15	2	2:02.502 B	22.183	55.544	44.775	218.0	29:21.507
16	1	6:44.223	5:07.679	1:00.442	36.102		36:05.730
17	1	1:58.542	23.064	59.297	36.181	202.4	38:04.272
18	1	1:54.462	23.393	55.466	35.603	200.6	39:58.734
19	1	1:53.511	22.503	55.519	35.489	220.6	41:52.245
20	1	1:54.650	22.670	55.546	36.434	219.7	43:46.895
21	1	1:55.590	23.746	56.134	35.710	210.9	45:42.485
22	1	1:56.033	22.855	56.876	36.302	219.3	47:38.518
23	1	1:54.797	23.469	55.776	35.552	208.1	49:33.315
24	1	1:54.992	23.274	56.439	35.279	201.7	51:28.307
25	1	1:55.507	23.519	56.074	35.914	200.2	53:23.814
26	1	1:57.594	22.956	57.448	37.190	206.2	55:21.408
27	1	1:52.374	22.560	54.997	34.817	226.0	57:13.782
28	1	1:52.910	22.546	55.016	35.348	223.3	59:06.692
29	1	1:54.041	22.735	55.410	35.896	214.6	1:01:00.733

32 CHEVRON B8 1968
1. Henrique GEMPERLE
2. Marc de SIEBENTHAL P-2L

1	1	2:32.977	44.733	1:07.152	41.092		2:32.977
2	1	2:16.130	29.492	1:08.231	38.407	132.4	4:49.107
3	1	1:56.237	23.820	56.752	35.665	196.7	6:45.344



CLASSIC ENDURANCE RACING 1
ESTORIL CLASSICS
RACE

Sector Analysis

Personal Best Session Best B Crossing the finish line in pit lane

Lap	D	Time	Sector 1	Sector 2	Sector 3	T. Spd	Elapsed	Lap	D	Time	Sector 1	Sector 2	Sector 3	T. Spd	Elapsed
4	1	1:53.937	22.968	55.548	35.421	221.5	8:39.281	29	1	1:50.648	21.896	54.858	33.894	235.1	55:17.535
5	1	1:54.546	22.625	56.520	35.401	224.2	10:33.827	30	1	1:51.295	21.689	55.356	34.250	231.2	57:08.830
6	1	1:53.788	22.442	55.873	35.473	222.4	12:27.615	31	1	1:50.209	22.028	54.096	34.085	226.5	58:59.039
7	1	1:53.751	22.669	55.519	35.563	220.6	14:21.366	32	1	1:50.997	21.732	54.891	34.374	235.7	1:00:50.036
8	1	1:54.191	22.733	55.895	35.563	218.9	16:15.557	42 LOLA T212 1971 1.Christophe BEAUDON P-2L 2.Franck JULIEN							
9	1	1:54.344	22.621	55.969	35.754	224.2	18:09.901	1	2	2:29.605	41.285	1:05.800	42.520		2:29.605
10	1	1:54.491	22.738	56.151	35.602	227.4	20:04.392	2	2	2:17.757	29.506	1:07.943	40.308	142.6	4:47.362
11	1	1:54.698	22.911	56.171	35.616	219.7	21:59.090	3	2	1:55.402	24.371	56.066	34.965	197.4	6:42.764
12	1	1:54.242	22.591	55.882	35.769	219.3	23:53.332	4	2	1:52.137	22.446	54.733	34.958	199.1	8:34.901
13	1	1:54.287	22.761	56.009	35.517	222.4	25:47.619	5	2	1:50.831	22.039	54.309	34.483	219.7	10:25.732
14	1	1:54.282	22.687	56.131	35.464	221.9	27:41.901	6	2	1:52.647	22.251	55.938	34.458	216.3	12:18.379
15	1	1:55.259	23.058	56.266	35.935	220.2	29:37.160	7	2	1:51.212	22.161	54.752	34.299	211.3	14:09.591
16	1	2:02.418 B	22.956	56.292	43.170	218.0	31:39.578	8	2	1:51.485	22.004	54.367	35.114	210.1	16:01.076
17	2	3:30.644	1:54.096	59.368	37.180		35:10.222	9	2	1:52.895	22.671	55.305	34.919	207.4	17:53.971
18	2	1:58.855	24.108	58.390	36.357	207.0	37:09.077	10	2	1:53.858	22.413	54.975	36.470	207.4	19:47.829
19	2	1:59.752	23.736	59.589	36.427	213.4	39:08.829	11	2	1:53.816	23.164	55.094	35.558	199.9	21:41.645
20	2	2:00.622	23.593	59.627	37.402	204.3	41:09.451	12	2	3:28.933 B	30.417	1:18.636	1:39.880	180.0	25:10.578
21	2	1:59.163	23.789	58.525	36.849	208.1	43:08.614	43 LOLA T70 Mk III 1967 1.Patrick JACK P+2L 2.Roderick JACK							
22	2	1:59.426	23.425	59.093	36.908	217.1	45:08.040	1	1	2:28.741	39.823	1:05.546	43.372		2:28.741
23	2	1:59.183	23.485	58.632	37.066	212.9	47:07.223	2	1	2:18.411	29.790	1:07.557	41.064	155.0	4:47.152
24	2	1:57.720	23.790	57.314	36.616	213.8	49:04.943	3	1	1:54.425	24.014	55.876	34.535	203.5	6:41.577
25	2	1:57.364	23.427	57.411	36.526	214.6	51:02.307	4	1	1:54.498	22.500	57.033	34.965	215.9	8:36.075
26	2	1:58.123	23.723	57.789	36.611	211.7	53:00.430	5	1	1:52.101	22.479	54.856	34.766	218.4	10:28.176
27	2	2:10.473	23.448	1:09.709	37.316	218.0	55:10.903	6	1	1:51.352	22.323	54.522	34.507	212.1	12:19.528
28	2	1:59.075	23.502	57.797	37.776	215.9	57:09.978	7	1	1:51.408	22.629	54.400	34.379	214.2	14:10.936
29	2	1:59.429	23.338	58.731	37.360	207.7	59:09.407	8	1	1:51.513	22.718	54.168	34.627	214.6	16:02.449
30	2	2:00.453	24.401	59.161	36.891	215.9	1:01:09.860	9	1	1:53.563	22.776	55.194	35.593	208.9	17:56.012
35 LOLA T212 1970 1.Armand MILLE P-2L								10	1	1:51.956	22.199	54.735	35.022	223.7	19:47.968
1	1	2:25.186	34.134	1:07.524	43.528		2:25.186	11	1	1:51.936	22.510	54.848	34.578	217.6	21:39.904
2	1	2:20.135	28.951	1:06.916	44.268	147.2	4:45.321	12	1	1:53.105	22.386	55.532	35.187	219.3	23:33.009
3	1	1:48.973	22.303	53.226	33.444	219.7	6:34.294	13	1	1:52.322	22.717	54.714	34.891	208.5	25:25.331
4	1	1:48.633	21.520	53.346	33.767	232.2	8:22.927	14	1	1:53.627	22.629	54.840	36.158	217.6	27:18.958
5	1	1:48.370	21.604	53.327	33.439	230.7	10:11.297	15	1	1:54.069	23.542	55.285	35.242	198.8	29:13.027
6	1	1:48.295	21.496	53.110	33.689	233.7	11:59.592	16	1	2:03.814 B	22.650	55.113	46.051	214.6	31:16.841
7	1	1:48.948	21.458	53.760	33.730	234.2	13:48.540	17	2	3:15.883	1:45.604	55.130	35.149		34:32.724
8	1	1:48.594	21.731	53.260	33.603	236.2	15:37.134	18	2	1:52.351	22.302	54.825	35.224	221.9	36:25.075
9	1	1:48.315	21.639	53.103	33.573	233.2	17:25.449	19	2	1:52.897	22.776	55.204	34.917	210.1	38:17.972
10	1	1:48.692	21.360	53.629	33.703	234.2	19:14.141	20	2	1:52.903	22.426	55.266	35.211	215.0	40:10.875
11	1	1:48.616	21.411	53.508	33.697	233.2	21:02.757	21	2	1:53.941	22.677	56.310	34.954	215.9	42:04.816
12	1	1:48.543	21.322	53.378	33.843	235.1	22:51.300	22	2	1:53.276	22.510	55.461	35.305	240.3	43:58.092
13	1	1:49.537	21.438	53.960	34.139	234.2	24:40.837	23	2	1:54.189	22.770	56.109	35.310	223.3	45:52.281
14	1	1:48.772	21.575	53.382	33.815	228.8	26:29.609	24	2	1:53.625	22.680	55.644	35.301	220.2	47:45.906
15	1	1:49.429	21.388	53.818	34.223	234.2	28:19.038	25	2	1:52.771	22.870	54.950	34.951	212.5	49:38.677
16	1	1:49.131	21.479	53.938	33.714	232.7	30:08.169	26	2	1:53.869	22.262	56.228	35.379	228.8	51:32.546
17	1	1:49.073	21.590	53.592	33.891	231.2	31:57.242	27	2	1:53.385	22.615	55.790	34.980	223.7	53:25.931
18	1	1:54.958 B	21.545	53.260	40.153	231.2	33:52.200	28	2	1:55.828	23.018	55.881	36.929	210.1	55:21.759
19	1	3:13.364	1:45.779	53.827	33.758		37:05.564	29	2	1:53.855	22.704	55.228	35.923	218.9	57:15.614
20	1	1:48.529	21.230	53.550	33.749	238.2	38:54.093	30	2	1:54.529	22.610	56.166	35.753	221.0	59:10.143
21	1	1:48.920	21.639	53.431	33.850	235.1	40:43.013	31	2	1:55.236	22.991	56.251	35.994	226.9	1:01:05.379
22	1	1:49.215	21.512	53.839	33.864	230.7	42:32.228	44 CHEVRON B8 1968 1.Rory JACK P-2L							
23	1	1:49.452	21.579	53.919	33.954	234.2	44:21.680	1	1	2:34.996	45.831	1:08.549	40.616		2:34.996
24	1	1:49.537	21.787	53.972	33.778	238.2	46:11.217								
25	1	1:49.057	21.720	53.410	33.927	235.7	48:00.274								
26	1	1:48.603	21.444	53.316	33.843	235.7	49:48.877								
27	1	1:48.995	21.597	53.578	33.820	238.2	51:37.872								
28	1	1:49.015	21.427	53.685	33.903	237.2	53:26.887								



CLASSIC ENDURANCE RACING 1
ESTORIL CLASSICS
RACE

Sector Analysis

Personal Best Session Best B Crossing the finish line in pit lane

Lap	D	Time	Sector 1	Sector 2	Sector 3	T. Spd	Elapsed	Lap	D	Time	Sector 1	Sector 2	Sector 3	T. Spd	Elapsed
2	1	2:16.242	29.415	1:08.141	38.686	122.3	4:51.238								
3	1	1:58.220	23.796	58.382	36.042	191.2	6:49.458								
4	1	2:12.034	23.380	1:10.917	37.737	198.8	9:01.492								
5	1	2:00.306	23.317	1:00.984	36.005	211.3	11:01.798								
6	1	1:57.758	23.473	58.490	35.795	209.7	12:59.556								
7	1	1:56.509	23.093	57.976	35.440	211.7	14:56.065								
8	1	1:56.269	23.168	57.436	35.665	217.1	16:52.334								
9	1	1:54.791	23.000	56.539	35.252	223.7	18:47.125								
10	1	2:01.081	23.375	1:00.811	36.895	214.2	20:48.206								
11	1	1:58.389	23.698	58.725	35.966	199.1	22:46.595								
12	1	1:57.773	23.144	57.534	37.095	217.1	24:44.368								
13	1	2:16.264	23.055	1:02.697	50.512	205.0	27:00.632								
14	1	3:25.890	1:45.360	1:04.379	36.151		30:26.522								
15	1	1:57.852	23.407	58.365	36.080	208.1	32:24.374								
16	1	1:56.827	23.425	57.789	35.613	200.2	34:21.201								
17	1	1:58.780	22.793	58.444	37.543	218.4	36:19.981								
18	1	1:59.510	23.522	1:00.029	35.959	197.7	38:19.491								
19	1	1:59.397	23.721	59.058	36.618	195.3	40:18.888								
20	1	2:00.475	23.154	1:00.108	37.213	208.1	42:19.363								
21	1	1:59.485	24.645	58.555	36.285	188.3	44:18.848								
22	1	2:16.812	24.644	1:00.058	52.110	207.7	46:35.660								
23	1	7:27.360	5:46.514	1:01.122	39.724		54:03.020								
24	1	2:01.070	24.806	59.118	37.146	192.9	56:04.090								
25	1	1:59.467	23.571	58.376	37.520	212.5	58:03.557								
26	1	1:56.672	23.156	57.190	36.326	200.2	1:00:00.229								
27	1	2:01.898	23.695	58.653	39.550	211.3	1:02:02.127								

Lap	D	Time	Sector 1	Sector 2	Sector 3	T. Spd	Elapsed
1	1	2:47.379	51.704	1:14.320	41.355		2:47.379
2	1	2:12.304	29.937	1:03.782	38.585	140.4	4:59.683
3	1	2:04.381	25.272	1:01.271	37.838	192.2	7:04.064
4	1	2:05.482	25.768	1:01.759	37.955	183.0	9:09.546
5	1	2:03.207	24.543	1:00.919	37.745	196.7	11:12.753
6	1	2:03.564	24.888	1:00.810	37.866	192.2	13:16.317
7	1	2:02.590	24.873	1:00.358	37.359	199.5	15:18.907
8	1	2:01.141	24.416	59.829	36.896	202.8	17:20.048
9	1	2:01.498	24.240	1:00.123	37.135	198.8	19:21.546
10	1	2:00.838	23.997	59.019	37.822	217.6	21:22.384
11	1	2:04.214	25.016	1:00.917	38.281	194.6	23:26.598
12	1	2:04.487	25.142	1:00.696	38.649	204.7	25:31.085
13	1	2:14.685	24.295	1:01.870	48.520	200.2	27:45.770
14	1	3:41.980	1:59.211	1:02.915	39.854		31:27.750
15	1	2:05.221	25.868	1:01.509	37.844	184.5	33:32.971
16	1	2:06.942	24.894	1:01.677	40.371	194.6	35:39.913
17	1	2:22.975	24.634	1:01.291	57.050	203.9	38:02.888
18	1	2:08.134	25.794	1:03.705	38.635	186.7	40:11.022
19	1	2:07.452	25.969	1:02.797	38.686	188.0	42:18.474
20	1	2:08.523	25.259	1:02.998	40.266	196.0	44:26.997
21	1	2:06.008	24.669	1:02.734	38.605	201.3	46:33.005
22	1	2:07.640	25.446	1:02.993	39.201	197.4	48:40.645
23	1	2:08.664	25.542	1:01.939	41.183	203.9	50:49.309
24	1	2:04.568	24.537	1:01.670	38.361	197.7	52:53.877
25	1	2:06.337	25.120	1:02.173	39.044	198.1	55:00.214
26	1	2:05.796	25.600	1:01.943	38.253	190.2	57:06.010
27	1	2:06.604	24.984	1:02.419	39.201	194.9	59:12.614
28	1	2:05.104	24.683	1:00.798	39.623	196.0	1:01:17.718

Lap	D	Time	Sector 1	Sector 2	Sector 3	T. Spd	Elapsed
1	1	2:54.602	56.688	1:14.606	43.308		2:54.602
2	1	2:15.367	27.619	1:06.655	41.093	162.3	5:09.969
3	1	2:08.779	25.456	1:03.409	39.914	199.9	7:18.748
4	1	2:10.117	26.045	1:03.974	40.098	206.2	9:28.865
5	1	2:10.277	25.619	1:04.180	40.478	201.7	11:39.142
6	1	2:10.555	25.821	1:04.051	40.683	193.6	13:49.697
7	1	2:13.699	25.325	1:06.229	42.145	203.5	16:03.396
8	1	2:10.327	25.596	1:03.661	41.070	196.3	18:13.723
9	1	2:10.936	25.877	1:04.390	40.669	192.9	20:24.659
10	1	2:10.758	25.575	1:04.635	40.548	199.5	22:35.417
11	1	2:11.760	25.836	1:04.626	41.298	190.6	24:47.177
12	1	2:10.259	25.432	1:04.152	40.675	197.7	26:57.436
13	1	2:19.498	25.845	1:04.103	49.550	198.1	29:16.934
14	1	3:47.395	2:02.456	1:03.903	41.036		33:04.329
15	1	2:09.955	25.636	1:04.040	40.279	195.6	35:14.284
16	1	2:10.250	25.619	1:04.034	40.597	198.8	37:24.534
17	1	2:10.991	25.760	1:04.762	40.469	189.2	39:35.525
18	1	2:12.433	25.699	1:05.052	41.682	194.6	41:47.958
19	1	2:10.659	25.907	1:04.314	40.438	191.9	43:58.617
20	1	2:09.658	25.436	1:03.771	40.451	200.6	46:08.275
21	1	2:10.163	25.793	1:03.834	40.536	194.9	48:18.438
22	1	2:11.588	26.212	1:04.452	40.924	194.6	50:30.026
23	1	2:08.826	25.501	1:02.462	40.863	202.0	52:38.852
24	1	2:09.274	25.607	1:03.369	40.298	200.2	54:48.126
25	1	2:09.583	25.826	1:03.206	40.551	198.8	56:57.709
26	1	2:09.821	25.702	1:03.380	40.739	192.5	59:07.530
27	1	2:11.841	25.656	1:04.299	41.886	200.2	1:01:19.371

Lap	D	Time	Sector 1	Sector 2	Sector 3	T. Spd	Elapsed
1	1	2:35.701	46.600	1:08.693	40.408		2:35.701
2	1	2:15.770	29.475	1:08.215	38.080	122.4	4:51.471
3	1	1:58.182	24.517	57.998	35.667	174.0	6:49.653
4	1	1:53.539	22.744	55.925	34.870	203.9	8:43.192
5	1	1:54.185	22.886	56.029	35.270	203.5	10:37.377
6	1	1:54.745	23.246	55.979	35.520	200.2	12:32.122
7	1	1:54.193	22.755	56.130	35.308	216.3	14:26.315
8	1	1:54.466	22.813	56.314	35.339	208.1	16:20.781
9	1	1:53.979	22.600	55.983	35.396	215.0	18:14.760
10	1	1:54.900	22.920	56.843	35.137	221.9	20:09.660
11	1	1:53.831	22.841	55.780	35.210	198.4	22:03.491
12	1	1:54.645	22.820	56.734	35.091	198.8	23:58.136
13	1	1:54.659	22.781	56.681	35.197	200.2	25:52.795
14	1	2:02.532	22.434	56.084	44.014	219.3	27:55.327
15	1	3:16.945	1:45.881	55.793	35.271		31:12.272
16	1	1:54.618	22.814	56.088	35.716	200.2	33:06.890
17	1	1:55.063	23.292	56.178	35.593	189.6	35:01.953
18	1	1:54.785	22.598	56.184	36.003	207.0	36:56.738
19	1	1:55.170	23.244	56.270	35.656	204.3	38:51.908
20	1	1:55.549	22.786	57.231	35.532	207.0	40:47.457
21	1	1:56.391	23.392	56.966	36.033	205.8	42:43.848
22	1	1:56.219	23.548	57.158	35.513	197.0	44:40.067
23	1	1:56.617	23.337	56.681	36.599	197.4	46:36.684
24	1	1:55.245	22.953	56.533	35.759	201.7	48:31.929



CLASSIC ENDURANCE RACING 1
ESTORIL CLASSICS
RACE

Sector Analysis

Personal Best Session Best B Crossing the finish line in pit lane

Lap	D	Time	Sector 1	Sector 2	Sector 3	T. Spd	Elapsed	Lap	D	Time	Sector 1	Sector 2	Sector 3	T. Spd	Elapsed
25	1	1:56.292	22.890	57.108	36.294	202.8	50:28.221	17	1	1:58.170	23.275	57.847	37.048	209.7	36:23.253
26	1	1:55.618	23.372	56.569	35.677	199.5	52:23.839	18	1	2:01.062	23.645	1:00.505	36.912	210.1	38:24.315
27	1	1:54.866	23.132	56.438	35.296	195.3	54:18.705	19	1	1:59.822	23.791	58.560	37.471	212.5	40:24.137
28	1	1:57.134	24.108	55.782	37.244	202.0	56:15.839	20	1	2:00.116	23.820	58.891	37.405	213.4	42:24.253
29	1	1:56.565	24.283	56.448	35.834	196.0	58:12.404	21	1	2:00.763	23.774	59.319	37.670	203.9	44:25.016
30	1	1:54.596	22.823	56.082	35.691	205.4	1:00:07.000	22	1	1:59.795	24.274	58.409	37.112	205.4	46:24.811
31	1	1:54.850	23.206	56.627	35.017	191.9	1:02:01.850	23	1	2:00.065	24.005	58.440	37.620	200.9	48:24.876

49		PORSCHE 911 Carrera RSR 3.0 1974		GT1		
1.Christophe FLORIN						
1	1	2:49.567	53.548	1:14.666	41.353	2:49.567
2	1	2:15.367	29.141	1:05.877	40.349	5:04.934
3	1	2:10.169	26.229	1:04.329	39.611	7:15.103
4	1	2:10.647	26.718	1:04.439	39.490	9:25.750
5	1	2:08.357	25.855	1:03.299	39.203	11:34.107
6	1	2:11.204	26.281	1:05.009	39.914	13:45.311
7	1	2:13.114	26.367	1:04.872	41.875	15:58.425
8	1	2:10.351	26.242	1:04.094	40.015	18:08.776
9	1	2:09.898	26.199	1:04.239	39.460	20:18.674
10	1	2:08.468	25.536	1:03.721	39.211	22:27.142
11	1	2:07.380	25.510	1:03.018	38.852	24:34.522
12	1	2:09.653	25.655	1:04.599	39.399	26:44.175
13	1	2:12.294	26.163	1:05.673	40.458	28:56.469
14	1	2:17.772 B	26.617	1:03.806	47.349	31:14.241
15	1	3:43.129	1:59.470	1:04.090	39.569	34:57.370
16	1	2:08.553	25.850	1:03.366	39.337	37:05.923
17	1	2:08.593	25.602	1:03.909	39.082	39:14.516
18	1	2:08.308	25.563	1:02.982	39.763	41:22.824
19	1	2:07.621	26.037	1:02.920	38.664	43:30.445
20	1	2:06.357	25.338	1:02.262	38.757	45:36.802
21	1	2:09.648	26.168	1:03.545	39.935	47:46.450
22	1	2:05.690	25.179	1:01.618	38.893	49:52.140
23	1	2:08.390	25.927	1:02.635	39.828	52:00.530
24	1	2:07.255	26.211	1:02.173	38.871	54:07.785
25	1	2:12.066	26.702	1:03.713	41.651	56:19.851
26	1	2:09.344	26.027	1:03.712	39.605	58:29.195
27	1	2:08.322	25.254	1:02.726	40.342	1:00:37.517
28	1	2:07.041	25.476	1:02.441	39.124	1:02:44.558

57		LOLA T70 Mk III 1969		P+2L		
1.Christophe GADAIS						
1	1	2:39.097	49.308	1:09.190	40.599	2:39.097
2	1	2:13.903	27.583	1:07.639	38.681	4:53.000
3	1	1:57.741	23.688	58.003	36.050	6:50.741
4	1	1:58.790	23.824	58.956	36.010	8:49.531
5	1	1:56.768	23.261	57.035	36.472	10:46.299
6	1	1:57.597	23.694	57.387	36.516	12:43.896
7	1	1:58.875	23.177	59.121	36.577	14:42.771
8	1	1:58.514	23.868	58.051	36.595	16:41.285
9	1	1:58.614	23.333	58.552	36.729	18:39.899
10	1	1:58.903	23.762	57.478	37.663	20:38.802
11	1	2:00.093	24.491	58.783	36.819	22:38.895
12	1	2:01.782	24.631	59.928	37.223	24:40.677
13	1	1:59.981	24.590	58.410	36.981	26:40.658
14	1	2:00.051	24.363	58.472	37.216	28:40.709
15	1	2:11.866 B	23.645	59.275	48.946	30:52.575
16	1	3:32.508	1:57.399	58.299	36.810	34:25.083

62		CHEVRON B16 1970		P-2L		
1.Michael BIRCH		2.Gareth BURNETT				
1	1	2:33.801	44.852	1:08.386	40.563	2:33.801
2	1	2:16.118	29.922	1:08.198	37.998	4:49.919
3	1	2:00.011	24.525	58.673	36.813	6:49.930
4	1	2:03.398	23.993	1:02.560	36.845	8:53.328
5	1	2:00.297	24.264	59.268	36.765	10:53.625
6	1	2:01.629	24.155	1:00.259	37.215	12:55.254
7	1	2:02.002	24.096	1:00.688	37.218	14:57.256
8	1	2:00.984	24.146	59.753	37.085	16:58.240
9	1	2:01.328	24.102	59.943	37.283	18:59.568
10	1	2:03.251	24.554	1:00.979	37.718	21:02.819
11	1	2:05.133	24.677	1:02.232	38.224	23:07.952
12	1	2:13.903 B	24.702	1:01.654	47.547	25:21.855
13	1	3:26.943	1:49.038	1:00.382	37.523	28:48.798
14	1	1:59.136	24.068	58.522	36.546	30:47.934
15	1	1:59.141	23.876	58.688	36.577	32:47.075
16	1	1:58.758	24.126	58.199	36.433	34:45.833
17	1	2:01.569	24.432	59.515	37.622	36:47.402
18	1	2:00.403	24.237	58.848	37.318	38:47.805
19	1	2:04.301	23.984	1:02.350	37.967	40:52.106
20	1	2:04.176	24.888	1:01.215	38.073	42:56.282
21	1	2:06.203	24.962	1:01.757	39.484	45:02.485
22	1	2:04.421	24.396	1:00.938	39.087	47:06.906
23	1	2:03.494	24.654	1:00.828	38.012	49:10.400
24	1	2:04.419	24.701	1:01.790	37.928	51:14.819
25	1	2:03.638	24.827	1:01.305	37.506	53:18.457
26	1	2:03.818	24.130	59.531	40.157	55:22.275
27	1	2:05.561	25.240	1:01.868	38.453	57:27.836
28	1	2:03.702	24.955	1:00.645	38.102	59:31.538
29	1	2:04.423	24.935	1:02.092	37.396	1:01:35.961

72		CHEVRON B16 1970		P-2L		
1.Ted TUPPEN						
1	1	2:32.284	44.211	1:07.150	40.923	2:32.284
2	1	2:16.656	29.622	1:08.224	38.810	4:48.940
3	1	1:57.455	24.651	57.624	35.180	6:46.395
4	1	1:54.359	22.955	56.357	35.047	8:40.754
5	1	1:54.078	22.423	56.608	35.047	10:34.832
6	1	1:54.625	22.850	56.370	35.405	12:29.457
7	1	1:54.171	22.567	56.373	35.231	14:23.628
8	1	1:53.108	22.693	55.424	34.991	16:16.736



CLASSIC ENDURANCE RACING 1
ESTORIL CLASSICS
RACE

Sector Analysis

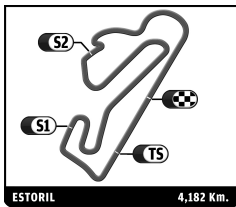
Personal Best Session Best B Crossing the finish line in pit lane

Lap	D	Time	Sector 1	Sector 2	Sector 3	T. Spd	Elapsed	Lap	D	Time	Sector 1	Sector 2	Sector 3	T. Spd	Elapsed
9	1	1:54.986	22.861	56.090	36.035	218.4	18:11.722	1	1	9:04.677	7:24.670	1:02.393	37.614		9:04.677
10	1	1:55.616	23.307	56.966	35.343	207.4	20:07.338	2	1	1:57.737	23.682	58.530	35.525	192.5	11:02.414
11	1	1:55.097	22.731	56.068	36.298	204.7	22:02.435	3	1	1:56.468	23.918	57.106	35.444	192.5	12:58.882
12	1	1:55.478	23.197	56.816	35.465	203.2	23:57.913	4	1	1:55.080	23.047	56.829	35.204	204.7	14:53.962
13	1	1:56.165	23.459	57.316	35.390	203.2	25:54.078	5	1	1:54.311	23.417	55.568	35.326	191.2	16:48.273
14	1	1:54.269	22.969	56.222	35.078	210.5	27:48.347	6	1	1:54.952	23.064	56.498	35.390	192.5	18:43.225
15	1	1:55.663	23.292	56.472	35.899	205.8	29:44.010	7	1	1:55.108	23.554	55.766	35.788	183.3	20:38.333
16	1	2:05.557 B	23.302	56.805	45.450	202.8	31:49.567	8	1	1:55.884	23.285	55.917	36.682	195.3	22:34.217
17	1	3:28.103	1:53.198	59.411	35.494		35:17.670	9	1	1:55.373	23.118	56.438	35.817	205.4	24:29.590
18	1	1:54.888	23.175	56.424	35.289	200.2	37:12.558	10	1	1:53.751	22.942	55.444	35.365	190.9	26:23.341
19	1	1:54.606	22.698	56.229	35.679	213.8	39:07.164	11	1	1:57.514	22.877	58.328	36.309	207.7	28:20.855
20	1	1:54.632	23.047	56.166	35.419	204.7	41:01.796	12	1	2:05.018 B	23.286	58.091	43.641	194.2	30:25.873
21	1	1:55.180	22.608	57.473	35.099	207.7	42:56.976	13	2	3:42.594	2:09.566	56.493	36.535		34:08.467
22	1	1:56.253	23.386	57.335	35.532	195.3	44:53.229	14	2	1:59.695	24.014	57.590	38.091	201.7	36:08.162
23	1	1:59.138	23.559	59.808	35.771	212.9	46:52.367	15	2	1:55.243	23.213	56.112	35.918	199.1	38:03.405
24	1	1:56.022	23.368	56.957	35.697	205.0	48:48.389	16	2	1:53.893	22.549	54.645	36.699	211.7	39:57.298
25	1	1:58.813	23.658	57.882	37.273	190.6	50:47.202	17	2	1:53.224	22.510	55.053	35.661	214.6	41:50.522
26	1	1:54.985	23.016	56.473	35.496	196.3	52:42.187	18	2	1:55.723	23.381	55.819	36.523	194.2	43:46.245
27	1	1:56.459	23.220	57.205	36.034	203.2	54:38.646	19	2	1:52.677	22.413	54.714	35.550	210.5	45:38.922
28	1	1:55.996	22.872	58.153	34.971	205.4	56:34.642	20	2	1:53.920	22.872	55.331	35.717	212.1	47:32.842
29	1	1:54.190	23.078	55.895	35.217	210.9	58:28.832	21	2	1:52.775	22.423	55.073	35.279	212.9	49:25.617
30	1	1:57.942	22.887	57.819	37.236	207.0	1:00:26.774	22	2	1:52.983	22.506	55.028	35.449	213.8	51:18.600
31	1	1:58.134	23.904	56.568	37.662	188.9	1:02:24.908	23	2	1:53.421	22.526	55.201	35.694	209.7	53:12.021

77	LOLA T70 Mk II 1966														
	1. Alfred MOSER		P+2L												
	1	1	2:53.073	55.834	1:14.735	42.504		2:53.073							
	2	1	2:14.949	28.366	1:06.695	39.888	149.8	5:08.022							
	3	1	2:06.964	25.925	1:02.591	38.448	174.0	7:14.986							
	4	1	2:06.738	26.011	1:02.511	38.216	168.2	9:21.724							
	5	1	2:09.221	27.096	1:03.512	38.613	150.4	11:30.945							
	6	1	2:07.836	26.127	1:03.137	38.572	170.8	13:38.781							
	7	1	2:09.136	26.651	1:04.249	38.236	151.8	15:47.917							
	8	1	2:17.058	29.063	1:06.098	41.897	164.7	18:04.975							
9	1	2:11.325	26.633	1:05.842	38.850	159.5	20:16.300								
10	1	2:07.260	25.908	1:02.363	38.989	172.7	22:23.560								
11	1	2:09.345	26.814	1:03.220	39.311	162.5	24:32.905								
12	1	2:07.278	25.717	1:02.757	38.804	168.2	26:40.183								
13	1	2:20.602 B	26.412	1:03.260	50.930	159.7	29:00.785								
14	1	3:39.083	1:56.057	1:04.135	38.891		32:39.868								
15	1	2:09.622	26.888	1:03.815	38.919	144.7	34:49.490								
16	1	2:09.871	26.671	1:03.466	39.734	155.4	36:59.361								
17	1	2:08.793	26.169	1:03.635	38.989	162.8	39:08.154								
18	1	2:10.138	26.158	1:04.085	39.895	167.7	41:18.292								
19	1	2:10.720	27.192	1:05.369	38.159	151.6	43:29.012								
20	1	2:06.737	25.322	1:03.066	38.349	176.5	45:35.749								
21	1	2:06.628	25.619	1:02.401	38.608	174.0	47:42.377								
22	1	2:07.545	26.781	1:02.509	38.255	158.1	49:49.922								
23	1	2:08.659	25.958	1:04.018	38.683	167.2	51:58.581								
24	1	2:07.514	26.840	1:02.349	38.325	160.9	54:06.095								
25	1	2:06.001	25.647	1:02.031	38.323	176.8	56:12.096								
26	1	2:10.316	28.646	1:02.832	38.838	168.5	58:22.412								
27	1	2:11.484	26.168	1:04.783	40.533	160.4	1:00:33.896								
28	1	2:08.624	27.045	1:02.619	38.960	153.1	1:02:42.520								

87	FORD GT40 1969														
	1. Christophe DELACHAUX 2. Eric HELARY		GT1												

97	CHEVRON B19 1971														
	1. Emmanuel BRIGAND		P-2L												
	1	1	2:27.369	37.719	1:05.962	43.688		2:27.369							
	2	1	2:18.888	29.103	1:07.578	42.207	158.3	4:46.257							
	3	1	1:52.397	23.623	54.476	34.298	212.5	6:38.654							
	4	1	1:50.185	21.887	53.964	34.334	226.5	8:28.839							
	5	1	1:50.147	21.662	53.896	34.589	234.6	10:18.986							
	6	1	1:49.873	21.568	53.837	34.468	239.2	12:08.859							
	7	1	1:52.080	22.806	55.083	34.191	242.4	14:00.939							
	8	1	1:51.831	22.562	54.665	34.604	210.9	15:52.770							
9	1	1:50.533	22.402	53.855	34.276	229.3	17:43.303								
10	1	1:50.075	21.917	53.722	34.436	221.0	19:33.378								
11	1	1:51.362	21.902	54.250	35.210	226.9	21:24.740								
12	1	1:51.715	22.706	54.093	34.916	214.2	23:16.455								
13	1	1:51.345	22.135	53.809	35.401	234.2	25:07.800								
14	1	1:50.313	22.155	53.821	34.337	220.6	26:58.113								
15	1	2:03.524 B	22.238	54.253	47.033	220.2	29:01.637								
16	1	3:19.454	1:50.493	54.503	34.458		32:21.091								
17	1	1:49.733	21.614	53.667	34.452	229.8	34:10.824								
18	1	1:50.437	21.779	54.124	34.534	234.2	36:01.261								
19	1	1:50.049	21.725	54.079	34.245	227.9	37:51.310								
20	1	1:49.574	21.612	53.590	34.372	230.7	39:40.884								
21	1	1:50.538	21.898	54.137	34.503	234.2	41:31.422								
22	1	1:50.295	21.709	53.609	34.977	233.7	43:21.717								
23	1	1:49.956	21.918	53.351	34.687	225.6	45:11.673								
24	1	1:50.594	21.563	54.565	34.466	238.7	47:02.267								
25	1	1:50.383	21.438	54.159	34.786	237.7	48:52.650								
26	1	1:49.942	21.321	54.134	34.487	240.3	50:42.592								
27	1	1:50.610	21.661	53.896	35.053	239.7	52:33.202								



CLASSIC ENDURANCE RACING 1
ESTORIL CLASSICS
RACE

Sector Analysis

Personal Best Session Best B Crossing the finish line in pit lane

Lap	D	Time	Sector 1	Sector 2	Sector 3	T. Spd	Elapsed	Lap	D	Time	Sector 1	Sector 2	Sector 3	T. Spd	Elapsed
28	1	1:49.659	21.538	53.783	34.338	238.2	54:22.861	15	1	2:19.580	25.012	1:01.167	53.401	194.2	32:04.225
29	1	1:50.413	21.554	54.249	34.610	243.4	56:13.274	16	1	3:34.242	1:52.005	1:01.862	40.375		35:38.467
30	1	1:50.019	21.876	53.458	34.685	226.9	58:03.293	17	1	2:04.288	25.486	1:00.482	38.320	204.3	37:42.755
31	1	1:50.136	21.660	54.021	34.455	234.2	59:53.429	18	1	2:15.611	24.577	1:00.821	50.213	214.6	39:58.366
32	1	1:49.505	21.657	53.408	34.440	238.2	1:01:42.934	19	1	2:05.330	25.266	1:00.756	39.308	202.0	42:03.696

159 LOLA T70 Mk III 1968
1. Steve BROOKS
2. Martin O'CONNELL
P+2L

1	1	2:55.359	57.343	1:14.628	43.388		2:55.359
2	1	2:11.491	27.453	1:06.580	37.458	176.3	5:06.850
3	1	1:46.882	20.844	52.801	33.237	227.9	6:53.732
4	1	1:46.757	20.935	52.399	33.423	232.7	8:40.489
5	1	1:47.181	21.582	51.987	33.612	220.6	10:27.670
6	1	1:45.425	20.708	51.736	32.981	233.2	12:13.095
7	1	1:47.650	20.700	53.378	33.572	232.7	14:00.745
8	1	1:49.493	20.580	54.081	34.832	241.8	15:50.238
9	1	1:46.985	21.421	52.075	33.489	215.0	17:37.223
10	1	1:46.107	20.899	51.989	33.219	230.2	19:23.330
11	1	1:46.296	21.284	51.664	33.348	226.9	21:09.626
12	1	1:45.107	20.685	51.472	32.950	241.3	22:54.733
13	1	1:46.167	20.611	52.052	33.504	237.7	24:40.900
14	1	1:54.543	20.592	51.636	42.315	233.7	26:35.443
15	1	3:46.522	2:18.911	53.320	34.291		30:21.965
16	1	1:48.383	22.006	52.832	33.545	204.7	32:10.348
17	1	1:47.351	21.463	52.165	33.723	222.8	33:57.699
18	1	1:46.551	21.321	51.719	33.511	231.7	35:44.250
19	1	1:49.995	21.687	54.395	33.913	232.7	37:34.245
20	1	1:49.481	21.284	54.696	33.501	245.1	39:23.726
21	1	1:48.572	21.215	53.640	33.717	246.7	41:12.298
22	1	1:48.491	21.326	53.639	33.526	232.2	43:00.789
23	1	1:47.661	21.201	52.633	33.827	242.4	44:48.450
24	1	1:45.714	20.760	51.390	33.564	255.2	46:34.164
25	1	1:47.250	21.377	51.961	33.912	236.7	48:21.414
26	1	1:47.770	21.959	51.587	34.224	248.9	50:09.184
27	1	1:48.516	21.185	51.883	35.448	240.8	51:57.700
28	1	1:46.753	21.603	51.558	33.592	229.8	53:44.453
29	1	1:45.944	21.147	51.388	33.409	236.2	55:30.397
30	1	1:46.566	20.971	52.144	33.451	240.8	57:16.963
31	1	1:49.557	21.562	54.224	33.771	224.2	59:06.520
32	1	1:48.511	21.487	52.980	34.044	227.9	1:00:55.031

911 PORSCHE 911 Carrera RSR 2.8 1973
1. Alain GADAL
GT1

1	1	2:39.631	49.747	1:09.367	40.517		2:39.631
2	1	2:16.030	28.560	1:07.572	39.898	143.2	4:55.661
3	1	2:02.576	24.624	59.414	38.538	198.1	6:58.237
4	1	2:03.541	24.254	1:00.894	38.393	215.4	9:01.778
5	1	2:03.905	25.302	1:01.133	37.470	218.9	11:05.683
6	1	2:03.665	25.140	1:00.233	38.292	210.5	13:09.348
7	1	2:03.356	24.627	1:00.462	38.267	202.4	15:12.704
8	1	2:04.232	24.876	1:00.447	38.909	200.9	17:16.936
9	1	2:04.433	24.938	1:01.084	38.411	199.9	19:21.369
10	1	2:05.568	25.090	59.540	40.938	215.9	21:26.937
11	1	2:03.635	24.722	1:00.240	38.673	212.1	23:30.572
12	1	2:06.080	24.425	1:01.545	40.110	211.7	25:36.652
13	1	2:04.226	24.764	1:00.815	38.647	209.3	27:40.878
14	1	2:03.767	25.398	1:00.045	38.324	197.7	29:44.645