

IBERIAN HE - NICHIA CABRAL MEMORIAL

ESTORIL CLASSICS

QUALIFYING 1

Sector Analysis

							■ Personal Best ■ Session Best ■ Crossing the finish line in pit lane								
Lap	D	Time	Sector 1	Sector 2	Sector 3	T. Spd	Elapsed	Lap	D	Time	Sector 1	Sector 2	Sector 3	T. Spd	Elapsed
8	AC Cobra Daytona 1.Xavier TANCOGNE						1965	12	1	2:11.871	27.355	1:03.706	40.810	175.2	28:53.896
	1	2:41.976	46.280	1:13.000	42.696		2:41.976	13	1	2:11.554	27.082	1:02.824	41.648	175.2	31:05.450
	2	2:18.770	30.476	1:08.124	40.170	142.4	5:00.746	14	1	2:41.495 B	28.203	1:03.539	1:09.753	162.1	33:46.945
	3	2:08.104	26.450	1:02.372	39.282	170.0	7:08.850								
	4	2:06.725	25.927	1:01.924	38.874	179.7	9:15.575								
	5	2:06.218	25.915	1:00.878	39.425	182.1	11:21.793								
	6	2:08.944	26.789	1:02.953	39.202	179.7	13:30.737								
	7	2:10.441	26.696	1:04.425	39.320	178.0	15:41.178								
	8	2:07.816	26.874	1:02.097	38.845	190.2	17:48.994								
	9	2:16.102 B	27.488	1:02.720	45.894	174.9	20:05.096								
	10	6:22.393	4:40.714	1:02.714	38.965		26:27.489								
	11	2:06.050	26.422	1:00.724	38.904	186.1	28:33.539								
	12	2:08.621	27.220	1:01.982	39.419	174.3	30:42.160								
	13	2:09.961	26.644	1:00.539	42.778	177.1	32:52.121								
	14	3:13.199 B	35.179	1:10.814	1:27.206	119.4	36:05.320								
14	Lotus Seven 1.João MIRA GOMES 2.Nuno AFOITO						GTP								
	1	2:25.659	36.992	1:07.441	41.226		2:25.659								
	2	2:16.909	30.274	1:05.728	40.907	164.7	4:42.568								
	3	2:25.006 B	28.979	1:04.513	51.514	153.3	7:07.574								
	4	5:10.048	3:23.651	1:06.275	40.122		12:17.622								
	5	2:12.183	27.086	1:05.110	39.987	193.6	14:29.805								
	6	2:10.096	27.133	1:03.444	39.519	187.6	16:39.901								
	7	2:42.632 B	28.049	1:13.255	1:01.328	192.9	19:22.533								
17	Porsche 914-6 GT 1.João VIEIRA						INV								
	1	2:41.421	45.635	1:12.575	43.211		2:41.421								
	2	2:19.420	30.465	1:07.987	40.968	147.0	5:00.841								
	3	2:09.519	28.223	1:02.628	38.668	173.8	7:10.360								
	4	2:11.178	28.164	1:03.707	39.307	180.9	9:21.538								
	5	2:07.831	26.569	1:01.652	39.610	191.5	11:29.369								
	6	2:26.116 B	27.993	1:04.977	53.146	193.6	13:55.485								
	7	3:31.926	1:46.551	1:05.914	39.461		17:27.411								
	8	2:13.135	27.475	1:04.487	41.173	170.8	19:40.546								
	9	2:20.016 B	27.548	1:00.843	51.625	171.1	22:00.562								
	10	3:40.840	1:58.852	1:02.171	39.817		25:41.402								
	11	2:09.396	27.367	1:03.067	38.962	180.0	27:50.798								
	12	2:08.313	26.957	1:01.991	39.365	180.0	29:59.111								
	13	2:35.016 B	28.112	1:11.539	55.365	189.6	32:34.127								
21	Ford Mustang 1.Max BOODIE						1965								
	1	2:42.994	51.013	1:10.692	41.289		2:42.994								
	2	2:14.896	30.008	1:04.828	40.060	142.8	4:57.890								
	3	2:11.473	27.192	1:03.791	40.490	178.8	7:09.363								
	4	2:12.638	28.221	1:03.834	40.583	160.2	9:22.001								
	5	2:13.686	28.659	1:04.442	40.585	158.6	11:35.687								
	6	2:24.648 B	28.052	1:06.283	50.313	172.1	14:00.335								
	7	3:46.960	2:00.580	1:05.058	41.322		17:47.295								
	8	2:15.169	29.839	1:04.087	41.243	170.0	20:02.464								
	9	2:13.994	28.097	1:03.703	42.194	162.1	22:16.458								
	10	2:12.780	27.439	1:03.759	41.582	172.7	24:29.238								
	11	2:12.787	27.731	1:04.999	40.057	172.1	26:42.025								
29	Ford Mustang Shelby 350GT 1.Harmen VAN PUTTEN 2.Bernardo SÁ NOGUEIRA						1965								
	1	2:56.445					2:56.445								
	2	2:29.600					5:26.045								
	3	2:26.209					7:52.254								
	4	2:29.996					10:22.250								
	5	2:52.327 B					13:14.577								
	6	5:23.923					18:38.500								
	7	2:29.090					21:07.590								
	8	2:29.042					23:36.632								
	9	2:26.444					26:03.076								
	10	2:25.976					28:29.052								
	11	2:29.632					30:58.684								
	12	2:54.068 B					33:52.752								
33	BMW 2800CS 1.Domingos S. COUTINHO						1971								
	1	3:55.905	2:07.184	1:07.546	41.175		3:55.905								
	2	2:11.850	27.585	1:03.517	40.748	176.0	6:07.755								
	3	2:10.810	26.995	1:02.585	41.230	186.7	8:18.565								
	4	2:12.675	28.284	1:04.009	40.382	174.3	10:31.240								
	5	2:14.754	28.230	1:04.963	41.561	170.8	12:45.994								
	6	2:15.122	28.200	1:05.615	41.307	178.0	15:01.116								
	7	2:15.928	30.428	1:04.852	40.648	180.3	17:17.044								
	8	2:26.863 B	29.784	1:05.670	51.409	155.9	19:43.907								
	9	9:32.914	7:41.712	1:11.900	39.302		29:16.821								
	10	2:10.071	26.546	1:03.044	40.481	190.9	31:26.892								
	11	2:41.858 B	26.848	1:08.080	1:06.930	180.6	34:08.750								
	12	13:35.066	...	1:03.694	39.627		47:43.816								
	13	2:08.094	27.761	1:00.980	39.353	163.7	49:51.910								
	14	2:27.950 B	27.158	1:07.515	53.277	173.5	52:19.860								
48	Ford Escort RS 1600 1.Miguel FERREIRA 2.Francisco CARVALHO						1976								
	1	3:42.745	1:58.221	1:04.725	39.799		3:42.745								
	2	2:10.728	27.883	1:03.606	39.239	165.0	5:53.473								
	3	2:03.864	25.966	59.420	38.478	190.6	7:57.337								
	4	2:05.368	26.317	1:00.626	38.425	188.0	10:02.705								
	5	2:05.167	25.435	1:01.050	38.682	200.6	12:07.872								
	6	2:18.038 B	26.023	1:02.881	49.134	195.6	14:25.910								
	7	4:43.894	2:56.674	1:05.534	41.686		19:09.804								
	8	2:11.200	27.659	1:03.265	40.276	165.7	21:21.004								
	9	2:10.170	27.295	1:03.014	39.861	167.5	23:31.174								
	10	2:09.227	27.006	1:02.394	39.827	179.7	25:40.401								
	11	2:09.444	26.627	1:03.227	39.590	184.5	27:49.845								
	12	2:11.536	27.636	1:03.820	40.080	170.8	30:01.381								
	13	2:43.154 B	28.330	1:11.080	1:03.744	171.1	32:44.535								
52	Jaguar E Type 1.Rhea SAUTTER 2.Andrew NEWALL						1965								
	1	2:51.042	58.083	1:11.098	41.861		2:51.042								
	2	2:16.146	28.785	1:07.265	40.096	168.5	5:07.188								
	3	2:11.577	27.604	1:04.550	39.423	171.9	7:18.765								



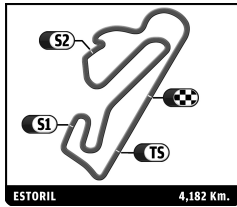
IBERIAN HE - NICHIA CABRAL MEMORIAL

ESTORIL CLASSICS

QUALIFYING 1

Sector Analysis

							■ Personal Best ■ Session Best ■ Crossing the finish line in pit lane								
Lap	D	Time	Sector 1	Sector 2	Sector 3	T. Spd	Elapsed	Lap	D	Time	Sector 1	Sector 2	Sector 3	T. Spd	Elapsed
4	1	2:13.503	27.510	1:06.149	39.844	169.5	9:32.268	3	1	2:17.739	29.497	1:06.583	41.659	156.1	8:11.594
5	1	2:13.633	28.933	1:04.668	40.032	158.6	11:45.901	4	1	2:16.809	30.194	1:05.664	40.951	148.7	10:28.403
6	1	2:15.133	29.870	1:04.943	40.320	159.0	14:01.034	5	1	2:16.870	28.355	1:07.251	41.264	167.5	12:45.273
7	1	2:13.745	28.689	1:05.708	39.348	173.8	16:14.779	6	1	2:18.630	30.052	1:07.150	41.428	155.0	15:03.903
8	1	2:32.639 B	29.925	1:08.701	54.013	160.4	18:47.418	7	1	2:18.182	30.358	1:06.231	41.593	148.7	17:22.085
9	1	3:46.730	2:08.758	59.790	38.182		22:34.148	8	1	2:34.661 B	29.380	1:06.987	58.294	162.3	19:56.746
10	1	2:03.552	25.673	59.698	38.181	191.2	24:37.700	9	1	5:33.503	3:08.198	1:31.364	53.941		25:30.249
11	1	2:06.564	25.538	1:02.206	38.820	194.9	26:44.264	10	1	2:53.436	40.540	1:20.516	52.380	114.3	28:23.685
12	1	2:04.361	26.069	1:00.240	38.052	189.9	28:48.625	11	1	2:52.095	36.924	1:21.737	53.434	132.2	31:15.780
13	1	2:04.346	25.358	59.329	39.659	195.6	30:52.971	12	1	3:12.724 B	36.479	1:28.569	1:07.676	137.5	34:28.504
14	1	2:16.460 B	25.262	58.990	52.208	186.4	33:09.431								
15	1	13:58.328	...	1:00.400	38.198		47:07.759								
16	1	2:03.530	25.186	59.927	38.417	210.1	49:11.289								
17	1	2:03.706	25.567	59.735	38.404	203.9	51:14.995								
18	1	2:03.062	25.279	59.933	37.850	198.4	53:18.057								
56 Ford Mustang															
1. João C. COSTA 1965															
1	1	2:37.692	44.125	1:11.930	41.637		2:37.692								
2	1	2:23.237 B	28.085	1:04.748	50.404	179.7	5:00.929								
3	1	6:50.471	5:00.882	1:05.906	43.683		11:51.400								
4	1	2:20.043	29.475	1:07.113	43.455	165.9	14:11.443								
5	1	2:14.187	27.677	1:05.693	40.817	180.9	16:25.630								
6	1	2:12.832	27.657	1:04.536	40.639	178.3	18:38.462								
7	1	2:13.699	28.154	1:05.112	40.433	197.7	20:52.161								
8	1	2:14.427	27.669	1:04.007	42.751	180.0	23:06.588								
9	1	2:11.900	27.192	1:03.967	40.741	185.1	25:18.488								
10	1	2:10.117	26.936	1:03.442	39.739	188.6	27:28.605								
11	1	2:36.052 B	28.293	1:13.368	54.391	189.9	30:04.657								
12	1	4:38.122 B	2:17.786	1:18.948	1:01.388		34:42.779								
59 Ford Escort TC															
1. Manuel FERRÃO 1971															
1	1	3:35.107	1:37.028	1:13.450	44.629		3:35.107								
2	1	2:23.555	30.826	1:09.050	43.679	149.1	5:58.662								
3	1	2:19.537	28.913	1:07.885	42.739	183.9	8:18.199								
4	1	2:18.581	29.143	1:06.950	42.488	173.0	10:36.780								
5	1	2:20.034	29.612	1:07.689	42.733	192.5	12:56.814								
6	1	2:18.355	28.548	1:06.762	43.045	176.3	15:15.169								
7	1	2:21.057	29.045	1:09.098	42.914	173.5	17:36.226								
8	1	2:19.891	29.011	1:07.715	43.165	176.5	19:56.117								
9	1	2:20.651	28.795	1:08.771	43.085	173.2	22:16.768								
10	1	2:19.684	29.289	1:07.561	42.834	161.1	24:36.452								
11	1	13:22.070 B	29.577		174.3		37:58.522								
60 Porsche 911 3.0RS															
1. Pedro BASTOS REZENDE 1976															
1	1	3:42.354	1:54.319	1:06.467	41.568		3:42.354								
2	1	2:10.997	27.659	1:03.304	40.034	163.0	5:53.351								
3	1	2:19.294 B	27.988	1:02.135	49.171	163.5	8:12.645								
4	1	8:21.997 B	6:33.204	1:03.804	44.989		16:34.642								
5	1	4:13.950 B	2:18.683	1:06.119	49.148		20:48.592								
62 Ford Capri 3000 GT															
1. Jorge CORRÊA 1976															
1	1	3:35.528	1:39.846	1:11.595	44.087		3:35.528								
2	1	2:18.327	29.573	1:06.489	42.265	158.3	5:53.855								
75 Porsche 911 3.0RS															
1. Carlos BRIZIDO 1976															
2. João P. CARDOSO															
1	1	3:15.925	1:21.149	1:09.836	44.940		3:15.925								
2	1	2:11.580	28.924	1:02.823	39.833	161.1	5:27.505								
3	1	2:07.805	26.340	1:01.939	39.526	185.4	7:35.310								
4	1	2:06.906	26.299	1:01.075	39.532	211.3	9:42.216								
5	1	2:05.458	26.076	1:00.524	38.858	205.4	11:47.674								
6	1	2:07.353	27.047	1:00.659	39.647	194.9	13:55.027								
7	1	2:10.345	26.690	1:02.964	40.691	197.7	16:05.372								
8	1	2:10.872	28.012	1:02.821	40.039	183.3	18:16.244								
9	1	2:22.511 B	30.424	1:02.482	49.605	210.1	20:38.755								
10	1	4:46.025	3:02.701	1:04.372	38.952		25:24.780								
11	1	2:04.476	26.131	1:00.513	37.832	191.9	27:29.256								
12	1	2:03.918	25.470	1:00.672	37.776	206.6	29:33.174								
13	1	5:50.301 B	25.963	59.478	4:24.860	212.5	35:23.475								
14	1	12:31.130	...	1:03.123	39.094		47:54.605								
15	1	2:04.730	25.769	1:00.258	38.703	198.1	49:59.335								
16	1	2:02.980	25.193	1:00.354	37.433	209.7	52:02.315								
17	1	2:04.521	24.931	1:01.018	38.572	213.8	54:06.836								
79 Ford GT40															
1. Jordi PUIG GTP															
1	1	2:56.987	1:01.685	1:11.292	44.010		2:56.987								
2	1	2:15.828	31.046	1:05.124	39.658	144.8	5:12.815								
3	1	2:06.128	26.879	1:01.230	38.019	175.4	7:18.943								
4	1	2:06.023	27.984	1:00.770	37.269	161.6	9:24.966								
5	1	2:03.994	26.490	1:00.392	37.112	180.9	11:28.960								
6	1	2:02.394	25.432	59.043	37.919	194.6	13:31.354								
7	1	2:05.481	26.601	1:00.993	37.887	177.4	15:36.835								
8	1	2:02.267	25.198	58.996	38.073	195.6	17:39.102								
9	1	2:07.442	27.925	1:01.427	38.090	154.4	19:46.544								
10	1	2:03.280	24.627	59.614	39.039	207.7	21:49.824								
11	1	2:05.332			40.705	175.2	23:55.156								
12	1	2:01.500	24.650	58.391	38.459	202.0	25:56.656								
13	1	2:18.008	24.702	58.398	54.908	208.9	28:14.664								
14	1	2:06.931	28.095	1:00.625	38.211	165.4	30:21.595								
15	1	2:01.500	25.159	58.433	37.908	187.0	32:23.095								
16	1	3:34.902 B	33.524	1:26.428	1:34.950	180.6	35:57.997								
83 Porsche 911 3.0RS															
1. Bruno IGLESIAS DUARTE 1976															
2. Filipe SILVA JESUS															
1	1	3:47.930	1:59.649	1:06.722	41.559		3:47.930								
2	1	2:13.622	28.543	1:04.134	40.945	167.2	6:01.552								
3	1	2:11.236	27.505	1:02.444	41.287	187.3	8:12.788								
4	1	2:12.736	28.258	1:03.709	40.769	180.6	10:25.524								
5	1	2:12.468	28.941	1:02.915	40.612	170.8	12:37.992								



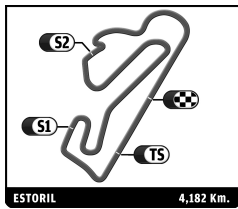
IBERIAN HE - NICHIA CABRAL MEMORIAL

ESTORIL CLASSICS

QUALIFYING 1

Sector Analysis

Lap	D	Time	Sector 1	Sector 2	Sector 3	T. Spd	Elapsed	Lap	D	Time	Sector 1	Sector 2	Sector 3	T. Spd	Elapsed
6	1	2:10.848	26.997	1:02.365	41.486	178.3	14:48.840	110		Chevrolet Grand Sport					
7	1	2:33.964	48.130	1:04.871	40.963	178.0	17:22.804			1.Michiel CAMPAGNE					GTP
8	1	2:11.227	28.982	1:01.863	40.382	164.7	19:34.031			2.Allard KALFF					
9	1	2:22.393 B	29.011	1:02.494	50.888	168.5	21:56.424	1	1	2:28.280	45.986	1:03.043	39.251		2:28.280
10	1	4:13.085	2:27.206	1:04.905	40.974		26:09.509	2	1	2:05.768	26.544	1:00.392	38.832	176.8	4:34.048
11	1	2:12.732	27.042	1:04.700	40.990	182.1	28:22.241	3	1	2:04.595	26.099	1:00.305	38.191	175.4	6:38.643
12	1	2:12.014	27.188	1:03.850	40.976	183.3	30:34.255	4	1	2:03.352	25.631	59.476	38.245	190.9	8:41.995
13	1	2:48.491 B	42.996	1:04.942	1:00.553	199.9	33:22.746	5	1	2:19.075 B	26.261	1:00.873	51.941	178.3	11:01.070
89		Ford GT40						6	1	4:41.863	3:03.514	1:00.445	37.904		15:42.933
		1.Olivier TANCOGNE					GTP	7	1	2:01.898	25.649	58.696	37.553	183.3	17:44.831
1	1	4:42.123	2:54.670	1:08.323	39.130		4:42.123	8	1	2:03.363	25.797	1:00.232	37.334	184.8	19:48.194
2	1	2:05.303	27.146	1:00.094	38.063	151.2	6:47.426	9	1	2:00.898	25.485	57.712	37.701	191.2	21:49.092
3	1	2:02.894	26.371	59.221	37.302	162.3	8:50.320	10	1	2:30.243 B	25.510	1:12.463	52.270	183.3	24:19.335
4	1	2:31.632 B	27.327			155.4	11:21.952	11	1	4:44.087	3:05.926	1:00.340	37.821		29:03.422
5	1	7:34.773	5:49.700	1:06.239	38.834		18:56.725	12	1	2:02.740	25.753	58.819	38.168	187.6	31:06.162
6	1	2:05.050	27.562	1:00.533	36.955	184.8	21:01.775	13	1	2:37.362 B	26.464	59.496	1:11.402	175.7	33:43.524
7	1	1:59.081	24.896	57.640	36.545	180.9	23:00.856	131		BMW 2002 Ti					
8	1	1:58.498	24.257	57.886	36.355	190.2	24:59.354			1.Philippe BONNY					1971
9	1	2:00.057	24.498	57.833	37.726	200.2	26:59.411			2.Michel RENAUND					
10	1	2:01.664	25.857	58.219	37.588	189.2	29:01.075	1	1	3:40.798	1:54.517	1:05.122	41.159		3:40.798
11	1	2:01.378	24.876	58.539	37.963	176.5	31:02.453	2	1	2:11.983	27.272	1:04.097	40.614	188.9	5:52.781
12	1	2:26.774 B	27.074	57.447	1:02.253	154.1	33:29.227	3	1	2:10.124	27.580	1:02.512	40.032	188.0	8:02.905
95		BMW 323i						4	1	2:11.321	26.725	1:04.068	40.528	197.4	10:14.226
		1.Jorge CRUZ					INV	5	1	2:12.655	27.570	1:04.191	40.894	186.4	12:26.881
1	1	3:22.455	1:27.677	1:11.001	43.777		3:22.455	6	1	2:11.912	27.464	1:03.778	40.670	186.7	14:38.793
2	1	2:15.843	28.996	1:06.661	40.186	162.1	5:38.298	7	1	2:11.917	27.741	1:03.803	40.373	180.6	16:50.710
3	1	2:08.942	27.232	1:02.019	39.691	179.7	7:47.240	8	1	2:14.799	27.717	1:05.029	42.053	177.4	19:05.509
4	1	2:06.605	25.825	1:01.578	39.202	200.9	9:53.845	9	1	2:33.376 B	28.845	1:09.545	54.986	166.4	21:38.885
5	1	2:08.695	27.016	1:02.660	39.019	201.7	12:02.540	10	1	4:17.189	2:19.827	1:12.373	44.989		25:56.074
6	1	2:18.822 B	27.513	1:02.266	49.043	182.4	14:21.362	11	1	2:26.226	31.038	1:09.703	45.485	144.5	28:22.300
7	1	3:07.010	1:25.862	1:02.660	38.488		17:28.372	12	1	2:21.263	29.947	1:08.059	43.257	152.2	30:43.563
8	1	2:11.487	26.984	1:03.467	41.036	180.9	19:39.859	13	1	2:25.482	29.699	1:07.583	48.200	156.8	33:09.045
9	1	2:06.712	26.561	1:00.951	39.200	190.2	21:46.571	14	1	3:00.274 B	37.377	1:15.490	1:07.407	110.5	36:09.319
10	1	2:18.928 B	26.477	1:01.792	50.659	188.6	24:05.499	157		PORSCHE 2.5 ST					
11	1	23:41.501	...	1:03.267	38.097		47:47.000			1.Ildefonso GRACIA					1971
12	1	2:07.353	26.906	1:02.017	38.430	174.6	49:54.353			2.Ildefonso GRACIA					
13	1	2:07.524	26.696	1:01.911	38.917	181.5	52:01.877	1	1	3:18.073	1:21.964	1:12.095	44.014		3:18.073
14	1	2:07.672	26.598	1:01.519	39.555	185.7	54:09.549	2	1	2:17.311	30.082	1:05.652	41.577	141.9	5:35.384
109		Alfa Romeo GTAm						3	1	2:17.275	28.171	1:06.768	42.336	160.9	7:52.659
		1.Christian OLDENDORFF					1971	4	1	2:19.535	29.320	1:06.969	43.246	158.8	10:12.194
1	1	3:23.839	1:27.348	1:07.945	48.546		3:23.839	5	1	2:18.543	29.212	1:07.295	42.036	160.9	12:30.737
2	1	2:13.249	28.322	1:03.595	41.332	160.9	5:37.088	6	1	2:18.619	29.344	1:06.298	42.977	159.7	14:49.356
3	1	2:11.159	26.911	1:04.202	40.046	185.7	7:48.247	7	1	2:19.207	30.372	1:06.835	42.000	155.4	17:08.563
4	1	2:08.973	26.600	1:02.555	39.818	197.7	9:57.220	8	1	2:44.778 B	31.394	1:12.316	1:01.068	168.5	19:53.341
5	1	2:12.155	27.297	1:04.520	40.338	201.3	12:09.375	9	1	4:44.820 B	2:44.087	1:05.801	54.932		24:38.161
6	1	2:25.079	26.716	1:18.291	40.072	186.7	14:34.454	10	1	4:49.124	3:03.671	1:05.261	40.192		29:27.285
7	1	2:23.149 B	27.787	1:05.179	50.183	186.1	16:57.603	11	1	2:13.011	27.016	1:03.932	42.063	186.4	31:40.296
8	1	5:43.828	3:59.192	1:04.297	40.339		22:41.431	12	1	2:55.639 B	27.971	1:15.307	1:12.361	182.4	34:35.935
9	1	2:09.472	27.168	1:03.039	39.265	191.5	24:50.903	13	1	12:48.502	...	1:06.141	40.953		47:24.437
10	1	2:10.644	26.944	1:03.480	40.220	185.7	27:01.547	14	1	2:08.536	27.268	1:01.936	39.332	186.7	49:32.973
11	1	2:10.634	27.404	1:03.035	40.195	176.3	29:12.181	15	1	2:44.619 B	26.744	1:11.574	1:06.301	177.4	52:17.592
12	1	2:08.782	26.826	1:02.350	39.606	200.2	31:20.963	170		Saab Sonett III					
13	1	2:38.734 B	27.731	1:08.016	1:02.987	180.3	33:59.697			1.Paulo SOUSA					1976
										2.Francisco PINTO					
								1	1	3:28.170 B	1:16.696	1:11.394	1:00.080		3:28.170
								2	1	9:33.788	7:48.014	1:05.043	40.731		13:01.958
								3	1	2:11.493	27.152	1:03.280	41.061	174.3	15:13.451



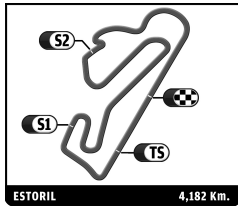
IBERIAN HE - NICHIA CABRAL MEMORIAL

ESTORIL CLASSICS

QUALIFYING 1

Sector Analysis

ESTORIL 4,182 Km.							ESTORIL 4,182 Km.								
Lap	D	Time	Sector 1	Sector 2	Sector 3	T. Spd	Elapsed	Lap	D	Time	Sector 1	Sector 2	Sector 3	T. Spd	Elapsed
4	1	2:12.523	27.518	1:05.224	39.781	178.3	17:25.974	9	1	2:09.103	27.154	1:01.517	40.432	191.9	20:02.448
5	1	2:27.836 B	27.458	1:03.068	57.310	170.3	19:53.810	10	1	2:10.254	26.653	1:03.617	39.984	188.0	22:12.702
6	1	7:56.425	6:04.620	1:09.353	42.452		27:50.235	11	1	2:08.474	26.961	1:01.514	39.999	188.0	24:21.176
7	1	2:14.310	28.491	1:05.216	40.603	167.2	30:04.545	12	1	2:08.870	26.935	1:02.086	39.849	190.9	26:30.046
8	1	2:11.707	27.024	1:04.322	40.361	187.3	32:16.252	13	1	2:40.263 B	30.737	1:09.305	1:00.221	196.7	29:10.309
9	1	3:33.229 B	28.756	1:32.117	1:32.356	191.5	35:49.481								
174 Porsche 2.5 ST 1. Antonio CASTRO 2. Stig NAS Spirit							220 Alfa Romeo TI Super 1. Paulo ROMPANTE GTP								
1	1	3:56.198	1:52.172	1:16.664	47.362		3:56.198	1	1	4:00.119	2:05.755	1:11.536	42.828		4:00.119
2	1	2:27.011	31.696	1:10.668	44.647	149.4	6:23.209	2	1	2:17.772	29.513	1:06.269	41.990	164.5	6:17.891
3	1	2:25.499	31.313	1:08.621	45.565	153.7	8:48.708	3	1	2:16.924	29.053	1:05.996	41.875	160.9	8:34.815
4	1	2:42.505 B	30.949	1:09.369	1:02.187	155.2	11:31.213	4	1	2:16.943	28.675	1:06.388	41.880	174.3	10:51.758
5	1	4:29.926	2:37.857	1:08.445	43.624		16:01.139	5	1	2:15.392	28.330	1:05.635	41.427	179.1	13:07.150
6	1	3:09.901 B	31.749	1:29.259	1:08.893	170.6	19:11.040	6	1	2:16.016	28.292	1:06.055	41.669	177.1	15:23.166
177 BMW 2800 CS 1. Luis SOUSA RIBEIRO 1971							7 1 2:15.895 28.653 1:05.608 41.634 175.4 17:39.061								
1	1	5:17.119	3:15.509	1:16.909	44.701		5:17.119	8	1	2:18.098	30.236	1:05.999	41.863	141.9	19:57.159
2	1	2:17.677	30.884	1:06.214	40.579	145.6	7:34.796	9	1	2:15.415	28.301	1:05.508	41.606	171.9	22:12.574
3	1	2:09.801	27.234	1:02.908	39.659	174.6	9:44.597	10	1	2:14.659	28.855	1:04.605	41.199	164.2	24:27.233
4	1	2:54.484 B	33.062	1:19.531	1:01.891	186.1	12:39.081	11	1	2:14.695	28.647	1:04.765	41.283	173.5	26:41.928
5	1	4:04.063	2:20.355	1:03.787	39.921		16:43.144	12	1	2:15.566	29.508	1:04.655	41.403	169.5	28:57.494
6	1	2:13.510	28.776	1:04.593	40.141	183.9	18:56.654	13	1	2:14.788	28.014	1:05.032	41.742	183.3	31:12.282
7	1	2:09.328	27.112	1:02.344	39.872	185.4	21:05.982	14	1	2:46.190 B	27.968	1:07.087	1:11.135	180.9	33:58.472
8	1	2:07.888	26.591	1:02.043	39.254	191.2	23:13.870	15	1	13:39.246	...	1:06.688	41.814		47:37.718
9	1	2:12.275	25.932	1:06.400	39.943	193.9	25:26.145	16	1	2:14.341	28.549	1:04.832	40.960	163.7	49:52.059
10	1	2:07.088	26.186	1:01.066	39.836	168.2	27:33.233	17	1	2:39.220 B	29.803	1:11.489	57.928	155.9	52:31.279
11	1	2:08.592	26.105	1:02.753	39.734	200.9	29:41.825	227 Merlyn MK4 1. Carlos BARBOT 2. Pedro MATOS GTP							
12	1	2:16.122	27.017	1:08.758	40.347	177.4	31:57.947	1	1	2:17.645	37.546	1:02.214	37.885		2:17.645
13	1	2:49.838 B	28.607	1:19.428	1:01.803	189.9	34:47.785	2	1	2:00.280	25.278	57.532	37.470	183.3	4:17.925
14	1	12:57.847	...	1:02.848	39.941		47:45.632	3	1	1:59.136	24.649	57.144	37.343	197.7	6:17.061
15	1	2:07.251	27.117	1:01.183	38.951	180.9	49:52.883	4	1	1:59.284	24.302	56.832	38.150	207.4	8:16.345
16	1	2:08.767	27.021	1:02.549	39.197	175.7	52:01.650	5	1	2:05.768	25.395	1:00.294	40.079	199.1	10:22.113
17	1	2:08.458	26.195	1:01.736	40.527	185.7	54:10.108	6	1	2:20.282 B	24.442	1:00.077	55.763	210.1	12:42.395
192 Jaguar E-Type 1. Robert FRAOWEIN 2. Ottmar GAST 1965							7 1 6:00.859 3:57.459 1:23.575 39.825 18:43.254								
1	1	2:22.967	38.502	1:05.075	39.390		2:22.967	8	1	2:22.571 B	31.213	1:01.303	50.055	198.1	21:05.825
2	1	2:08.170	27.158	1:01.780	39.232	190.2	4:31.137	9	1	13:32.545 B	...	1:15.508	1:13.261		34:38.370
3	1	2:09.800	27.667	1:03.013	39.120	169.2	6:40.937	239 Alfa Romeo GT 1. Volker HICHERT 2. Björn EBSEN INV							
4	1	2:08.858	27.544	1:01.419	39.895	177.4	8:49.795	1	1	3:01.582	1:07.213	1:10.620	43.749		3:01.582
5	1	2:21.361 B	27.011	1:02.956	51.394	177.7	11:11.156	2	1	2:19.599	29.713	1:07.071	42.815	162.1	5:21.181
6	1	4:52.490	3:01.877	1:10.289	40.324		16:03.646	3	1	2:18.203	29.368	1:06.796	42.039	183.9	7:39.384
7	1	2:14.457	30.828	1:04.467	39.162	151.8	18:18.103	4	1	2:29.950	28.730	1:18.346	42.874	188.3	10:09.334
8	1	2:27.677 B	29.931	1:04.602	53.144	163.2	20:45.780	5	1	2:20.485	29.550	1:06.605	44.330	166.9	12:29.819
215 Ford Mustang Shelby 350GT 1. Frans VAN MAARSCHALL 1965							6 1 2:44.245 B 32.375 1:09.113 1:02.757 170.0 15:14.064								
1	1	2:41.917	47.608	1:13.120	41.189		2:41.917	7	1	4:18.210	2:22.736	1:10.927	44.547		19:32.274
2	1	2:10.158	27.597	1:03.188	39.373	172.4	4:52.075	8	1	2:24.286	30.251	1:10.055	43.980	164.7	21:56.560
3	1	2:09.681	27.064	1:02.772	39.845	174.3	7:01.756	9	1	2:23.634	31.505	1:08.610	43.519	167.5	24:20.194
4	1	2:10.112	27.634	1:02.806	39.672	184.2	9:11.868	10	1	2:21.227	30.756	1:07.564	42.907	175.2	26:41.421
5	1	2:09.385	26.773	1:02.373	40.239	193.2	11:21.253	11	1	2:21.022	31.369	1:06.569	43.084	169.5	29:02.443
6	1	2:11.877	26.780	1:04.245	40.852	198.4	13:33.130	12	1	2:18.511	30.132	1:05.756	42.623	173.8	31:20.954
7	1	2:10.288	27.799	1:02.803	39.686	173.5	15:43.418	13	1	2:54.912 B	31.084	1:16.872	1:06.956	160.4	34:15.866
8	1	2:09.927	27.224	1:02.560	40.143	188.0	17:53.345	241 Porsche 911 3.0RS 1. Annette ROLNER 1976							
							1 1 3:43.685 1:47.464 1:10.992 45.229 3:43.685								



IBERIAN HE - NICHIA CABRAL MEMORIAL

ESTORIL CLASSICS

QUALIFYING 1

Sector Analysis

■ Personal Best ■ Session Best B Crossing the finish line in pit lane

Lap	D	Time	Sector 1	Sector 2	Sector 3	T. Spd	Elapsed	Lap	D	Time	Sector 1	Sector 2	Sector 3	T. Spd	Elapsed		
2	1	2:34.454	B	31.871	1:08.250	54.333	142.4	6:18.139	7	1	2:12.912	27.802	1:04.952	40.158	168.7	16:16.039	
3	1	3:01.988		1:12.985	1:07.383	41.620		9:20.127	8	1	2:12.073	27.868	1:03.517	40.688	162.5	18:28.112	
4	1	2:14.286		27.586	1:05.662	41.038	190.2	11:34.413	9	1	2:12.981	27.757	1:04.535	40.689	164.0	20:41.093	
5	1	2:14.773		28.572	1:05.662	40.539	182.1	13:49.186	10	1	2:21.382	B	27.728	1:04.528	49.126	166.9	23:02.475
6	1	2:16.436		28.258	1:06.716	41.462	178.3	16:05.622	11	1	4:02.665		2:18.366	1:04.517	39.782		27:05.140
7	1	2:13.588		29.908	1:03.957	39.723	152.0	18:19.210	12	1	2:09.880		27.370	1:02.549	39.961	166.2	29:15.020
8	1	2:11.922		29.234	1:03.477	39.211	171.9	20:31.132	13	1	2:08.881		26.562	1:02.561	39.758	174.6	31:23.901
9	1	2:08.310		27.408	1:01.582	39.320	193.2	22:39.442	14	1	2:42.707	B	27.670	1:09.588	1:05.449	171.6	34:06.608
10	1	2:10.129		27.567	1:02.511	40.051	188.3	24:49.571									
11	1	2:11.257		27.214	1:03.761	40.282	179.1	27:00.828									
12	1	2:10.621		27.471	1:03.120	40.030	164.7	29:11.449									
13	1	2:09.041		27.046	1:02.082	39.913	183.9	31:20.490									
14	1	2:43.998	B	27.577	1:10.861	1:05.560	170.3	34:04.488									

242 Porsche 911 3.0RS

1. Lars ROLNER 1976

1	1	3:06.223		1:13.113	1:10.387	42.723		3:06.223
2	1	2:19.455		30.429	1:07.794	41.232	139.5	5:25.678
3	1	2:03.364		25.975	59.430	37.959	193.2	7:29.042
4	1	2:03.694		26.587	59.604	37.503	187.0	9:32.736
5	1	2:04.549		26.129	1:00.506	37.914	191.2	11:37.285
6	1	2:03.854		26.430	59.524	37.900	193.2	13:41.139
7	1	2:03.350		25.542	59.927	37.881	196.7	15:44.489
8	1	2:05.064		26.287	1:00.047	38.730	199.9	17:49.553
9	1	2:04.811		25.172	59.717	39.922	212.5	19:54.364
10	1	2:01.946		25.281	58.772	37.893	206.6	21:56.310
11	1	2:02.266		25.035	59.440	37.791	199.5	23:58.576
12	1	2:03.464		25.294	59.418	38.752	204.3	26:02.040
13	1	2:04.963		25.338	59.253	40.372	200.9	28:07.003
14	1	2:02.369		25.376	59.386	37.607	199.1	30:09.372
15	1	2:29.269	B	26.920	1:06.517	55.832	222.4	32:38.641

245 Porsche 904/6

1. Thorkild STAMP 1965

1	1	3:13.630		1:18.154	1:11.427	44.049		3:13.630
2	1	2:23.926		29.114	1:07.563	47.249	180.9	5:37.556
3	1	2:19.319		29.885	1:06.620	42.814	168.2	7:56.875
4	1	2:26.320		28.423	1:12.957	44.940	171.6	10:23.195
5	1	2:21.717		29.206	1:08.688	43.823	163.2	12:44.912
6	1	2:24.307		29.349	1:11.729	43.229	171.3	15:09.219
7	1	2:28.340		31.137	1:14.052	43.151	153.9	17:37.559
8	1	2:24.921		32.956	1:09.411	42.554	137.1	20:02.480
9	1	2:20.863		30.835	1:07.088	42.940	140.8	22:23.343
10	1	2:19.350		28.882	1:08.483	41.985	165.9	24:42.693
11	1	2:36.894		29.692	1:18.362	48.840	180.3	27:19.587
12	1	2:21.778		30.787	1:08.096	42.895	159.0	29:41.365
13	1	2:24.637		30.752	1:09.058	44.827	141.7	32:06.002
14	1	3:34.822	B	31.270	1:38.671	1:24.881	148.3	35:40.824

289 Ford Falcon

1. Jaap VAN DER ENDE 1965
2. Martien BIJLEVELD

1	1	2:59.297		1:04.183	1:12.213	42.901		2:59.297
2	1	2:16.831		30.385	1:05.138	41.308	138.1	5:16.128
3	1	2:12.323		28.444	1:03.991	39.888	153.9	7:28.451
4	1	2:11.550		28.199	1:02.706	40.645	165.9	9:40.001
5	1	2:11.441		27.192	1:03.904	40.345	175.4	11:51.442
6	1	2:11.685		27.453	1:02.771	41.461	172.7	14:03.127

337 Porsche 2,5 ST

1. Piero DAL MASO 1971
2. José CARVALHOSA
3. Nuno NUNES

1	1	3:32.546		1:30.771	1:14.053	47.722		3:32.546
2	1	2:20.193		30.338	1:07.470	42.385	152.4	5:52.739
3	1	2:22.221		31.364	1:08.050	42.807	174.9	8:14.960
4	1	2:14.076		27.717	1:05.332	41.027	190.2	10:29.036
5	1	2:23.251		29.455	1:12.808	40.988	170.3	12:52.287
6	1	2:12.198		27.147	1:04.427	40.624	191.9	15:04.485
7	1	2:31.625	B	30.655	1:07.309	53.661	167.7	17:36.110
8	1	4:23.069		2:29.331	1:11.389	42.349		21:59.179
9	1	2:12.663		27.713	1:03.856	41.094	192.5	24:11.842
10	1	2:11.160		27.162	1:03.226	40.772	195.3	26:23.002
11	1	2:09.496		27.158	1:02.380	39.958	197.4	28:32.498
12	1	2:21.111		30.510	1:08.833	41.768	192.2	30:53.609
13	1	2:44.311	B	28.653	1:07.948	1:07.710	164.2	33:37.920

357 Porsche 911 2.8 RSR

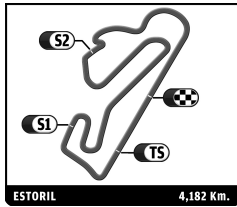
1. Nuno NUNES 1976
2. Piero DAL MASO
3. José CARVALHOSA

1	1	3:18.597		1:24.352	1:10.408	43.837		3:18.597
2	1	2:14.403		27.540	1:04.765	42.098	171.1	5:33.000
3	1	2:07.154		26.144	1:01.805	39.205	195.3	7:40.154
4	1	2:06.076		25.605	1:01.364	39.107	206.6	9:46.230
5	1	2:28.591	B	27.527	1:06.767	54.297	196.3	12:14.821
6	1	6:01.464		4:07.234	1:11.290	42.940		18:16.285
7	1	2:18.521		32.359	1:05.791	40.371	161.3	20:34.806
8	1	2:11.031		27.864	1:03.606	39.561	191.2	22:45.837
9	1	2:11.156		27.357	1:03.579	40.220	185.4	24:56.993
10	1	2:12.598		28.337	1:03.802	40.459	196.7	27:09.591
11	1	2:10.329		26.638	1:03.618	40.073	197.0	29:19.920
12	1	3:04.166	B	33.275	1:23.238	1:07.653	196.7	32:24.086

501 Ford Escort RS2000

1. Carlos DIAS PEDRO 1976
2. Ricardo PEREIRA

1	1	3:50.928		2:02.984	1:07.162	40.782		3:50.928
2	1	2:10.526		26.874	1:03.122	40.530	178.8	6:01.454
3	1	2:11.203		28.120	1:02.227	40.856	182.4	8:12.657
4	1	2:11.606		27.775	1:02.901	40.930	180.0	10:24.263
5	1	2:17.190		31.208	1:03.799	42.183	170.8	12:41.453
6	1	2:12.897		28.080	1:03.651	41.166	165.2	14:54.350
7	1	2:26.808	B	30.699	1:04.940	51.169	181.2	17:21.158
8	1	3:51.191		2:06.336	1:04.099	40.756		21:12.349
9	1	2:13.335		27.966	1:04.886	40.483	171.6	23:25.684
10	1	2:10.681		27.555	1:02.495	40.631	180.0	25:36.365
11	1	2:10.439		27.868	1:02.318	40.253	179.1	27:46.804
12	1	2:23.479	B	28.759	1:02.389	52.331	169.8	30:10.283
13	1	4:44.393	B	2:22.998	1:16.860	1:04.535		34:54.676
14	1	3:57.593	B					38:52.269
15	1	8:30.200		6:47.485	1:02.562	40.153		47:22.469



IBERIAN HE - NICHIA CABRAL MEMORIAL

ESTORIL CLASSICS

QUALIFYING 1

Sector Analysis

■ Personal Best ■ Session Best B Crossing the finish line in pit lane

Lap	D	Time	Sector 1	Sector 2	Sector 3	T. Spd	Elapsed	Lap	D	Time	Sector 1	Sector 2	Sector 3	T. Spd	Elapsed
16	1	2:09.178	26.707	1:02.531	39.940	193.6	49:31.647	1	1	4:07.810	1:57.669	1:21.646	48.495		4:07.810
17	1	2:09.481	26.995	1:02.131	40.355	192.5	51:41.128	2	1	2:35.517	32.807	1:14.638	48.072	146.6	6:43.327
18	1	2:11.002	26.673	1:03.602	40.727	196.0	53:52.130	3	1	2:35.494	32.107	1:15.185	48.202	147.0	9:18.821
518 Ford Escort RS 2000 1. Luis Pedro LIBERAL 1976								4 1 2:41.405 34.464 1:18.651 48.290 141.7 12:00.226 5 1 2:53.282B 35.449 1:19.904 57.929 139.7 14:53.508 6 1 4:17.867 2:15.216 1:14.237 48.414 19:11.375 7 1 2:33.898 32.067 1:14.778 47.053 147.6 21:45.273 8 1 2:35.278 32.057 1:14.792 48.429 147.4 24:20.551 9 1 2:33.051 32.488 1:13.772 46.791 151.4 26:53.602 10 1 2:34.114 33.207 1:14.394 46.513 153.7 29:27.716 11 1 2:32.462 31.355 1:14.010 47.097 153.1 32:00.178 12 1 2:51.987B 31.399 1:17.280 1:03.308 152.9 34:52.165 13 1 12:49.398 ... 1:13.766 46.855 47:41.563 14 1 2:32.445 31.854 1:13.678 46.913 154.1 50:14.008 15 1 2:31.351 31.600 1:12.901 46.850 150.6 52:45.359							
1	1	4:15.968B	1:58.803	1:19.854	57.311		4:15.968								
2	1	4:01.379	2:03.700	1:13.763	43.916		8:17.347								
3	1	2:20.149	32.987	1:05.124	42.038	129.1	10:37.496								
4	1	2:20.315	29.615	1:06.209	44.491	161.8	12:57.811								
5	1	2:17.843	28.623	1:07.120	42.100	157.9	15:15.654								
6	1	2:21.082	30.913	1:08.401	41.768	153.5	17:36.736								
7	1	2:20.969	29.140	1:08.020	43.809	162.3	19:57.705								
8	1	2:29.369B	28.706	1:06.936	53.727	157.7	22:27.074								
9	1	2:36.848	53.010	1:03.795	40.043		25:03.922								
10	1	2:09.526	27.214	1:02.021	40.291	187.6	27:13.448								
11	1	2:09.615	26.906	1:02.717	39.992	176.8	29:23.063								
12	1	2:10.222	28.201	1:01.828	40.193	174.6	31:33.285								
13	1	2:46.993B	27.185	1:15.682	1:04.126	182.4	34:20.278								

Lap	D	Time	Sector 1	Sector 2	Sector 3	T. Spd	Elapsed
520 Datsun 1200 1. Francisco FREITAS Spirit 2. Guillermo VELASCO							
1	1	2:36.906	39.846	1:12.313	44.747		2:36.906
2	1	2:26.213	30.669	1:11.064	44.480	155.9	5:03.119
3	1	2:24.805	30.082	1:10.293	44.430	157.7	7:27.924
4	1	2:42.323B	30.690	1:15.598	56.035	157.9	10:10.247
5	1	6:05.695	3:47.906	1:24.804	52.985		16:15.942
6	1	2:42.678	35.917	1:17.558	49.203	132.2	18:58.620
7	1	2:40.241	34.829	1:17.556	47.856	135.3	21:38.861
8	1	2:41.351	33.848	1:17.754	49.749	143.9	24:20.212
9	1	2:40.420	34.635	1:17.341	48.444	140.1	27:00.632
10	1	2:36.809	33.277	1:16.139	47.393	148.2	29:37.441
11	1	2:39.909	35.756	1:16.736	47.417	148.7	32:17.350
12	1	3:36.845B	37.598	1:26.328	1:32.919	146.2	35:54.195

Lap	D	Time	Sector 1	Sector 2	Sector 3	T. Spd	Elapsed
545 BMW 1600 TI 1. François GUERIN 1971 2. Pedro GORDO							
1	1	3:32.185	1:33.353	1:12.485	46.347		3:32.185
2	1	2:26.746	30.038	1:11.893	44.815	172.7	5:58.931
3	1	2:25.407	30.287	1:11.798	43.322	172.1	8:24.338
4	1	2:21.501	29.044	1:09.172	43.285	179.4	10:45.839
5	1	2:21.438	28.998	1:09.572	42.868	180.6	13:07.277
6	1	2:36.000B	29.426	1:09.490	57.084	173.5	15:43.277
7	1	5:06.026	3:02.335	1:16.362	47.329		20:49.303
8	1	2:23.513	30.532	1:09.970	43.011	172.7	23:12.816
9	1	2:21.044	29.551	1:08.799	42.694	176.8	25:33.860
10	1	2:21.633	29.477	1:09.661	42.495	175.4	27:55.493
11	1	2:20.321	28.937	1:08.834	42.550	180.9	30:15.814
12	1	2:20.384	29.170	1:08.702	42.512	180.3	32:36.198
13	1	3:25.856B	32.657	1:17.300	1:35.899	148.5	36:02.054
14	1	11:38.799	9:43.781	1:12.079	42.939		47:40.853
15	1	2:23.481	29.035	1:09.955	44.491	180.9	50:04.334
16	1	2:20.640	29.305	1:08.709	42.626	179.4	52:24.974
17	1	2:21.481	30.291	1:08.907	42.283	180.9	54:46.455

Lap	D	Time	Sector 1	Sector 2	Sector 3	T. Spd	Elapsed
584 Datsun 1200 1. Tomás PINTO DE ABREU Spirit 2. Francisco PINTO DE ABREU							