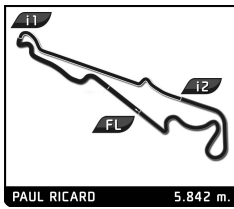


**THE GREATEST'S TROPHY**  
**DIX MILLE TOURS**  
**RACE 1**

**Sector Analysis**

— Invalidated Lap    ■ Personal Best    ■ Session Best    **B** Crossing the finish line in the pit lane

Lap	D	Time	Sector 1	Sector 2	Sector 3	T.Spd	Elapsed	Lap	D	Time	Sector 1	Sector 2	Sector 3	T.Spd	Elapsed	
FERRARI 250 GT Berlinetta 1960																
<b>5</b>	1. Alain VÖGELE							GTS7B								
1	1	3:06.334	58.741	52.452	1:15.141		3:06.334	6	1	2:33.373	41.586	46.568	1:05.219	202.6	15:31.881	
2	1	2:55.926	48.656	52.565	1:14.705	179.7	6:02.260	7	1	2:36.123	41.291	48.764	1:06.068	208.9	18:08.004	
3	1	2:52.040	47.655	51.595	1:12.790	177.0	8:54.300	8	1	2:34.335	41.472	46.933	1:05.930	209.7	20:42.339	
4	1	2:50.631	46.487	50.781	1:13.363	185.6	11:44.931	9	1	<span style="background-color: green;">2:33.166</span>	<span style="background-color: purple;">41.233</span>	46.607	1:05.326	212.2	23:15.505	
5	1	2:52.068	47.894	52.213	1:11.961	181.5	14:36.999	10	1	2:35.583	42.368	46.698	1:06.517	197.4	25:51.088	
6	1	2:50.120	46.811	50.578	1:12.731	188.2	17:27.119	11	1	2:34.670	42.511	47.003	1:05.156	195.7	28:25.758	
7	1	2:49.784	46.284	51.472	1:12.028	184.6	20:16.903	12	1	2:35.848	43.393	46.593	1:05.862	194.2	31:01.606	
8	1	2:49.451	45.953	51.020	1:12.478	186.2	23:06.354	13	1	2:36.767	42.750	47.566	1:06.451	172.8	33:38.373	
9	1	2:48.911	46.204	51.081	1:11.626	191.5	25:55.265	14	1	2:34.863		1:06.105	193.9	36:13.236		
10	1	2:48.403	45.782	50.625	1:11.996	192.2	28:43.668									
11	1	2:47.718	45.633	50.851	1:11.234	191.8	31:31.386									
12	1	2:47.272	45.683	<span style="background-color: green;">49.869</span>	1:11.720	172.2	34:18.658									
13	1	<span style="background-color: green;">2:46.246</span>	<span style="background-color: green;">45.381</span>	49.972	<span style="background-color: green;">1:10.893</span>	197.1	37:04.904									
ASTON MARTIN DB4 GT Zagato (C) 1962																
<b>6</b>	1. Marek REICHMAN							INV								
2. Paul SPIRES																
1	1	3:09.011					3:09.011	1	1	3:22.170	1:05.851	57.898	1:18.421		3:22.170	
2	1	2:58.266					6:07.277	2	1	3:08.425	51.715	58.318	1:18.392	148.1	6:30.595	
3	1	2:57.763					9:05.040	3	1	3:05.506	51.907	56.675	1:16.924	143.2	9:36.101	
4	1	2:56.248					12:01.288	4	1	3:03.964	50.464	56.442	1:17.058	154.5	12:40.065	
5	1	2:55.381					14:56.669	5	1	3:03.246	50.485	55.300	1:17.461	166.2	15:43.311	
6	1	2:54.300					17:50.969	6	1	3:02.051	50.950	54.742	1:16.359	149.2	18:45.362	
7	1	2:56.221					20:47.190	7	1	2:59.835	50.378	<span style="background-color: green;">55.416</span>	<span style="background-color: green;">1:14.041</span>	163.6	21:45.197	
8	1	2:54.065					23:41.255	8	1	<span style="background-color: green;">2:58.818</span>	<span style="background-color: green;">49.878</span>	<span style="background-color: green;">54.345</span>	1:14.595	152.1	24:44.015	
9	1	2:54.049					26:35.304	9	1	3:01.127	50.170	55.944	1:15.013	156.7	27:45.142	
10	1	<span style="background-color: green;">2:52.743</span>					29:28.047	10	1	3:02.484	50.313	55.869	1:16.302	157.7	30:47.626	
11	1	2:53.999					32:22.046	11	1	3:01.971	50.759	54.870	1:16.342	146.5	33:49.597	
12	1	2:54.043					35:16.089	12	1	3:00.127	50.152	54.666	1:15.309	167.4	36:49.724	
13	1	2:53.482					38:09.571									
JAGUAR Type E 3.8L Lightweight 1963																
<b>14</b>	1. Carlos MONTEVERDE							GTS12								
2. Gary PEARSON																
1	1	2:40.290	47.938	<span style="background-color: green;">46.218</span>	<span style="background-color: green;">1:06.134</span>		2:40.290	1	1	3:21.086	1:04.205	57.732	1:19.149		3:21.086	
2	1	2:39.053	43.580	48.033	1:07.440	207.3	5:19.343	2	1	3:07.798	50.799	58.041	1:18.958	159.1	6:28.884	
3	1	2:36.305	42.928	47.214	1:06.163	193.5	7:55.648	3	1	3:05.249	50.335	57.471	1:17.443	156.5	9:34.133	
4	1	2:36.360	42.708	47.299	1:06.353	205.7	10:32.008	4	1	3:03.687	49.905	56.770	1:17.012	167.4	12:37.820	
5	1	<span style="background-color: green;">2:35.786</span>	<span style="background-color: green;">42.274</span>	47.055	1:06.457	216.4	13:07.794	5	1	3:03.646	49.617	56.083	1:17.946	166.9	15:41.466	
6	1	2:36.471	42.757	47.049	1:06.665	209.3	15:44.265	6	1	3:02.159	49.851	55.685	1:16.623	162.2	18:43.625	
7	1	2:38.251	44.007	47.175	1:07.069	195.3	18:22.516	7	1	3:03.317	50.149	57.121	1:16.047	170.6	21:46.942	
8	1	2:37.637	43.002	47.643	1:06.992	204.2	21:00.153	8	1	3:01.519	49.490	55.831	1:16.198	163.9	24:48.461	
9	1	2:38.780	43.081	47.655	1:08.044	210.1	23:38.933	9	1	3:02.647	50.030	56.924	1:15.693	165.9	27:51.108	
10	1	2:40.566	43.800	48.485	1:08.281	195.7	26:19.499	10	1	3:01.159	49.855	55.806	1:15.498	167.7	30:52.267	
11	1	2:40.058	44.020	48.106	1:07.932	203.4	28:59.557	11	1	3:01.444	49.034	56.653	1:15.757	166.2	33:53.711	
12	1	2:40.850	43.620	48.284	1:08.946	205.3	31:40.407	12	1	<span style="background-color: green;">2:59.831</span>	<span style="background-color: green;">48.778</span>	<span style="background-color: green;">55.638</span>	<span style="background-color: green;">1:15.415</span>	170.6	36:53.542	
13	1	2:42.501	45.247	49.184	1:08.070	166.7	34:22.908									
14	1	2:41.695	44.595	48.409	1:08.691	193.5	37:04.603									
JAGUAR Type E 3.8L Lightweight 1963																
<b>17</b>	1. Lukas HALUSA							GTS12								
2. Martin HALUSA																
1	1	2:37.690	46.645	<span style="background-color: green;">46.178</span>	<span style="background-color: purple;">1:04.867</span>		2:37.690	1	1	3:14.407	1:02.177	56.104	1:16.126		3:14.407	
2	1	2:34.973	41.768	47.004	1:06.201	214.7	5:12.663	2	1	3:02.273	49.004	55.462	1:17.807	182.7	6:16.680	
3	1	2:36.352	42.522	47.270	1:06.560	205.7	7:49.015	3	1	2:59.564	49.435	54.696	1:15.433	184.9	9:16.244	
4	1	2:35.625	42.496	47.048	1:06.081	207.7	10:24.640	4	1	3:03.931	49.648	55.946	1:18.337	180.9	12:20.175	
5	1	2:33.868	41.717	46.490	1:05.661	199.3	12:58.508	5	1	2:59.932	49.679	55.211	1:15.042	179.1	15:20.107	
TOJEIRO Climax 1100 1958																
<b>40</b>	1. Albert STREMINSKI							TSRC2B								
1	1	3:14.407	1:02.177	56.104	1:16.126		3:14.407	6	1	3:02.331	49.953	55.524	1:16.854	181.8	18:22.438	
2	1	3:02.273	49.004	55.462	1:17.807	182.7	6:16.680	7	1	2:59.423	48.731	54.593	1:16.099	181.5	21:21.861	
3	1	2:59.564	49.435	54.696	1:15.433	184.9	9:16.244	8	1	2:58.136	49.134	54.135	1:14.867	180.9	24:19.997	
4	1	3:03.931	49.648	55.946	1:18.337	180.9	12:20.175	9	1	2:59.023	48.827	54.610	1:15.586	180.0	27:19.020	
5	1	2:59.932	49.679	55.211	1:15.042	179.1	15:20.107	10	1	<span style="background-color: green;">2:56.867</span>	48.319	54.073	<span style="background-color: green;">1:14.475</span>	181.2	30:15.887	
6	1	3:02.331	49.953	55.524	1:16.854	181.8	18:22.438	11	1	2:58.621	49.106	<span style="background-color: green;">54.042</span>	1:15.473	175.3	33:14.508	
7	1	2:59.423	48.731	54.593	1:16.099	181.5	21:21.861	12	1	2:59.045	<span style="background-color: green;">48.221</span>	55.431	1:15.393	184.6	36:13.553	
8	1	2:58.136	49.134	54.135	1:14.867	180.9	24:19.997									
9	1	2:59.023	48.827	54.610	1:15.586	180.0	27:19.020									
10	1	<span style="background-color: green;">2:56.867</span>	48.319	54.073	<span style="background-color: green;">1:14.475</span>	181.2	30:15.887									
11	1	2:58.621	49.106	<span style="background-color: green;">54.042</span>	1:15.473	175.3	33:14.508									
12	1	2:59.045	<span style="background-color: green;">48.221</span>	55.431	1:15.393	184.6	36:13.553									
FERRARI 275 GTB 4 1966																
<b>41</b>	1. Jan GIJZEN							GTS12								

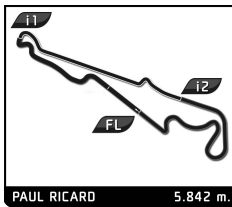


**THE GREATEST'S TROPHY**  
**DIX MILLE TOURS**  
**RACE 1**

**Sector Analysis**

— Invalidated Lap    ■ Personal Best    ■ Session Best    B Crossing the finish line in the pit lane

Lap	D	Time	Sector 1	Sector 2	Sector 3	T.Spd	Elapsed	Lap	D	Time	Sector 1	Sector 2	Sector 3	T.Spd	Elapsed
43 1.Jean CLEMENT BIZZARRINI 5300 GT 1965 TSRC12															
1	1	2:51.357	51.219	49.381	1:10.757		2:51.357	1	1	3:07.271	59.128	53.193	1:14.950		3:07.271
2	1	2:47.846	45.870	50.267	1:11.709	202.2	5:39.203	2	1	2:55.797	48.184	53.147	1:14.466	181.2	6:03.068
3	1	2:47.994	46.159	50.361	1:11.474	201.1	8:27.197	3	1	2:52.754	47.837	52.343	1:12.574	175.3	8:55.822
4	1	2:48.021	46.583	50.159	1:11.279	208.5	11:15.218	4	1	2:52.087	47.705	51.892	1:12.490	170.3	11:47.909
5	1	2:44.263	44.928	49.373	1:09.962	203.0	13:59.481	5	1	2:52.994	48.148	52.195	1:12.651	174.8	14:40.903
6	1	2:44.517	44.674	49.376	1:10.467	190.8	16:43.998	6	1	2:52.314	47.337	52.497	1:12.480	171.7	17:33.217
7	1	2:43.526	45.125	48.898	1:09.503	200.7	19:27.524	7	1	2:52.064	47.356	52.416	1:12.292	190.1	20:25.281
8	1	2:42.930	44.656	48.631	1:09.643	177.0	22:10.454	8	1	2:48.975	46.312	50.623	1:12.040	184.6	23:14.256
9	1	2:43.363	44.617	48.959	1:09.787	200.7	24:53.817	9	1	2:52.124	47.591	50.831	1:13.702	162.2	26:06.380
10	1	2:42.858	45.033	49.151	1:08.674	197.1	27:36.675	10	1	2:52.533	47.395	52.864	1:12.274	185.9	28:58.913
11	1	2:40.964	43.918	48.131	1:08.915	203.8	30:17.639	49 1.Hipolito PIRES 2.Tiago RAPOSO PORSCHE 904 GTS 1964 GTP11							
12	1	2:45.819	46.182	49.518	1:10.119	167.4	33:03.458	1	1	2:59.307	52.807	52.834	1:13.666		2:59.307
13	1	2:43.318	44.144	49.131	1:10.043	200.0	35:46.776	2	1	2:56.736	47.041	54.444	1:15.251	195.7	5:56.043
14	1	2:41.067	44.062	48.230	1:08.775	203.0	38:27.843	3	1	2:53.680	47.909	52.276	1:13.495	189.8	8:49.723
45 1.Carlo VÖGELE ALFA ROMEO Giulia TZ 1964 GTS10															
1	1	2:56.757	52.324	51.507	1:12.926		2:56.757	4	1	2:54.648	47.662	52.659	1:14.327	184.6	11:44.371
2	1	2:51.140	46.812	51.617	1:12.711	196.4	5:47.897	5	1	2:52.442	48.103	52.335	1:12.004	191.8	14:36.813
3	1	2:48.933	46.010	51.271	1:11.652	193.9	8:36.830	6	1	2:51.692	48.145	51.170	1:12.377	191.2	17:28.505
4	1	2:47.430	46.070	50.117	1:11.243	197.4	11:24.260	7	1	2:51.206	46.290	53.206	1:11.710	187.2	20:19.711
5	1	2:48.286	46.297	50.579	1:11.410	193.9	14:12.546	8	1	2:49.090	46.467	51.365	1:11.258	187.8	23:08.801
6	1	2:47.624	47.114	50.091	1:10.419	186.9	17:00.170	9	1	3:03.689	1:00.519	52.165	1:11.005	190.1	26:12.490
7	1	2:43.755	44.728	49.597	1:09.430	196.7	19:43.925	10	1	2:52.304	47.128	51.674	1:13.502	193.2	29:04.794
8	1	2:42.780	44.843	49.727	1:08.210	187.8	22:26.705	11	1	3:06.197	58.984	53.847	1:13.366	189.5	32:10.991
9	1	2:43.393	44.688	49.645	1:09.060	201.9	25:10.098	12	1	2:52.807	47.308	53.123	1:12.376	182.4	35:03.798
10	1	2:42.644	44.328	49.664	1:08.652	200.0	27:52.742	13	1	2:56.314	48.635	52.582	1:15.097	184.9	38:00.112
11	1	2:43.281	45.652	48.763	1:08.866	202.6	30:36.023	52 1.Peter MUELDER 2.Christian TRABER BIZZARRINI 5300 GT 1965 TSRC12							
12	1	2:42.404	44.396	48.842	1:09.166	198.2	33:18.427	1	1	3:01.687	56.717	51.521	1:13.449		3:01.687
13	1	2:42.606	44.907	49.261	1:09.438	202.2	36:02.033	2	1	2:51.813	47.079	51.640	1:13.094	184.9	5:53.500
14	1	2:44.107	44.815	48.821	1:10.471	197.4	38:46.140	3	1	2:47.867	45.761	50.757	1:11.349	188.2	8:41.367
46 1.Christian BOURIEZ BIZZARRINI 5300 GT 1965 TSRC12															
1	1	2:46.725	51.346	48.099	1:07.280		2:46.725	4	1	2:45.848	45.462	50.000	1:10.386	184.3	11:27.215
2	1	2:41.292	43.836	48.537	1:08.919	189.8	5:28.017	5	1	2:45.369	45.194	50.327	1:09.848	206.9	14:12.584
3	1	2:39.974	44.176	47.574	1:08.224	186.5	8:07.991	6	1	2:45.460	46.460	49.156	1:09.844	189.1	16:58.044
4	1	2:41.005	43.713	48.390	1:08.902	206.9	10:48.996	7	1	2:43.122	44.864	49.065	1:09.193	186.5	19:41.166
5	1	2:40.526	43.832	48.504	1:08.190	196.4	13:29.522	8	1	2:44.593	44.612	50.164	1:09.817	180.3	22:25.759
6	1	2:40.196	44.438	47.299	1:08.459	200.0	16:09.718	9	1	2:43.452	45.021	49.139	1:09.292	188.8	25:09.211
7	1	2:39.588	43.904	47.963	1:07.721	189.5	18:49.306	10	1	2:43.772	44.384	49.755	1:09.633	193.2	27:52.983
8	1	2:45.350	45.563	50.506	1:09.281	186.2	21:34.656	11	1	2:43.548	46.457	48.370	1:08.721	210.9	30:36.531
9	1	2:41.140	44.008	48.616	1:08.516	192.9	24:15.796	12	1	2:42.169	44.787	48.920	1:08.462	171.7	33:18.700
10	1	2:40.470	44.143	47.989	1:08.338	189.5	26:56.266	13	1	2:45.347	45.581	49.889	1:09.877	193.5	36:04.047
11	1	2:40.692	44.063	48.068	1:08.561	186.2	29:36.958	14	1	2:42.211	44.308	48.233	1:09.670	198.9	38:46.258
12	1	2:40.073	44.250	47.940	1:07.883	185.9	32:17.031	54 1.Wolf ZWEIFLER LISTER Chevrolet Knobby 1958 TSRC6B							
13	1	2:40.291	44.435	47.283	1:08.573	178.5	34:57.322	1	1	3:09.818					3:09.818
14	1	2:39.938	44.086	47.883	1:07.969	184.6	37:37.260	2	1	3:00.283					6:10.101
								3	1	2:58.839					9:08.940
								4	1	2:53.346					12:02.286
								5	1	2:55.067					14:57.353
								6	1	2:54.252					17:51.605
								7	1	2:56.812					20:48.417
								8	1	2:53.169					23:41.586



**THE GREATEST'S TROPHY**  
**DIX MILLE TOURS**  
**RACE 1**

**Sector Analysis**

— Invalidated Lap    ■ Personal Best    ■ Session Best    B Crossing the finish line in the pit lane

Lap	D	Time	Sector 1	Sector 2	Sector 3	T.Spd	Elapsed	Lap	D	Time	Sector 1	Sector 2	Sector 3	T.Spd	Elapsed
9	1	2:49.989					26:31.575	2	1	3:07.329	50.370	57.160	1:19.799	163.9	6:26.609
10	1	2:52.115					29:23.690	3	1	3:05.179	49.679	57.082	1:18.418	165.9	9:31.788
11	1	2:52.655					32:16.345	4	1	3:04.336	49.367	56.681	1:18.288	172.2	12:36.124
12	1	2:49.992					35:06.337	5	1	3:04.947	49.547	56.407	1:18.993	171.4	15:41.071
13	1	2:52.048					37:58.385	6	1	3:05.266	49.373	56.414	1:19.479	167.7	18:46.337

**60** 1.Peter VÖGELE  
PORSCHE RSK 718-60 Spyder 1960  
TSRC4B

1	1	3:00.061	54.582	51.893	1:13.586		3:00.061
2	1	2:52.553	47.170	52.571	1:12.812	184.9	5:52.614
3	1	2:47.974	45.596	51.104	1:11.274	189.8	8:40.588
4	1	2:45.955	45.093	50.306	1:10.556	194.6	11:26.543
5	1	2:49.275	47.472	51.362	1:10.441	190.5	14:15.818
6	1	2:46.239	45.512	49.903	1:10.824	196.0	17:02.057
7	1	2:45.109	45.410	49.489	1:10.210	194.2	19:47.166
8	1	2:44.730	45.034	49.698	1:09.998	200.0	22:31.896
9	1	2:44.665	44.392	50.513	1:09.760	196.0	25:16.561
10	1	2:44.757	44.816	49.824	1:10.117	198.9	28:01.318
11	1	2:45.940	44.734	50.738	1:10.468	198.5	30:47.258
12	1	2:44.563	45.106	49.877	1:09.580	179.1	33:31.821
13	1	2:45.889	44.242	52.231	1:09.416	201.1	36:17.710

**62** 1.Marcus LINDKVIST  
FERRARI 250 GT Berlinetta 1961  
GTS7

1	1	2:56.837	53.916	50.112	1:12.809		2:56.837
2	1	2:50.218	47.043	50.663	1:12.512	194.9	5:47.055
3	1	2:48.705	46.347	50.237	1:12.121	195.3	8:35.760
4	1	2:47.327	46.627	49.371	1:11.329	196.0	11:23.087
5	1	2:48.872	46.954	50.008	1:11.910	170.1	14:11.959
6	1	2:49.090	46.516	49.322	1:13.252	190.5	17:01.049
7	1	2:46.282	45.797	49.486	1:10.999	188.5	19:47.331
8	1	2:46.146	45.780	50.009	1:10.357	188.8	22:33.477
9	1	2:44.929	45.160	49.189	1:10.580	198.5	25:18.406
10	1	2:43.844	45.014	48.775	1:10.055	197.1	28:02.250
11	1	2:45.290	44.731	49.506	1:11.053	197.8	30:47.540
12	1	2:44.052	45.440	48.792	1:09.820	160.5	33:31.592
13	1	2:45.826	45.427	50.041	1:10.358	202.6	36:17.418

**63** 1.Roderick JACK  
FERRARI 250 GT Berlinetta 1960  
GTS7B

1	1	3:03.924	57.565	51.971	1:14.388		3:03.924
2	1	2:54.549	48.287	52.087	1:14.175	186.9	5:58.473
3	1	2:53.657	47.992	51.717	1:13.948	198.2	8:52.130
4	1	2:49.938	46.217	50.728	1:12.993	198.5	11:42.068
5	1	2:53.567	48.181	52.382	1:13.004	202.6	14:35.635
6	1	2:48.577	45.914	50.968	1:11.695	197.4	17:24.212
7	1	2:48.130	45.782	50.453	1:11.895	193.5	20:12.342
8	1	2:48.705	45.973	50.666	1:12.066	197.1	23:01.047
9	1	2:48.390	45.323	50.517	1:12.550	197.8	25:49.437
10	1	2:49.023	46.211	51.062	1:11.750	195.3	28:38.460
11	1	2:47.946	45.469	50.568	1:11.909	196.7	31:26.406
12	1	2:48.449	46.651	49.756	1:12.042	175.0	34:14.855
13	1	2:47.980	46.686	49.475	1:11.819	193.2	37:02.835

**65** 1.Antonio CARRISI  
2.Jean-Luc PAPAUX  
ALFA ROMEO Giulietta SZ Coda Tronca 1962  
GTS9

1	1	3:19.280	1:03.237	56.844	1:19.199		3:19.280
---	---	----------	----------	--------	----------	--	----------

**67** 1.Jean-Luc PAPAUX  
2.Roberto RESTELLI  
ALFA ROMEO Giulia TZ 1964  
GTS10

1	1	10:30.968	8:15.662	57.343	1:17.963		10:30.968
2	1	2:57.775	48.624	54.468	1:14.683	175.9	13:28.743
3	1	2:58.828	48.942	55.157	1:14.729	174.5	16:27.571
4	1	2:57.412	48.565	54.403	1:14.444	177.3	19:24.983
5	1	2:58.075	48.603	54.719	1:14.753	177.0	22:23.058
6	1	3:00.008	49.869	54.643	1:15.496	173.6	25:23.066
7	1	2:57.515	48.354	54.466	1:14.695	174.8	28:20.581
8	1	2:55.654	48.489	53.727	1:13.438	175.6	31:16.235
9	1	2:55.281	47.964	53.641	1:13.676	175.3	34:11.516
10	1	2:59.953	50.986	54.787	1:14.180	175.3	37:11.469

**82** 1.François FOUQUET-HATE  
DB HBR 1958  
GT3

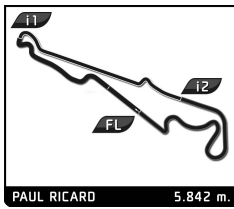
1	1	3:49.413	1:16.708	1:06.731	1:25.974		3:49.413
2	1	3:29.649	55.546	1:07.502	1:26.601	133.0	7:19.062
3	1	3:30.445	55.927	1:06.249	1:28.269	133.3	10:49.507
4	1	3:31.019	56.355	1:06.921	1:27.743	132.2	14:20.526
5	1	3:29.110	55.774	1:06.359	1:26.977	133.0	17:49.636
6	1	3:29.337	56.079	1:05.807	1:27.451	133.5	21:18.973
7	1	3:28.970	56.177	1:06.325	1:26.468	132.4	24:47.943
8	1	3:30.828	58.004	1:06.015	1:26.809	134.7	28:18.771
9	1	3:28.643	56.241	1:06.789	1:25.613	133.7	31:47.414
10	1	3:29.385	55.836	1:06.501	1:27.048	135.2	35:16.799
11	1	3:27.842	55.338	1:06.166	1:26.338	133.8	38:44.641

**88** 1.Christian TRABER  
2.Nicolas TRABER  
FIAT 8V Zagato 1953  
GTS6A

1	1	3:28.482	1:09.087	58.894	1:20.501		3:28.482
2	1	3:12.270	51.782	1:00.528	1:19.960	157.9	6:40.752
3	1	3:12.092	51.795	58.298	1:21.999	150.4	9:52.844
4	1	3:15.163	54.107	59.311	1:21.745	143.2	13:08.007
5	1	3:11.348	53.008	59.083	1:19.257	150.2	16:19.355
6	1	3:11.845	51.891	59.112	1:20.842	152.1	19:31.200
7	1	3:10.952	52.202	58.897	1:19.853	153.4	22:42.152
8	1	3:11.600	51.330	58.196	1:22.074	157.0	25:53.752
9	1	3:12.525	51.128	59.094	1:22.303	157.2	29:06.277
10	1	3:11.115	52.009	59.440	1:19.666	156.1	32:17.392
11	1	3:11.770	51.767	58.926	1:21.077	155.4	35:29.162
12	1	3:08.989	51.898	58.191	1:18.900	153.8	38:38.151

**98** 1.Leon EBELING  
2.FRED  
BIZZARRINI 5300 GT 1965  
TSRC12

1	1	2:40.760	48.814	45.486	1:06.460		2:40.760
---	---	----------	--------	--------	----------	--	----------



**THE GREATEST'S TROPHY**  
**DIX MILLE TOURS**  
**RACE 1**

**Sector Analysis**

— Invalidated Lap    ■ Personal Best    ■ Session Best    B Crossing the finish line in the pit lane

Lap	D	Time	Sector 1	Sector 2	Sector 3	T.Spd	Elapsed	Lap	D	Time	Sector 1	Sector 2	Sector 3	T.Spd	Elapsed
2	1	2:36.696	43.400	46.683	1:06.613	198.5	5:17.456	9	1	3:00.726	48.802	55.172	1:16.752	172.2	27:24.590
3	1	2:36.087	43.283	46.468	1:06.336	185.2	7:53.543	10	1	3:00.494	48.962	54.542	1:16.990	173.1	30:25.084
4	1	2:34.467	42.686	45.710	1:06.071	198.5	10:28.010	11	1	3:01.406	48.646	55.092	1:17.668	169.8	33:26.490
5	1	2:33.555	42.359	45.463	1:05.733	202.2	13:01.565	12	1	3:01.756	48.882	56.661	1:16.213	174.8	36:28.246
6	1	2:32.751	41.730	45.604	1:05.417	201.1	15:34.316								
7	1	2:34.496	41.946	46.237	1:06.313	200.7	18:08.812								
8	1	2:35.569	42.483	45.958	1:07.128	184.3	20:44.381								

**124** BIZZARRINI 5300 GT 1965  
TSRC12

1. Luis DELSO  
2. Carlos DE MIGUEL

1	1	3:03.065	55.475	52.220	1:15.370		3:03.065
2	1	2:51.230	47.075	50.967	1:13.188	201.5	5:54.295
3	1	2:47.934	46.335	49.861	1:11.738	177.0	8:42.229
4	1	2:45.447	45.421	49.731	1:10.295	187.2	11:27.676
5	1	2:46.912	46.892	50.142	1:09.878	189.1	14:14.588
6	1	3:03.524	45.736	49.766	1:28.022	182.1	17:18.112

**127** AC Bristol Le Mans 1957  
GTS6B

1. Dominique POELS  
2. Patrick VEYRAT

1	1	3:59.013	1:18.663	1:08.850	1:31.500		3:59.013
2	1	3:39.556	1:00.644	1:07.242	1:31.670	133.7	7:38.569
3	1	3:40.478	1:00.904	1:06.841	1:32.733	143.8	11:19.047
4	1	3:36.184	1:00.549	1:04.255	1:31.380	145.6	14:55.231
5	1	3:34.426	59.425	1:04.189	1:30.812	150.0	18:29.657
6	1	3:33.867	57.920	1:05.256	1:30.691	150.4	22:03.524
7	1	3:32.844	58.356	1:04.753	1:29.735	151.0	25:36.368
8	1	3:31.877	57.136	1:04.777	1:29.964	153.4	29:08.245
9	1	3:30.267	57.882	1:04.037	1:28.348	150.6	32:38.512
10	1	3:27.674	57.398	1:02.276	1:28.000	153.4	36:06.186
11	1	4:00.092	57.479	1:06.797	1:55.816	154.5	40:06.278

**132** PORSCHE 904 GTS 1964  
GTP11

1. Alex BIRKENSTOCK

1	1	3:11.599	1:01.650	53.739	1:16.210		3:11.599
2	1	2:56.863	49.305	51.521	1:16.037	180.6	6:08.462
3	1	2:54.711	48.070	51.624	1:15.017	184.3	9:03.173
4	1	2:53.395	47.644	51.550	1:14.201	193.5	11:56.568
5	1	2:52.120	47.328	51.401	1:13.391	196.4	14:48.688
6	1	2:50.160	47.033	50.152	1:12.975	198.2	17:38.848
7	1	2:51.883	46.636	52.042	1:13.205	200.0	20:30.731
8	1	2:49.018	46.367	50.202	1:12.449	197.4	23:19.749
9	1	2:50.443	46.803	50.788	1:12.852	198.9	26:10.192
10	1	2:49.368	46.592	50.423	1:12.353	200.0	28:59.560
11	1	2:50.093	46.791	50.519	1:12.783	200.0	31:49.653
12	1	2:49.474	46.931	50.517	1:12.026	195.3	34:39.127
13	1	2:48.214	46.298	50.128	1:11.788	198.9	37:27.341

**139** PORSCHE 356 A Zagato Speedster 1958  
GTS5B

1. Michael ROOCK

1	1	3:16.171	1:02.659	56.538	1:16.974		3:16.171
2	1	3:02.239	49.320	55.564	1:17.355	174.2	6:18.410
3	1	3:01.750	49.321	55.067	1:17.362	174.2	9:20.160
4	1	3:02.665	49.461	55.486	1:17.718	172.8	12:22.825
5	1	3:00.629	48.801	55.045	1:16.783	170.9	15:23.454
6	1	2:59.788	48.514	54.804	1:16.470	172.0	18:23.242
7	1	3:00.677	49.479	54.534	1:16.664	173.6	21:23.919
8	1	2:59.945	49.094	54.801	1:16.050	169.0	24:23.864

**220** FERRARI 250 GT Berlinetta 1962  
GTS12

1. Christian DUMOLIN

1	1	3:02.960	56.062	53.154	1:13.744		3:02.960
2	1	3:12.411	48.088	1:08.629	1:15.694	190.1	6:15.371
3	1	2:51.802	46.457	52.778	1:12.567	196.0	9:07.173
4	1	2:50.183	46.900	51.617	1:11.666	193.5	11:57.356
5	1	2:50.220	47.067	50.324	1:12.829	195.3	14:47.576
6	1	2:46.118	46.247	49.859	1:10.012	197.8	17:33.694
7	1	2:49.865	46.135	52.509	1:11.221	202.6	20:23.559
8	1	2:46.066	45.249	50.461	1:10.356	198.5	23:09.625
9	1	2:50.802	46.888	51.208	1:12.706	184.3	26:00.427
10	1	2:49.312	45.749	52.713	1:10.850	195.7	28:49.739
11	1	2:44.181	45.179	49.265	1:09.737	198.9	31:33.920
12	1	2:45.319	44.902	49.505	1:10.912	185.6	34:19.239
13	1	2:46.469	45.587	49.907	1:10.975	196.4	37:05.708