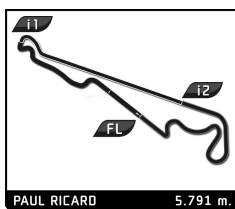


ENDURANCE RACING LEGENDS
DIX MILLE TOURS
RACE 1

Sector Analysis

— Invalidated Lap ■ Personal Best ■ Session Best B Crossing the finish line in the pit lane

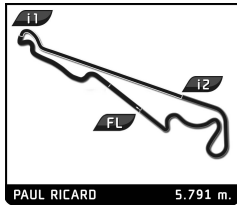
Lap	D	Time	Sector 1	Sector 2	Sector 3	T.Sp	Elapsed	Lap	D	Time	Sector 1	Sector 2	Sector 3	T.Sp	Elapsed	
2	1.Olivier BOUQUET							CHRYSLER Viper GTS/R 1999 GT2A								
	1	1	2:36.979	55.267	34.068	1:07.644		2:36.979	5	1	1:55.474	35.291	29.486	50.697	261.5	10:15.041
	2	1	2:24.037	43.728	33.175	1:07.134	214.3	5:01.016	6	1	2:06.676	36.197	30.685	59.794	263.4	12:21.717
	3	1	2:19.005	43.051	32.876	1:03.078	210.5	7:20.021	7	1	1:58.649	35.777	29.563	53.309	254.1	14:20.366
	4	1	2:17.775	43.195	32.688	1:01.892	219.5	9:37.796	8	1	1:58.803	36.079	29.403	53.321	262.1	16:19.169
	5	1	2:11.534	39.660	32.144	59.730	246.6	11:49.330	9	1	1:58.468	35.184	30.042	53.242	264.1	18:17.637
	6	1	2:14.446	40.211	31.984	1:02.251	231.8	14:03.776	10	1	1:55.916	34.436	29.097	52.383	262.8	20:13.553
	7	1	2:10.060	38.731	31.707	59.622	250.6	16:13.836	11	1	2:13.560	B 35.668	29.869	1:08.023	254.7	22:27.113
	8	1	2:11.621	38.545	31.636	1:01.440	247.1	18:25.457	PANAZO Esperante GTR1 1997 GT1A							
	9	1	2:22.432	40.506	33.390	1:08.536	241.6	20:47.889	1	1	2:21.220	46.417	33.137	1:01.666		2:21.220
	10	1	2:15.374	39.761	31.742	1:03.871	234.3	23:03.263	2	1	2:14.439	40.343	32.259	1:01.837	208.5	4:35.659
	11	1	2:10.998	39.585	31.840	59.573	250.6	25:14.261	3	1	2:11.346	39.547	32.324	59.475	214.3	6:47.005
	12	1	2:08.261	38.169	31.326	58.766	255.9	27:22.522	4	1	2:08.878	38.785	31.759	58.334	216.9	9:55.883
	13	1	2:08.906	38.479	31.329	59.098	254.1	29:31.428	5	1	2:07.369	37.855	31.518	57.996	224.1	11:03.252
	14	1	2:10.273	39.623	32.043	58.607	252.9	31:41.701	6	1	2:05.998	37.413	31.215	57.370	233.8	13:09.250
							PORSCHE 993 GT2 Evo 1998 GT2A									
3	1.Rémi TERRAIL							PORSCHE 996 GT3 RS 2003 GT2B								
	2.Jürg AEBERHARD															
	1	2	2:26.261	51.084	34.290	1:00.887		2:26.261	1	2	2:30.976	52.724	34.058	1:04.194		2:30.976
	2	2	2:10.408	39.460	31.800	59.148	216.9	4:36.669	2	2	2:18.959	42.379	33.643	1:02.937	218.2	4:49.935
	3	2	2:11.393	39.189	32.159	1:00.045	218.6	6:48.062	3	2	2:15.118	40.340	32.983	1:01.795	220.4	7:05.053
	4	2	2:09.436	38.324	31.761	59.351	229.3	8:57.498	4	2	2:13.596	39.988	32.776	1:00.832	227.8	9:18.649
	5	2	2:06.281	38.078	30.884	57.319	233.8	11:03.779	5	2	2:14.755	40.240	33.358	1:01.157	237.4	11:33.404
	6	2	2:06.126	37.557	30.945	57.624	228.8	13:09.905	6	2	2:09.864	38.822	32.153	58.889	235.3	13:43.268
	7	2	2:06.187	38.859	30.911	56.417	240.5	15:16.092	7	2	2:08.239	38.169	31.941	58.129	233.8	15:51.507
	8	2	2:07.828	37.647	31.265	58.916	235.3	17:23.920	8	2	2:07.172	37.507	31.677	57.988	238.9	17:58.679
	9	2	2:13.365	38.847	31.002	1:03.516	213.0	19:37.285	9	2	2:10.155	37.941	31.522	1:00.692	240.5	20:08.834
	10	2	2:14.858	38.501	31.133	1:05.224	240.5	21:52.143	10	2	2:12.834	38.139	31.412	1:03.283	232.8	22:21.668
	11	2	2:05.296	37.345	30.899	57.052	241.1	23:57.439	11	2	2:07.417	37.717	31.781	57.919	238.4	24:29.085
	12	2	2:06.748	37.849	31.125	57.774	231.8	26:04.187	12	2	2:08.453	38.716	31.263	58.474	228.8	26:37.538
13	2	2:03.631	36.854	30.639	56.138	241.1	28:07.818	13	2	2:05.624	37.666	31.317	56.641	234.3	28:43.162	
							FERRARI F430 Evo GTC 2008 GT2B									
5	1.Florent JEAN							LOLA B2K-40 2000 Proto B								
	2.Pierre-Alexander JEAN															
	1	2	2:38.008	1:00.184	34.711	1:03.113		2:38.008	1	1	3:12.656	1:24.484	39.398	1:08.774		3:12.656
	2	2	2:21.300	43.738	33.466	1:04.096	203.0	4:59.308	2	1	2:22.652	42.883	36.201	1:03.568	214.3	5:35.308
	3	2	2:12.685	40.961	32.861	58.863	218.6	7:11.993	3	1	2:18.238	40.929	35.238	1:02.071	224.5	7:53.546
	4	2	2:08.483	39.289	31.813	57.381	225.0	9:20.476	4	1	2:17.133	40.626	35.016	1:01.491	223.1	10:10.679
	5	2	2:10.401	38.850	33.081	58.470	224.5	11:30.877	5	1	2:21.661	43.400	35.689	1:02.572	222.2	12:32.340
	6	2	2:06.548	38.307	31.431	56.810	229.3	13:37.425	6	1	2:17.624	40.230	34.667	1:02.727	223.1	14:49.964
	7	2	2:05.910	38.247	31.355	56.308	226.9	15:43.335	7	1	2:20.144	40.467	34.047	1:05.630	226.9	17:10.108
	8	2	2:04.830	37.776	31.297	55.757	219.1	17:48.165	8	1	2:48.740	1:06.446	36.853	1:05.441	227.8	19:58.848
	9	2	2:10.632	38.829	32.674	59.129	220.4	19:58.797	9	1	2:22.477	41.421	34.961	1:06.095	211.4	22:21.325
	10	2	2:05.697	37.698	31.694	56.305	220.9	22:04.494	10	1	2:21.917	42.290	35.514	1:04.113	198.5	24:43.242
	11	2	2:07.137	38.263	33.259	55.615	227.4	24:11.631	11	1	2:18.205	41.386	34.597	1:02.222	223.6	27:01.447
	12	2	2:04.647	37.247	31.146	56.254	230.3	26:16.278	12	1	2:24.913	41.971	36.198	1:06.744	212.2	29:26.360
13	2	2:07.218	37.645	32.594	56.979	220.0	28:23.496	13	1	2:25.154	44.504	36.444	1:04.206	211.8	31:51.514	
							PEUGEOT 908 HDI 2011 INV									
7	1.Erik MARIS							LOLA B98/10 1999 Proto A								
	2.Nicolas MINASSIAN															
	1	1	2:16.016	45.650	31.176	59.190		2:16.016	1	1	2:10.778	42.550	30.496	57.732		2:10.778
	2	1	2:04.236	37.802	30.441	55.993	248.3	4:20.252	2	1	2:09.572	39.108	31.628	58.836	259.6	4:20.350
3	1	2:00.330	36.350	30.004	53.976	261.5	6:20.582	3	1	2:09.522	38.634	31.256	59.632	247.1	6:29.872	
4	1	1:58.985	35.639	29.893	53.453	259.6	8:19.567									



ENDURANCE RACING LEGENDS
DIX MILLE TOURS
RACE 1

Sector Analysis

___ Invalidated Lap								■ Personal Best	■ Session Best	B Crossing the finish line in the pit lane						
Lap	D	Time	Sector 1	Sector 2	Sector 3	T.Spd	Elapsed	Lap	D	Time	Sector 1	Sector 2	Sector 3	T.Spd	Elapsed	
33 1.Michel LECOURT 2.Raymond NARAC FERRARI 333 SP 1999 Proto A																
1	1	2:34.732	55.803	33.738	1:05.191		2:34.732									
2	1	2:12.921	40.419	31.962	1:00.540	238.9	4:47.653									
3	1	2:09.060	38.746	31.808	58.506	242.7	6:56.713									
4	1	2:07.156	37.430	31.442	58.284	254.1	9:03.869									
5	1	2:22.318	50.626	32.283	59.409	257.1	11:26.187									
6	1	2:05.988	37.573	31.768	56.647	251.2	13:32.175									
7	1	2:03.812	36.997	30.847	55.968	261.5	15:35.987									
8	1	2:03.450	36.648	31.022	55.780	259.6	17:39.437									
9	1	2:03.844	37.520	31.774	54.550	259.0	19:43.281									
10	1	2:17.809	46.545	31.701	59.563	263.4	22:01.090									
11	1	2:06.514	39.370	31.811	55.333	257.1	24:07.604									
12	1	2:02.118	35.979	30.902	55.237	262.1	26:09.722									
13	1	2:03.667	39.623	30.828	53.216	262.1	28:13.389									
14	1	2:00.982	35.755	30.108	55.119	262.1	30:14.371									
50 1.Edwin STUCKY DODGE Viper GTS/R 2002 GT1B																
1	1	2:40.236	57.870	34.503	1:07.863		2:40.236									
2	1	2:24.468	44.113	33.959	1:06.396	198.9	5:04.704									
3	1	2:22.393	42.990	34.665	1:04.738	208.1	7:27.097									
4	1	2:22.859	42.726	35.344	1:04.789	210.5	9:49.956									
5	1	2:19.323	41.975	34.261	1:03.087	218.2	12:09.279									
6	1	2:19.922	41.683	35.414	1:02.825	220.4	14:29.201									
7	1	2:17.988	40.994	33.502	1:03.492	219.1	16:47.189									
8	1	2:19.672	43.253	33.841	1:02.578	204.9	19:06.861									
9	1	2:19.798	40.835	33.205	1:05.758	215.6	21:26.659									
10	1	2:22.209	41.467	33.912	1:06.830	214.3	23:48.868									
11	1	2:18.280	41.014	33.945	1:03.321	212.2	26:07.148									
12	1	2:20.383	44.618	33.876	1:01.889	222.7	28:27.531									
13	1	2:17.662	41.010	33.276	1:03.376	219.5	30:45.193									
53 1.Franck MOREL DODGE Viper GTS/R 2001 GT1B																
1	1	2:18.853	44.795	32.702	1:01.356		2:18.853									
2	1	2:11.728	39.850	31.945	59.933	220.9	4:30.581									
3	1	2:10.763	39.182	31.723	59.858	227.4	6:41.344									
4	1	2:09.463	38.681	31.557	59.225	235.3	8:50.807									
5	1	2:08.082	37.695	31.480	58.907	240.0	10:58.889									
6	1	2:07.745	37.567	31.145	59.033	246.0	13:06.634									
7	1	2:07.758	38.686	32.213	56.859	234.8	15:14.392									
8	1	2:08.932	38.484	31.207	59.241	238.4	17:23.324									
9	1	2:28.033	38.709	31.502	1:17.822	246.6	19:51.357									
10	1	2:09.077	37.561	30.853	1:00.663	243.2	22:00.434									
54 1.Xavier GALANT PANOZ Esperante GTR1 1997 GT1A																
1	1	2:34.504	51.344	35.836	1:07.324		2:34.504									
2	1	2:23.595	44.478	33.753	1:05.364	209.3	4:58.099									
3	1	2:21.336	42.296	33.813	1:05.227	226.9	7:19.435									
4	1	2:19.909	42.385	34.039	1:03.485	223.6	9:39.344									
5	1	2:17.174	41.260	32.565	1:03.349	226.4	11:56.518									
6	1	2:15.549	40.631	32.725	1:02.193	240.5	14:12.067									
7	1	2:12.469	39.982	32.419	1:00.068	242.2	16:24.536									
8	1	2:10.507	39.006	31.904	59.597	241.1	18:35.043									
9	1	2:13.359	39.053	31.338	1:02.968	255.3	20:48.402									
10	1	2:11.277	40.467	31.179	59.631	233.3	22:59.679									
11	1	2:09.006	39.454	31.204	58.348	258.4	25:08.685									
12	1	2:07.302	38.497	31.014	57.791	256.5	27:15.987									
13	1	2:08.993	39.052	30.771	59.170	257.8	29:24.980									
14	1	2:07.717	38.724	30.916	58.077	254.1	31:32.697									
55 1.Matthew HOLBEN TVR T400R 2003 GT2B																
1	1	2:46.663	1:01.508	35.726	1:09.429		2:46.663									
2	1	2:27.855	44.364	35.382	1:08.109	194.6	5:14.518									
3	1	2:23.398	43.097	34.651	1:05.650	202.2	7:37.916									
4	1	2:21.199	42.188	34.227	1:04.784	206.9	9:59.115									
5	1	2:21.156	41.554	34.162	1:05.440	211.8	12:20.271									
6	1	2:19.886	42.605	34.102	1:03.179	188.2	14:40.157									
7	1	2:21.574	43.118	34.603	1:03.853	198.9	17:01.731									
8	1	3:09.861	1:27.391	35.429	1:07.041	204.5	20:11.592									
9	1	2:24.070	42.959	34.583	1:06.528	197.8	22:35.662									
10	1	2:20.740	42.224	34.088	1:04.428	211.8	24:56.402									
11	1	2:19.049	42.220	33.854	1:02.975	192.2	27:15.451									
12	1	2:19.890	42.770	34.215	1:02.905	205.3	29:35.341									
13	1	2:18.289	41.793	34.191	1:02.305	219.1	31:53.630									
60 1.Marc LOUAIL TOYOTA Supra GT2 1994 GT2A																
1	1	2:36.449	54.176	34.772	1:07.501		2:36.449									
2	1	2:22.943	43.575	33.296	1:06.072	212.2	4:59.392									
3	1	2:19.068	42.365	32.924	1:03.779	216.9	7:18.460									
4	1	2:18.644	43.961	32.651	1:02.032	198.9	9:37.104									
5	1	2:15.526	42.133	31.610	1:01.783	221.8	11:52.630									
6	1	2:12.774	41.015	31.869	59.890	207.3	14:05.404									
7	1	2:09.244	39.326	31.484	58.434	229.3	16:14.648									
8	1	2:09.134	38.735	31.031	59.368	207.7	18:23.782									
9	1	2:10.670	38.212	30.941	1:01.517	220.0	20:34.452									
10	1	2:12.593	40.031	31.058	1:01.504	211.4	22:47.045									
11	1	2:09.619	39.762	30.970	58.887	225.0	24:56.664									
12	1	2:08.056	39.059	30.866	58.131	211.4	27:04.720									
13	1	2:09.229	39.216	32.316	57.697	214.7	29:13.949									
14	1	2:08.962	39.071	30.778	59.113	228.3	31:22.911									
68 1.Paul PHILLIPS PORSCHE 997 GT3 RSR 2007 GT2B																



ENDURANCE RACING LEGENDS
DIX MILLE TOURS
RACE 1

Sector Analysis

___ Invalidated Lap ■ Personal Best ■ Session Best B Crossing the finish line in the pit lane

Lap	D	Time	Sector 1	Sector 2	Sector 3	T.Sp	Elapsed	Lap	D	Time	Sector 1	Sector 2	Sector 3	T.Sp	Elapsed
1	1	3:17.302	1:22.937	39.842	1:14.523		3:17.302								
2	1	3:02.912	46.926	35.404	1:40.582	163.1	6:20.214								
3	1	2:35.646	45.857	35.865	1:13.924	181.2	8:55.860								
4	1	2:41.508	49.929	36.433	1:15.146	170.6	11:37.368								
5	1	2:34.945	46.824	35.689	1:12.432	173.9	14:12.313								
6	1	2:33.639	46.379	35.840	1:11.420	203.4	16:45.952								
7	1	2:32.251	47.746	35.021	1:09.484	180.6	19:18.203								
8	1	2:34.482	44.685	35.245	1:14.552	195.7	21:52.685								
9	1	2:35.629	47.468	36.911	1:11.250	169.8	24:28.314								
10	1	2:29.652	47.236	34.550	1:07.866	168.7	26:57.966								
11	1	2:27.795	44.613	34.827	1:08.355	193.2	29:25.761								
12	1	2:26.574	43.980	34.846	1:07.748	203.4	31:52.335								

86 1.Stefan ROTTMAYER
2.Michael FÖVENY
PORSCHE 996 GT3 RSR 2004
GT2B

1	2	2:40.267	53.642	37.115	1:09.510		2:40.267
2	2	2:26.516	45.523	34.397	1:06.596	191.2	5:06.783
3	2	2:22.407	42.824	33.685	1:05.898	207.7	7:29.190
4	2	2:20.035	41.739	33.468	1:04.828	211.4	9:49.225
5	2	2:19.138	41.495	33.649	1:03.994	226.4	12:08.363
6	2	2:19.749	41.022	34.563	1:04.164	223.1	14:28.112
7	2	2:18.844	40.840	33.216	1:04.788	211.4	16:46.956
8	2	2:19.444	42.741	33.485	1:03.218	216.4	19:06.400
9	2	2:19.485	40.538	33.038	1:05.909	233.3	21:25.885
10	2	2:22.146	41.499	33.707	1:06.940	212.2	23:48.031
11	2	2:18.581	41.178	33.578	1:03.825	217.3	26:06.612
12	2	2:20.007	44.527	33.523	1:01.957	213.4	28:26.619
13	2	2:17.973	41.321	33.368	1:03.284	214.3	30:44.592

92 1.Franz WUNDERLICH
ASTON MARTIN Vantage GT2 2010
GT2B

1	1	2:46.002	59.845	36.435	1:09.722		2:46.002
2	1	2:26.513	44.238	35.741	1:06.534	203.0	5:12.515
3	1	2:24.748	42.898	35.010	1:06.840	210.9	7:37.263
4	1	2:21.163	41.613	34.572	1:04.978	213.9	9:58.426
5	1	2:23.723	41.528	34.195	1:08.000	210.5	12:22.149
6	1	2:25.871	43.380	34.421	1:08.070	200.7	14:48.020
7	1	2:23.783	41.184	34.351	1:08.248	220.4	17:11.803
8	1	3:49.048B	44.225	34.309	2:30.514	213.9	21:00.851

99 1.Heiko OSTMANN
FERRARI 360 GTC 1999
GT2A

1	1	2:49.435	1:03.714	36.762	1:08.959		2:49.435
2	1	2:28.350	45.399	36.297	1:06.654	213.0	5:17.785
3	1	2:25.751	43.683	35.456	1:06.612	210.1	7:43.536
4	1	2:23.411	43.218	35.318	1:04.875	213.9	10:06.947
5	1	2:21.814	42.804	35.027	1:03.983	212.6	12:28.761
6	1	2:22.520	42.361	34.319	1:05.840	216.0	14:51.281
7	1	2:21.388	42.040	34.356	1:04.992	210.5	17:12.669
8	1	2:26.811	43.968	34.689	1:08.154	218.2	19:39.480
9	1	2:21.640	42.485	34.794	1:04.361	218.6	22:01.120
10	1	2:24.425	42.761	34.851	1:06.813	220.0	24:25.545
11	1	2:24.382	48.626	33.994	1:01.762	172.0	26:49.927
12	1	2:17.635	41.251	34.300	1:02.084	220.4	29:07.562
13	1	2:28.719	52.302	34.083	1:02.334	225.5	31:36.281

102 1.Alexandre LEROY
MARCOS LM600 1995
GT2A

1	1	2:37.548	57.031	34.084	1:06.433		2:37.548
2	1	2:22.611	43.807	33.332	1:05.472	210.5	5:00.159
3	1	2:21.087	43.193	33.586	1:04.308	207.7	7:21.246
4	1	2:21.105	43.338	33.115	1:04.652	206.5	9:42.351
5	1	2:20.472	42.470	33.378	1:04.624	201.5	12:02.823
6	1	2:21.497	43.281	33.710	1:04.506	200.7	14:24.320
7	1	2:21.962	42.507	33.793	1:05.662	220.4	16:46.282
8	1	2:22.314	42.834	33.310	1:06.170	211.4	19:08.596
9	1	2:23.648	41.478	33.241	1:08.929	221.8	21:32.244
10	1	2:24.093	43.100	32.986	1:08.007	212.2	23:56.337
11	1	2:25.177	44.559	34.629	1:05.989	210.5	26:21.514
12	1	2:19.248	42.162	32.812	1:04.274	220.0	28:40.762
13	1	2:19.713	42.300	33.015	1:04.398	221.3	31:00.475

123 1.Dominik ROSCHMANN
ASTON MARTIN DBR9 2006
GT1B

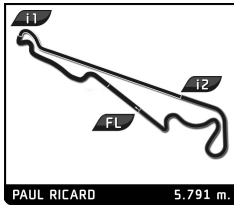
1	1	2:21.441	46.885	32.951	1:01.605		2:21.441
2	1	2:14.488	40.699	31.792	1:01.997	207.7	4:35.929
3	1	2:11.462	39.600	32.195	59.667	212.6	6:47.391
4	1	2:09.139	38.640	31.633	58.866	231.3	8:56.530
5	1	2:08.543	37.547	31.278	59.718	237.4	11:05.073
6	1	2:05.350	37.229	30.679	57.442	240.5	13:10.423
7	1	2:07.172	39.497	30.749	56.926	220.0	15:17.595
8	1	2:06.810	37.441	30.345	59.024	241.6	17:24.405
9	1	2:14.130	40.104	30.657	1:03.369	201.9	19:38.535
10	1	2:15.249	37.771	30.897	1:06.581	241.6	21:53.784
11	1	2:07.153	38.517	30.751	57.885	212.2	24:00.937
12	1	2:07.774	38.417	30.810	58.547	240.0	26:08.711
13	1	2:28.040	57.248	32.190	58.602	251.2	28:36.751
14	1	2:07.653	37.988	30.819	58.846	241.6	30:44.404

158 1.Albert WEINZIERL
FERRARI 458 GTE 2011
INV

1	1	3:27.896	1:27.871	45.060	1:14.965		3:27.896
2	1	2:31.062	45.856	35.401	1:09.805	172.2	5:58.958
3	1	2:21.249	42.187	33.847	1:05.215	205.7	8:20.207
4	1	2:33.143	40.582	33.303	1:19.258	226.9	10:53.350
5	1	2:15.829	39.873	33.407	1:02.549	233.8	13:09.179
6	1	2:14.802	41.567	32.538	1:00.697	208.5	15:23.981
7	1	2:11.377	38.917	32.190	1:00.270	238.4	17:35.358
8	1	2:20.463	43.830	33.798	1:02.835	240.0	19:55.821
9	1	2:13.486	39.572	33.225	1:00.689	234.3	22:09.307
10	1	2:19.541	39.915	33.376	1:06.250	235.8	24:28.848
11	1	2:16.961	41.473	34.261	1:01.227	195.3	26:45.809
12	1	2:13.697	40.045	32.767	1:00.885	236.8	28:59.506
13	1	2:11.500	39.119	32.660	59.721	235.8	31:11.006

163 1.Florent MOULIN
SALEEN S7-R 2004
GT1B

1	1	2:17.571	43.388	32.855	1:01.328		2:17.571
2	1	2:09.994	39.160	31.718	59.116	221.3	4:27.565
3	1	2:14.467B	37.898	31.398	1:05.171	234.8	6:42.032
4	1	2:33.805	54.123	31.453	1:08.229		9:15.837
5	1	2:08.502	38.124	31.937	58.441	236.3	11:24.339



ENDURANCE RACING LEGENDS

DIX MILLE TOURS

RACE 1

Sector Analysis

— Invalidated Lap ■ Personal Best ■ Session Best B Crossing the finish line in the pit lane

Lap	D	Time	Sector 1	Sector 2	Sector 3	T.Spd	Elapsed	Lap	D	Time	Sector 1	Sector 2	Sector 3	T.Spd	Elapsed
6	1	2:05.455	37.273	31.157	57.025	245.5	13:29.794								
7	1	2:05.230	37.118	30.952	57.160	249.4	15:35.024								
8	1	2:03.480	36.697	31.265	55.518	252.3	17:38.504								
9	1	2:03.589	37.362	30.914	55.313	248.3	19:42.093								
10	1	2:11.149	36.333	30.176	1:04.640	245.5	21:53.242								
11	1	2:03.848	37.060	30.401	56.387	243.8	23:57.090								
12	1	2:03.355	37.407	30.379	55.569	246.6	26:00.445								
13	1	2:01.857	36.083	30.785	54.989	251.2	28:02.302								
14	1	2:01.559	36.105	30.392	55.062	252.3	30:03.861								

177		1.Pat BUNIATRE		Porsche 964 RSR 1993		GT2A	
1	1	2:47.921	1:02.756	36.603	1:08.562		2:47.921
2	1	2:27.932	44.593	36.593	1:06.746	198.2	5:15.853
3	1	2:26.248	43.815	36.505	1:05.928	208.5	7:42.101
4	1	2:27.520	43.778	36.519	1:07.223	205.7	10:09.621
5	1	2:26.242	43.877	36.227	1:06.138	205.7	12:35.863
6	1	2:26.020	43.727	36.332	1:05.961	203.8	15:01.883
7	1	2:28.853	43.537	36.775	1:08.541	208.1	17:30.736
8	1	6:10.783	B 44.353	36.916	4:49.514	203.8	23:41.519

191		1.Eric FAURE		Porsche 964 Cup 1990		INV	
1	1	3:30.653	1:19.915	49.372	1:21.366		3:30.653
2	1	2:51.194	52.029	41.154	1:18.011	169.0	6:21.847
3	1	2:46.366	50.210	40.268	1:15.888	175.6	9:08.213
4	1	2:50.264	50.272	42.155	1:17.837	179.4	11:58.477
5	1	2:51.511	49.910	41.865	1:19.736	177.9	14:49.988
6	1	2:46.881	49.288	40.888	1:16.705	172.2	17:36.869

199		1.Simon EVANS		Porsche 996 GT3 RS 2001		GT2B	
1	1	2:48.070	1:02.184	36.327	1:09.559		2:48.070
2	1	2:27.236	43.724	35.590	1:07.922	210.9	5:15.306
3	1	2:23.936	43.407	35.735	1:04.794	214.7	7:39.242
4	1	2:21.025	41.857	34.884	1:04.284	211.4	10:00.267
5	1	2:21.305	41.434	34.734	1:05.137	215.1	12:21.572
6	1	2:20.043	41.838	34.392	1:03.813	198.9	14:41.615
7	1	2:19.926	42.322	34.393	1:03.211	213.4	17:01.541
8	1	2:30.547	53.432	34.822	1:02.293	191.2	19:32.088
9	1	2:23.719	41.306	34.535	1:07.878	210.5	21:55.807
10	1	2:33.272	45.696	36.425	1:11.151	207.7	24:29.079
11	1	2:20.154	44.231	34.188	1:01.735	178.5	26:49.233
12	1	2:18.016	41.579	34.376	1:02.061	222.7	29:07.249
13	1	2:17.977	41.321	34.636	1:02.020	212.6	31:25.226