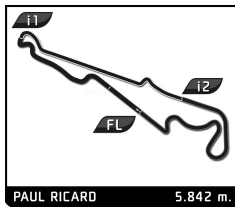


2.0L CUP
DIX MILLE TOURS
QUALIFYING

Sector Analysis

— Invalidated Lap ■ Personal Best ■ Session Best B Crossing the finish line in the pit lane

Lap	D	Time	Sector 1	Sector 2	Sector 3	T.Spd	Elapsed	Lap	D	Time	Sector 1	Sector 2	Sector 3	T.Spd	Elapsed
5 1.Philippe de CRAENE Porsche 911 2.0L GTL								1 1 3:05.315 1:03.650 50.635 1:11.030 3:05.315							
2 1 2:47.665 44.987 51.430 1:11.248 185.9 5:52.980								2 1 2:55.975 47.756 53.710 1:14.509 182.7 6:38.490							
3 1 2:47.235 45.475 50.567 1:11.193 186.9 8:40.215								3 1 2:55.995 47.795 53.652 1:14.548 183.7 9:34.485							
4 1 2:48.580 45.762 50.592 1:12.226 187.2 11:28.795								4 1 2:56.906 48.081 53.568 1:15.257 177.6 12:31.391							
5 1 2:46.835 45.109 50.409 1:11.317 189.8 14:15.630								5 1 2:52.232 46.503 52.811 1:12.918 185.2 15:23.623							
6 1 2:47.239 45.933 50.329 1:10.977 184.9 17:02.869								6 1 3:04.235 B 48.174 52.810 1:23.251 185.2 18:27.858							
7 1 2:48.701 47.241 50.563 1:10.897 186.9 19:51.570								7 1 5:24.176 3:13.582 54.054 1:16.540 23:52.034							
8 1 2:47.208 45.415 51.228 1:10.565 187.2 22:38.778								8 1 2:53.990 47.617 52.498 1:13.875 184.3 26:46.024							
9 1 2:47.120 45.518 50.877 1:10.725 186.9 25:25.898								9 1 2:53.767 47.627 52.670 1:13.470 184.9 29:39.791							
10 1 2:46.784 45.448 50.184 1:11.152 187.5 28:12.682								10 1 2:53.606 47.694 52.788 1:13.124 186.5 32:33.397							
11 1 2:46.810 45.645 50.268 1:10.897 186.2 30:59.492															
8 1.Colin PATON Porsche 911 2.0L GTL								1 1 3:10.104 1:06.235 51.127 1:12.742 3:10.104							
2 1 2:49.421 46.028 50.372 1:13.021 184.0 5:59.525								2 1 3:02.597 49.348 54.865 1:18.384 172.0 7:20.975							
3 1 2:48.359 46.253 50.944 1:11.162 182.4 8:47.884								3 1 3:01.791 49.514 53.941 1:18.336 177.9 10:22.766							
4 1 2:48.643 45.913 50.613 1:12.117 188.8 11:36.527								4 1 3:01.099 49.770 54.087 1:17.242 178.2 13:23.865							
5 1 2:53.488 B 46.454 50.197 1:16.837 188.5 14:30.015								5 1 2:59.675 49.003 53.522 1:17.150 178.2 16:23.540							
6 1 4:24.422 2:19.629 51.697 1:13.096 18:54.437								6 1 2:59.149 48.930 53.288 1:16.931 178.2 19:22.689							
7 1 2:50.181 47.090 50.709 1:12.382 187.5 21:44.618								7 1 2:58.585 48.596 53.042 1:16.947 178.8 22:21.274							
8 1 2:48.218 45.862 50.266 1:12.090 189.1 24:32.836								8 1 2:57.445 48.647 52.722 1:16.076 180.6 25:18.719							
9 1 2:50.939 47.237 50.145 1:13.557 188.5 27:23.775								9 1 2:57.502 48.673 52.848 1:15.981 180.6 28:16.221							
10 1 2:50.576 46.872 50.291 1:13.413 188.5 30:14.351								10 1 2:58.087 48.112 53.741 1:16.234 180.3 31:14.308							
9 1.Matthew HOLME Porsche 911 2.0L GTL								1 1 3:03.647 59.190 51.535 1:12.922 3:03.647							
2 1 2:51.961 46.199 52.448 1:13.314 181.8 5:55.608								2 1 2:51.275 46.462 52.014 1:12.799 181.5 6:55.222							
3 1 2:50.219 46.010 51.562 1:12.647 183.4 8:45.827								3 1 2:50.600 46.033 51.555 1:13.012 184.6 9:45.822							
4 1 2:50.229 45.962 51.315 1:12.952 183.4 11:36.056								4 1 2:58.342 B 47.525 51.550 1:19.267 184.3 12:44.164							
5 1 2:50.862 46.295 51.329 1:13.238 183.7 14:26.918								5 1 4:30.599 2:24.339 53.412 1:12.848 17:14.763							
6 1 2:49.470 45.892 50.896 1:12.682 181.2 17:16.388								6 1 2:45.642 44.916 50.396 1:10.330 185.6 20:00.405							
7 1 2:50.839 45.948 52.284 1:12.607 185.2 20:07.227								7 1 2:46.532 45.484 50.305 1:10.743 185.2 22:46.937							
8 1 2:50.230 45.529 52.224 1:12.477 182.4 22:57.457								8 1 2:44.561 44.630 50.131 1:09.800 185.6 25:31.498							
9 1 2:48.883 46.037 51.032 1:11.814 183.4 25:46.340								9 1 2:44.639 44.447 50.293 1:09.899 185.6 28:16.137							
10 1 2:48.394 45.806 50.894 1:11.694 182.7 28:34.734								10 1 3:41.603 B 45.955 1:04.114 1:51.534 185.6 31:57.740							
11 1 2:48.187 45.161 50.623 1:12.403 183.7 31:22.921															
11 1.John BENNETT Porsche 911 2.0L GTL-ELI								1 1 3:32.322 1:21.788 54.697 1:15.837 3:32.322							
2 1 2:59.654 48.901 53.176 1:17.577 180.6 6:31.976								2 1 2:47.951 45.640 51.315 1:10.996 183.7 8:57.487							
3 1 2:59.897 48.851 55.086 1:15.960 179.7 9:31.873								4 1 2:47.510 45.362 50.838 1:11.310 185.2 11:44.997							
4 1 3:05.629 B 48.642 54.004 1:22.983 181.2 12:37.502								5 1 2:48.651 45.393 52.157 1:11.101 185.2 14:33.648							
5 1 4:11.952 2:10.405 50.105 1:11.442 16:49.454								6 1 3:42.056 B 45.991 51.461 2:04.604 185.2 18:15.704							
6 1 2:47.496 45.558 51.057 1:10.881 183.4 19:36.950								7 1 3:09.079 1:05.290 51.974 1:11.815 21:24.783							
7 1 2:46.311 45.119 50.791 1:10.401 185.2 22:23.261								8 1 2:49.108 46.040 51.392 1:11.676 184.9 24:13.891							
8 1 2:47.418 45.966 50.620 1:10.832 186.2 25:10.679								9 1 2:48.609 45.698 51.333 1:11.578 183.7 27:02.500							
9 1 2:47.895 45.000 51.563 1:11.332 184.3 27:58.574								10 1 2:50.096 45.618 51.245 1:13.233 185.6 29:52.596							
10 1 2:47.493 45.838 50.319 1:11.336 184.6 30:46.067								11 1 2:48.161 45.495 51.260 1:11.406 184.9 32:40.757							
13 1.David NOGAREDA ESTIVI Porsche 911 2.0L GTL								1 1 3:25.536 1:18.684 53.558 1:13.294 3:25.536							
2 1 2:52.561 46.881 52.932 1:12.748 179.7 6:18.097								2 1 2:48.806 45.903 51.418 1:11.485 180.3 6:09.536							
3 1 2:52.426 46.579 52.738 1:13.109 180.3 9:10.523								3 1 2:47.951 45.640 51.315 1:10.996 183.7 8:57.487							
4 1 2:51.751 46.352 52.283 1:13.116 181.5 12:02.274								4 1 2:47.510 45.362 50.838 1:11.310 185.2 11:44.997							
17 1.Dean DESANTIS Porsche 911 2.0L GTL								1 1 4:18.378 2:01.778 57.530 1:19.070 4:18.378							
2 1 3:02.597 49.348 54.865 1:18.384 172.0 7:20.975								2 1 3:02.597 49.348 54.865 1:18.384 172.0 7:20.975							
3 1 3:01.791 49.514 53.941 1:18.336 177.9 10:22.766								3 1 3:01.791 49.514 53.941 1:18.336 177.9 10:22.766							
4 1 3:01.099 49.770 54.087 1:17.242 178.2 13:23.865								4 1 3:01.099 49.770 54.087 1:17.242 178.2 13:23.865							
5 1 2:59.675 49.003 53.522 1:17.150 178.2 16:23.540								5 1 2:59.675 49.003 53.522 1:17.150 178.2 16:23.540							
6 1 2:59.149 48.930 53.288 1:16.931 178.2 19:22.689								6 1 2:59.149 48.930 53.288 1:16.931 178.2 19:22.689							
7 1 2:58.585 48.596 53.042 1:16.947 178.8 22:21.274								7 1 2:58.585 48.596 53.042 1:16.947 178.8 22:21.274							
8 1 2:57.445 48.647 52.722 1:16.076 180.6 25:18.719								8 1 2:57.445 48.647 52.722 1:16.076 180.6 25:18.719							
9 1 2:57.502 48.673 52.848 1:15.981 180.6 28:16.221								9 1 2:57.502 48.673 52.848 1:15.981 180.6 28:16.221							
10 1 2:58.087 48.112 53.741 1:16.234 180.3 31:14.308								10 1 2:58.087 48.112 53.741 1:16.234 180.3 31:14.308							
19 1.Jose Ruben ZANCHETTA Porsche 911 2.0L GTL-ELI								1 1 4:03.947 1:57.384 53.557 1:13.006 4:03.947							
2 1 2:51.275 46.462 52.014 1:12.799 181.5 6:55.222								2 1 2:51.275 46.462 52.014 1:12.799 181.5 6:55.222							
3 1 2:50.600 46.033 51.555 1:13.012 184.6 9:45.822								3 1 2:50.600 46.033 51.555 1:13.012 184.6 9:45.822							
4 1 2:58.342 B 47.525 51.550 1:19.267 184.3 12:44.164								4 1 2:58.342 B 47.525 51.550 1:19.267 184.3 12:44.164							
5 1 4:30.599 2:24.339 53.412 1:12.848 17:14.763								5 1 4:30.599 2:24.339 53.412 1:12.848 17:14.763							
6 1 2:45.642 44.916 50.396 1:10.330 185.6 20:00.405								6 1 2:45.642 44.916 50.396 1:10.330 185.6 20:00.405							
7 1 2:46.532 45.484 50.305 1:10.743 185.2 22:46.937								7 1 2:46.532 45.484 50.305 1:10.743 185.2 22:46.937							
8 1 2:44.561 44.630 50.131 1:09.800 185.6 25:31.498								8 1 2:44.561 44.630 50.131 1:09.800 185.6 25:31.498							
9 1 2:44.639 44.447 50.293 1:09.899 185.6 28:16.137								9 1 2:44.639 44.447 50.293 1:09.899 185.6 28:16.137							
10 1 3:41.603 B 45.955 1:04.114 1:51.534 185.6 31:57.740								10 1 3:41.603 B 45.955 1:04.114 1:51.534 185.6 31:57.740							
24 1.Didier DENAT Porsche 911 2.0L GTL								1 1 3:20.730 1:17.102 51.947 1:11.681 3:20.730							
2 1 2:48.806 45.903 51.418 1:11.485 180.3 6:09.536								2 1 2:48.806 45.903 51.418 1:11.485 180.3 6:09.536							
3 1 2:47.951 45.640 51.315 1:10.996 183.7 8:57.487								3 1 2:47.951 45.640 51.315 1:10.996 183.7 8:57.487							
4 1 2:47.510 45.362 50.838 1:11.310 185.2 11:44.997								4 1 2:47.510 45.362 50.838 1:11.310 185.2 11:44.997							
5 1 2:48.651 45.393 52.157 1:11.101 185.2 14:33.648								5 1 2:48.651 45.393 52.157 1:11.101 185.2 14:33.648							
6 1 3:42.056 B 45.991 51.461 2:04.604 185.2 18:15.704								6 1 3:42.056 B 45.991 51.461 2:04.604 185.2 18:15.704							
7 1 3:09.079 1:05.290 51.974 1:11.815 21:24.783								7 1 3:09.079 1:05.290 51.974 1:11.815 21:24.783							
8 1 2:49.108 46.040 51.392 1:11.676 184.9 24:13.891								8 1 2:49.108 46.040 51.392 1:11.676 184.9 24:13.891							
9 1 2:48.609 45.698 51.333 1:11.578 183.7 27:02.500								9 1 2:48.609 45.698 51.333 1:11.578 183.7 27:02.500							
10 1 2:50.096 45.618 51.245 1:13.233 185.6 29:52.596								10 1 2:50.096 45.618 51.245 1:13.233 185.6 29:52.596							
11 1 2:48.161 45.495 51.260 1:11.406 184.9 32:40.757								11 1 2:48.161 45.495 51.260 1:11.406 184.9 32:40.757							
25 1.Leon EBELING Porsche 911 2.0L GTL								1 1 3:25.536 1:18.684 53.558 1:13.294 3:25.536							
2 1 2:52.561 46.881 52.932 1:12.748 179.7 6:18.097								2 1 2:52.561 46.881 52.932 1:12.748 179.7 6:18.097							
3 1 2:52.426 46.579 52.738 1:13.109 180.3 9:10.523								3 1 2:52.426 46.579 52.738 1:13.109 180.3 9:10.523							
4 1 2:51.751 46.352 52.283 1:13.116 181.5 12:02.274								4 1 2:51.751 46.352 52.283 1:13.116 181.5 12:02.274							

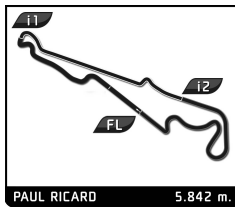


2.0L CUP
DIX MILLE TOURS
QUALIFYING

Sector Analysis

— Invalidated Lap ■ Personal Best ■ Session Best B Crossing the finish line in the pit lane

Lap	D	Time	Sector 1	Sector 2	Sector 3	T.Spd	Elapsed	Lap	D	Time	Sector 1	Sector 2	Sector 3	T.Spd	Elapsed	
5	1	4:12.727	B	48.267	54.261	2:30.199	181.2	16:15.001	10	1	3:02.058	49.231	55.129	1:17.698	182.7	32:13.409
6	1	3:16.262	1:05.275	54.729	1:16.258		19:31.263									
7	1	2:55.987	47.762	53.618	1:14.607	177.6	22:27.250									
8	1	2:55.131	47.418	53.180	1:14.533	180.6	25:22.381									
9	1	2:55.809	47.891	53.300	1:14.618	179.7	28:18.190									
10	1	2:55.258	47.682	53.286	1:14.290	177.9	31:13.448									
26 Porsche 911 2.0L 1. Dirk EBELING 2. FRED GTL																
1	1	3:31.230	1:18.041	56.281	1:16.908		3:31.230									
2	1	3:01.910	50.745	54.882	1:16.283	172.5	6:33.140									
3	1	3:00.479	48.564	56.515	1:15.400	176.2	9:33.619									
4	1	2:59.320	48.147	53.965	1:17.208	175.9	12:32.939									
5	1	2:57.781	47.932	53.824	1:16.025	177.3	15:30.720									
6	1	4:32.301	B	48.695	55.029	2:48.577	177.0	20:03.021								
7	1	3:31.166	1:07.976	1:01.786	1:21.404		23:34.187									
8	1	3:10.971	51.008	57.480	1:22.483	155.2	26:45.158									
9	1	3:06.744	51.058	56.644	1:19.042	172.2	29:51.902									
10	1	3:04.774	49.274	56.993	1:18.507	175.0	32:56.676									
32 Porsche 911 2.0L 1. Marie-Claude FIRMENICH 2. Benjamin MONNAY GTL																
1	1	4:28.132	2:11.126	58.164	1:18.842		4:28.132									
2	1	3:02.080	50.018	54.492	1:17.570	174.2	7:30.212									
3	1	3:02.193	49.847	54.507	1:17.839	172.2	10:32.405									
4	1	3:03.424	49.904	55.700	1:17.820	176.5	13:35.829									
5	1	5:22.886	B	50.906	55.788	3:36.192	169.3	18:58.715								
6	1	3:15.129	1:07.374	54.451	1:13.304		22:13.844									
7	1	2:51.158	46.419	51.876	1:12.863	180.9	25:05.002									
8	1	2:50.943	46.368	52.152	1:12.423	183.4	27:55.945									
9	1	2:52.497	46.522	51.580	1:14.395	185.6	30:48.442									
34 Porsche 911 2.0L 1. Martin HALUSA 2. Lukas HALUSA GTL																
1	1	3:16.800	1:11.849	52.081	1:12.870		3:16.800									
2	1	2:49.775	46.311	52.467	1:10.997	184.3	6:06.575									
3	1	2:46.581	45.694	50.407	1:10.480	184.6	8:53.156									
4	1	2:47.477	45.404	50.771	1:11.302	187.5	11:40.633									
5	1	2:48.642	46.013	51.415	1:11.214	187.8	14:29.275									
6	1	2:47.616	45.663	50.431	1:11.522	188.2	17:16.891									
7	1	2:47.854	46.383	50.739	1:10.732	189.8	20:04.745									
8	1	2:51.002	45.506	54.271	1:11.225	188.5	22:55.747									
9	1	2:45.904	45.260	50.393	1:10.251	187.5	25:41.651									
10	1	2:47.386	44.944	50.312	1:12.130	188.5	28:29.037									
11	1	2:52.454	48.562	50.995	1:12.897	153.0	31:21.491									
35 Porsche 911 2.0L 1. Gregor RAYMONDIS 2. Marc DONCIEUX GTL																
1	1	3:44.743	1:32.673	54.849	1:17.221		3:44.743									
2	1	2:51.812	46.219	52.189	1:13.404	181.5	6:36.555									
3	1	2:51.071	45.621	52.333	1:13.117	182.4	9:27.626									
4	1	2:50.966	46.023	51.545	1:13.398	185.6	12:18.592									
5	1	2:49.943	45.887	51.415	1:12.641	182.7	15:08.535									
6	1	2:53.790	B	45.662	51.604	1:16.524	183.1	18:02.325								
7	1	5:02.716	2:45.625	57.223	1:19.868		23:05.041									
8	1	3:05.036	51.250	56.085	1:17.701	181.2	26:10.077									
9	1	3:01.274	49.082	54.880	1:17.312	182.7	29:11.351									
37 Porsche 911 2.0L 1. Xavier DAYRAUT GTL																
1	1	5:05.009	2:50.735	55.729	1:18.545		5:05.009									
2	1	2:48.373	45.446	51.016	1:11.911	183.4	7:53.382									
3	1	2:46.802	44.932	51.126	1:10.744	182.7	10:40.184									
4	1	2:46.499	44.826	51.020	1:10.653	184.0	13:26.683									
5	1	3:09.067	B	47.939	57.999	1:23.129	183.4	16:35.750								
6	1	5:18.981	3:01.741	55.707	1:21.533		21:54.731									
7	1	2:45.733	44.648	50.754	1:10.331	184.6	24:40.464									
8	1	3:22.104	45.234	1:02.696	1:34.174	184.3	28:02.568									
9	1	3:08.223	48.466	1:00.049	1:19.708	184.9	31:10.791									
38 Porsche 911 2.0L 1. Franck JULIEN GTL																
1	1	3:54.386	1:34.242	1:00.390	1:19.754		3:54.386									
2	1	3:05.403	51.115	56.239	1:18.049	171.2	6:59.789									
3	1	3:00.586	48.992	54.880	1:16.714	159.3	10:00.375									
4	1	2:57.545	47.948	53.391	1:16.206	182.7	12:57.920									
5	1	2:59.929	48.213	54.281	1:17.435	180.0	15:57.849									
6	1	3:00.983	48.538	55.881	1:16.564	180.3	18:58.832									
7	1	2:59.321	48.390	54.418	1:16.513	179.7	21:58.153									
8	1	2:56.955	48.193	53.540	1:15.222	178.8	24:55.108									
9	1	2:57.723	47.975	53.175	1:16.573	181.5	27:52.831									
10	1	2:57.065	47.583	53.147	1:16.335	182.7	30:49.896									
42 Porsche 911 2.0L 1. Stephan KOENIG 2. Philipp KOENIG GTL																
1	1	3:38.054	1:29.745	53.513	1:14.796	105.2	3:38.054									
2	1	2:52.646	47.033	52.003	1:13.610	180.3	6:30.700									
3	1	2:54.701	48.111	52.716	1:13.874	181.5	9:25.401									
4	1	2:52.684	46.907	52.010	1:13.767	182.4	12:18.085									
5	1	2:52.119	47.202	51.751	1:13.166	180.6	15:10.204									
6	1	4:45.589	B	46.822	51.935	3:06.832	182.1	19:55.793								
7	1	3:12.181	1:05.134	52.657	1:14.390	114.9	23:07.974									
8	1	2:52.291	47.304	51.870	1:13.117	181.2	26:00.265									
9	1	6:39.581	B	46.492	52.679	5:00.410	180.6	32:39.846								
45 Porsche 911 2.0L 1. Bernard FILLIERS GTL																
1	1	3:16.768	1:08.753	52.968	1:15.047		3:16.768									
2	1	2:55.519	48.278	52.760	1:14.481	180.0	6:12.287									
3	1	2:56.082	46.948	52.914	1:16.220	183.7	9:08.369									
4	1	2:55.533	47.221	52.653	1:15.659	181.5	12:03.902									
5	1	2:56.360	48.040	53.231	1:15.089	182.4	15:00.262									
6	1	2:57.061	47.727	53.238	1:16.096	180.9	17:57.323									
7	1	2:58.047	48.020	52.852	1:17.175	181.5	20:55.370									
8	1	2:57.980	48.598	53.542	1:15.840	176.8	23:53.350									
9	1	2:57.780	48.659	52.951	1:16.170	182.7	26:51.130									
10	1	2:57.689	47.668	53.768	1:16.253	182.4	29:48.819									
11	1	2:55.560	47.518	52.978	1:15.064	182.7	32:44.379									
54 Porsche 911 2.0L 1. Gaby VON OPPENHEIM 2. Andreas MIDDENDORF GTL																
1	1	3:10.950	1:04.477	52.497	1:13.976		3:10.950									
2	1	2:51.296	46.587	52.430	1:12.279	176.5	6:02.246									



2.0L CUP
DIX MILLE TOURS
QUALIFYING

Sector Analysis

— Invalidated Lap ■ Personal Best ■ Session Best B Crossing the finish line in the pit lane

Lap	D	Time	Sector 1	Sector 2	Sector 3	T.Spd	Elapsed	Lap	D	Time	Sector 1	Sector 2	Sector 3	T.Spd	Elapsed
3	1	2:50.794	46.347	52.118	1:12.329	178.8	8:53.040	2	1	2:57.898	48.426	53.892	1:15.580	179.7	6:47.134
4	1	4:51.606	B 46.522	52.290	3:12.794	178.5	13:44.646	3	1	2:57.893	47.905	53.565	1:16.423	180.3	9:45.027
5	1	3:17.183	1:06.916	53.477	1:16.790		17:01.829	4	1	3:07.453	B 49.410	54.649	1:23.394	177.9	12:52.480
6	1	3:00.256	50.698	53.276	1:16.282	176.5	20:02.085	5	1	4:15.702	2:09.925	53.081	1:12.696		17:08.182
7	1	2:59.734	49.344	54.370	1:16.020	176.5	23:01.819	6	1	2:51.295	46.391	51.875	1:13.029	181.8	19:59.477
8	1	3:59.425	B 48.045	54.266	2:17.114	177.6	27:01.244	7	1	2:50.207	46.825	51.773	1:11.609	180.9	22:49.684
9	1	3:14.743	1:06.519	53.172	1:15.052		30:15.987	8	1	2:49.834	46.327	51.654	1:11.853	183.1	25:39.518
								9	1	2:50.034	46.041	52.305	1:11.688	181.2	28:29.552
								10	1	2:49.874	46.103	51.826	1:11.945	182.7	31:19.426

55 Porsche 911 2.0L
GTL

1. Clément POLAN
2. Laurent POLAN

1	1	4:44.115	2:09.945	1:05.049	1:29.121		4:44.115
2	1	3:28.757	1:00.407	1:02.072	1:26.278	117.5	8:12.872
3	1	3:19.377	55.742	59.563	1:24.072	157.0	11:32.249
4	1	3:28.695	B 52.840	59.475	1:36.380	173.1	15:00.944
5	1	5:46.692	2:59.197	1:12.594	1:34.901		20:47.636
6	1	3:35.680	59.167	1:05.895	1:30.618	137.9	24:23.316
7	1	3:31.762	58.613	1:05.177	1:27.972	152.1	27:55.078
8	1	3:26.643	55.459	1:03.409	1:27.775	166.2	31:21.721

63 Porsche 911 2.0L
GTL

1. Patrice CAMPILLO

1	1	4:18.263	2:00.986	59.234	1:18.043		4:18.263
2	1	2:57.043	47.564	53.517	1:15.962	179.7	7:15.306
3	1	2:55.759	47.111	53.291	1:15.357	179.7	10:11.065
4	1	2:55.422	47.686	53.169	1:14.567	181.2	13:06.487
5	1	2:54.873	47.033	54.008	1:13.832	178.5	16:01.360

64 Porsche 911 2.0L
ELI

1. Andrew SMITH
2. Oliver BRYANT

1	1	3:17.327	1:15.212	51.549	1:10.566		3:17.327
2	1	2:45.173	46.218	49.782	1:09.173	187.5	6:02.500
3	1	2:43.757	43.784	50.428	1:09.545	187.2	8:46.257
4	1	2:41.641	43.572	49.212	1:08.857	188.5	11:27.898
5	1	2:41.242	43.429	48.924	1:08.889	187.5	14:09.140
6	1	2:47.546	43.449	49.154	1:14.943	188.2	16:56.686
7	1	2:51.464	B 43.452	48.874	1:19.138	187.8	19:48.150
8	1	3:53.232	1:52.916	51.140	1:09.176		23:41.382
9	1	2:43.741	44.435	50.091	1:09.215	185.9	26:25.123
10	1	2:42.702	43.834	49.453	1:09.415	185.9	29:07.825
11	1	2:42.875	43.775	49.663	1:09.437	186.2	31:50.700

68 Porsche 911 2.0L
GTL-ELI

1. Michiel VAN DUJVENDIJK
2. Pascal PANDELAAR

1	1	4:00.891	1:56.477	50.795	1:13.619		4:00.891
2	1	2:51.829	45.939	53.829	1:12.061	188.5	6:52.720
3	1	2:47.364	45.413	50.262	1:11.689	187.8	9:40.084
4	1	2:48.259	45.172	50.969	1:12.118	187.8	12:28.343
5	1	2:52.805	B 45.006	50.461	1:17.338	188.5	15:21.148
6	1	4:13.326	2:07.959	54.563	1:10.804		19:34.474
7	1	2:44.942	44.891	49.788	1:10.263	191.2	22:19.416
8	1	2:43.916	44.568	49.498	1:09.850	190.1	25:03.332
9	1	2:45.026	44.424	49.480	1:11.122	190.8	27:48.358
10	1	2:43.492	44.571	49.467	1:09.454	190.5	30:31.850

69 Porsche 911 2.0L
GTL

1. Johan-Frank DIRICKX
2. Quinten DEVREKER

1	1	3:49.236	1:38.258	54.359	1:16.619		3:49.236
---	---	----------	----------	--------	----------	--	----------

72 Porsche 911 2.0L
GTL

1. Richard COOK
2. Harvey STANLEY

1	1	2:58.191	56.595	50.543	1:11.053		2:58.191
2	1	2:46.163	44.723	50.307	1:11.133	185.9	5:44.354
3	1	2:45.212	45.164	49.688	1:10.360	187.8	8:29.566
4	1	2:45.122	44.554	50.464	1:10.104	188.2	11:14.688
5	1	2:46.871	44.673	50.253	1:11.945	188.2	14:01.559
6	1	2:55.891	B 45.581	49.534	1:20.776	187.5	16:57.450
7	1	4:44.837	2:40.455	52.235	1:12.147	110.5	21:42.287
8	1	2:47.299	45.553	50.430	1:11.316	189.8	24:29.586
9	1	2:46.756	45.746	50.342	1:10.668	190.8	27:16.342
10	1	2:49.808	45.811	51.719	1:12.278	192.5	30:06.150

73 Porsche 911 2.0L
GTL-ELI

1. William PAUL
2. Rory BUTCHER

1	1	3:02.039	59.520	50.309	1:12.210		3:02.039
2	1	2:41.558	43.932	49.358	1:08.268	186.9	5:43.597
3	1	2:41.630	43.895	49.292	1:08.443	187.5	8:25.227
4	1	2:55.474	B 43.846	49.892	1:21.736	189.5	11:20.701
5	1	5:16.469	3:11.105	51.942	1:13.422		16:37.170
6	1	2:52.099	46.789	52.274	1:13.036	185.2	19:29.269
7	1	2:51.794	46.355	51.771	1:13.668	186.2	22:21.063
8	1	2:51.788	46.438	51.800	1:13.550	187.2	25:12.851
9	1	2:51.943	46.918	51.648	1:13.377	185.9	28:04.794
10	1	2:52.536	46.831	53.241	1:12.464	186.2	30:57.330

74 Porsche 911 2.0L
GTL

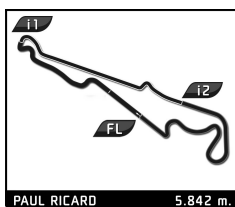
1. Christian COLL

1	1	4:07.327	1:58.561	54.179	1:14.587		4:07.327
2	1	2:52.404	46.730	53.105	1:12.569	180.9	6:59.731
3	1	2:52.401	46.717	52.469	1:13.215	184.0	9:52.132
4	1	2:53.331	47.264	52.919	1:13.148	183.4	12:45.463
5	1	2:53.526	46.841	52.379	1:14.306	183.1	15:38.989
6	1	2:51.968	47.289	52.153	1:12.526	181.5	18:30.957
7	1	2:52.579	46.843	52.858	1:12.878	181.5	21:23.536
8	1	2:59.294	48.127	54.137	1:17.030	181.2	24:22.830
9	1	2:53.449	47.374	52.204	1:13.871	178.2	27:16.279
10	1	2:54.362	47.295	51.753	1:15.314	180.9	30:10.641

75 Porsche 911 2.0L
GTL-ELI

1. Simon EVANS
2. James LITTLEJOHN

1	1	4:53.753	2:36.682	56.277	1:20.794		4:53.753
2	1	2:44.187	44.535	49.961	1:09.691	183.1	7:37.940
3	1	2:44.268	44.566	50.113	1:09.589	185.2	10:22.208
4	1	2:44.110	44.272	49.918	1:09.920	184.9	13:06.318
5	1	2:43.655	44.608	49.610	1:09.437	185.9	15:49.973
6	1	2:49.083	B 44.420	49.920	1:14.743	186.5	18:39.056



2.0L CUP
DIX MILLE TOURS
QUALIFYING

Sector Analysis

— Invalidated Lap ■ Personal Best ■ Session Best B Crossing the finish line in the pit lane

Lap	D	Time	Sector 1	Sector 2	Sector 3	T.Sp	Elapsed	Lap	D	Time	Sector 1	Sector 2	Sector 3	T.Sp	Elapsed
7	1	4:25.869	2:17.846	52.146	1:15.877		23:04.925	4	1	2:51.173	46.309	51.513	1:13.351	178.2	12:04.103
8	1	2:50.648	45.915	51.692	1:13.041	184.9	25:55.573	5	1	9:15.498 B	49.876	55.304	7:30.318	166.2	21:19.601
9	1	2:51.127	46.604	51.744	1:12.779	184.3	28:46.700	6	1	3:11.306	1:04.007	51.800	1:15.499		24:30.907
10	1	2:49.646	45.714	51.822	1:12.110	183.4	31:36.346	7	1	2:52.758	47.093	51.588	1:14.077	186.2	27:23.665
								8	1	2:56.246	48.906	51.724	1:15.616	175.0	30:19.911

77 1.Mark SUMPTER
Porsche 911 2.0L
ELI

1	1	2:56.119	55.347	51.065	1:09.707		2:56.119
2	1	2:41.141	43.748	49.052	1:08.341	189.8	5:37.260
3	1	2:40.888	43.435	49.170	1:08.293	190.8	8:18.148
4	1	2:41.531	43.835	49.253	1:08.443	194.2	10:59.679
5	1	2:40.755	43.528	48.906	1:08.321	191.8	13:40.434
6	1	3:01.527 B	48.121	51.339	1:22.067	174.2	16:41.961

94 1.Georges VERQUIN
Porsche 911 2.0L
GTL

1	1	3:27.661	1:16.647	54.906	1:16.108		3:27.661
2	1	3:02.095	50.424	53.335	1:18.336	179.1	6:29.756
3	1	2:57.210	48.285	54.026	1:14.899	180.0	9:26.966
4	1	2:54.879	47.960	52.429	1:14.490	184.0	12:21.845
5	1	2:57.573	49.064	53.038	1:15.471	176.2	15:19.418
6	1	2:59.295	48.939	54.894	1:15.462	179.4	18:18.713
7	1	2:58.532	49.501	53.564	1:15.467	174.5	21:17.245
8	1	2:57.303	48.701	53.155	1:15.447	179.1	24:14.548
9	1	2:55.635	48.151	52.411	1:15.073	180.9	27:10.183
10	1	2:55.707	48.158	52.430	1:15.119	177.9	30:05.890

82 1.Uwe KOLB
2.Lorenzo ROCCO
Porsche 911 2.0L
GTL

1	1	3:42.705	1:25.708	57.239	1:19.758		3:42.705
2	1	3:01.551	50.444	54.554	1:16.553	170.6	6:44.256
3	1	3:01.638	49.320	54.468	1:17.850	175.6	9:45.894
4	1	3:00.550	49.704	54.124	1:16.722	174.8	12:46.444
5	1	5:02.612 B	49.202	54.108	3:19.302	174.5	17:49.056
6	1	3:12.211	1:04.165	53.120	1:14.926		21:01.267
7	1	2:56.186	47.880	53.840	1:14.466	178.2	23:57.453
8	1	2:54.454	47.500	52.880	1:14.074	179.7	26:51.907
9	1	2:55.103	47.465	52.835	1:14.803	181.2	29:47.010
10	1	2:53.322	47.440	52.297	1:13.585	180.3	32:40.332

113 1.Christophe FLORIN
Porsche 911 2.0L
GTL

1	1	3:52.205	1:28.578	1:01.035	1:22.592		3:52.205
2	1	3:12.671	53.744	59.014	1:19.913	154.1	7:04.876
3	1	3:03.559	51.015	54.599	1:17.945	177.9	10:08.435
4	1	3:12.151 B	49.634	57.361	1:25.156	177.6	13:20.586
5	1	4:11.324	2:00.894	53.945	1:16.485		17:31.910
6	1	2:59.106	49.053	53.510	1:16.543	181.2	20:31.016
7	1	2:56.997	48.412	53.738	1:14.847	181.8	23:28.013
8	1	2:58.536	48.297	53.492	1:16.747	183.4	26:26.549
9	1	2:57.816	48.279	53.298	1:16.239	181.5	29:24.365
10	1	2:56.705	47.628	53.689	1:15.388	180.9	32:21.070

84 1.Stephen JONES
2.Robert BARRIE
Porsche 911 2.0L
GTL

1	1	3:07.604	1:05.455	50.701	1:11.448		3:07.604
2	1	2:48.377	45.732	50.715	1:11.930	185.2	5:55.981
3	1	2:51.011	46.387	51.643	1:12.981	188.5	8:46.992
4	1	2:57.929 B	46.452	51.178	1:20.299	186.9	11:44.921
5	1	4:12.180	2:09.065	51.098	1:12.017		15:57.101
6	1	2:50.816	45.863	51.858	1:13.095	185.6	18:47.917
7	1	2:51.286	47.036	51.850	1:12.400	184.3	21:39.203
8	1	2:48.518	45.826	50.612	1:12.080	185.6	24:27.721
9	1	2:48.147	46.793	50.298	1:11.056	187.5	27:15.868
10	1	2:47.739	45.434	51.168	1:11.137	187.8	30:03.607

757 1.UWE BRUSCHNIK
2.Robert HAUG
Porsche 911 2.0L
GTL

1	1	4:15.317	2:05.893	55.474	1:13.950		4:15.317
2	1	2:50.808	47.017	52.113	1:11.678	179.7	7:06.125
3	1	2:51.173	47.209	52.220	1:11.744	182.4	9:57.298
4	1	2:50.059	46.632	52.011	1:11.416	181.5	12:47.357
5	1	3:01.114 B	46.571	51.782	1:22.761	181.8	15:48.471
6	1	4:51.799	2:44.173	52.758	1:14.868		20:40.270
7	1	2:53.061	46.659	51.496	1:14.906	183.1	23:33.331
8	1	3:25.778 B	54.442	55.679	1:35.657	142.3	26:59.109

91 1.Francisco SA CARNEIRO
2.Antonio SIMOES
Porsche 911 2.0L
GTL

1	1	4:27.091	2:10.543	57.483	1:19.065		4:27.091
2	1	2:54.749	48.352	53.479	1:12.918	183.7	7:21.840
3	1	2:50.207	47.040	51.544	1:11.623	187.8	10:12.047
4	1	2:47.937	45.663	51.169	1:11.105	188.2	12:59.984
5	1	2:58.663 B	47.565	52.639	1:18.459	188.2	15:58.647
6	1	4:48.139	2:31.099	55.970	1:21.070		20:46.786
7	1	3:05.383	50.640	55.322	1:19.421	176.8	23:52.169
8	1	3:05.851	50.804	56.606	1:18.441	177.0	26:58.020
9	1	3:03.225	50.860	54.664	1:17.701	178.2	30:01.245

92 1.Michel MORA
2.Roland BERUILLE
Porsche 911 2.0L
GTL

1	1	3:24.813	1:14.703	54.434	1:15.676		3:24.813
2	1	2:54.994	48.023	53.643	1:13.328	182.7	6:19.807
3	1	2:53.123	47.138	52.277	1:13.708	184.9	9:12.930