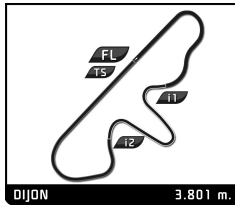


FORMULE JR. GRAND PRIX DE L'AGE D'OR RACE GRID 2

Sector Analysis

■ Personal Best
 ■ Session Best
 ■ Crossing the finish line in pit lane

Lap	D	Time	Sector 1	Sector 2	Sector 3	T. Spd	Elapsed	Lap	D	Time	Sector 1	Sector 2	Sector 3	T. Spd	Elapsed
4		RAYBERG FJ 1959										B2			
		1. Floris-Jan HEKKER													
1	1	2:26.937	38.282	42.456	1:06.199	98.5	2:26.937	6	1	1:40.669	28.595	36.083	35.991	193.5	12:44.076
2	1	2:50.726	50.117	53.790	1:06.819	94.7	5:17.663	7	1	1:42.775	28.259	37.117	37.399	185.6	14:26.851
3	1	2:26.561	45.078	54.027	47.456	172.2	7:44.224	8	1	1:40.404	28.382	35.980	36.042	191.8	16:07.255
4	1	1:47.468	30.158	38.470	38.840	179.4	9:31.692	9	1	1:41.029	28.361	36.427	36.241	186.5	17:48.284
5	1	1:46.892	29.456	38.986	38.450	178.8	11:18.584	10	1	1:39.657	27.854	35.795	36.008	189.5	19:27.941
6	1	1:49.582	29.633	39.642	40.307	175.3	13:08.166	11	1	1:40.972	27.784	36.538	36.650	186.2	21:08.913
7	1	1:46.183	29.285	38.206	38.692	176.2	14:54.349	12	1	1:41.804	28.650	36.563	36.591	187.5	22:50.717
8	1	1:46.350	29.343	38.101	38.906	175.3	16:40.699	13	1	1:43.326	28.865	36.667	37.794	186.9	24:34.043
9	1	1:45.749	29.236	37.913	38.600	176.2	18:26.448	14	1	1:42.807	29.053	36.706	37.048	185.6	26:16.850
10	1	1:45.865	28.995	38.123	38.747	175.9	20:12.313								
11	1	1:47.233	28.703	39.096	39.434	174.8	21:59.546								
12	1	1:47.212	29.166	39.208	38.838	176.8	23:46.758								
13	1	1:46.338	28.939	38.720	38.679	175.0	25:33.096								
14	1	1:46.394	28.906	38.778	38.710	176.2	27:19.490								
7		ALEXIS HF1 1959										B2			
		1. Duncan RABAGLIATI													
1	1	2:30.382	42.286	42.017	1:06.079	90.8	2:30.382								
2	1	2:51.054	50.111	55.588	1:05.355	87.4	5:21.436								
3	1	2:25.287	44.846	54.066	46.375	171.2	7:46.723								
4	1	1:53.358	32.593	39.844	40.921	171.4	9:40.081								
5	1	1:53.800	32.688	40.049	41.063	172.8	11:33.881								
6	1	1:54.554	33.157	40.274	41.123	169.8	13:28.435								
7	1	1:54.124	32.587	40.209	41.328	168.2	15:22.559								
8	1	1:54.228	32.549	40.287	41.392	163.4	17:16.787								
9	1	1:52.455	32.460	39.703	40.292	170.9	19:09.242								
10	1	1:52.646	31.456	40.158	41.032	170.9	21:01.888								
11	1	1:53.519	32.138	40.184	41.197	169.3	22:55.407								
12	1	1:53.269	31.774	40.048	41.447	170.6	24:48.676								
13	1	1:52.770	32.077	40.175	40.518	167.7	26:41.446								
8		GEMINI MK2 1960										B2			
		1. Larry KINCH													
1	1	2:29.752	42.313	40.713	1:06.726	91.0	2:29.752								
2	1	2:51.130	50.197	54.884	1:06.049	87.8	5:20.882								
3	1	2:24.510	44.687	53.710	46.113	178.5	7:45.392								
4	1	1:51.040	31.956	38.786	40.298	178.2	9:36.432								
5	1	1:50.237	31.649	38.607	39.981	179.1	11:26.669								
6	1	1:49.774	30.778	38.912	40.084	179.4	13:16.443								
7	1	1:51.221	31.191	39.176	40.854	176.2	15:07.664								
8	1	1:53.424	32.171	40.073	41.180	170.1	17:01.088								
9	1	1:54.101	32.888	40.177	41.036	175.9	18:55.189								
10	1	1:52.953	31.792	39.767	41.394	173.9	20:48.142								
11	1	1:53.418	31.630	40.481	41.307	176.2	22:41.560								
12	1	1:54.006	32.098	40.210	41.698	178.8	24:35.566								
13	1	1:53.231	31.668	40.066	41.497	175.3	26:28.797								
14		COOPER T56 1960										C2			
		1. Crispian BESLEY													
1	1	2:21.072	35.340	40.232	1:05.500	91.0	2:21.072								
2	1	2:48.926	50.639	52.527	1:05.760	95.6	5:09.998								
3	1	2:28.930	48.193	53.305	47.432	179.7	7:38.928								
4	1	1:42.357	28.907	36.526	36.924	185.6	9:21.285								
5	1	1:42.122	28.481	36.992	36.649	186.5	11:03.407								
16		STANGUellini FJ 1959										A			
		1. Marcel RITZI													
1	1	2:35.133	46.599	45.115	1:03.419	87.1	2:35.133								
2	1	2:50.520	49.695	56.087	1:04.738	87.2	5:25.653								
3	1	2:26.892	46.540	53.769	46.583	155.4	7:52.545								
4	1	2:04.402	36.572	43.491	44.339	174.5	9:56.947								
5	1	2:02.031	35.483	43.576	42.972	176.8	11:58.978								
6	1	1:59.163	34.204	42.462	42.497	175.9	13:58.141								
7	1	1:58.833	33.990	42.293	42.550	163.1	15:56.974								
8	1	2:01.172	35.027	43.874	42.271	162.2	17:58.146								
9	1	1:59.946	34.287	42.576	43.083	165.1	19:58.092								
10	1	2:01.914	34.774	43.491	43.649	159.8	22:00.006								
17		SCORPION 500 S 1960										B1			
		1. Stephane REY													
1	1	2:25.070	38.585	40.692	1:05.793	94.6	2:25.070								
2	1	2:49.728	50.329	53.321	1:06.078	111.7	5:14.798								
3	1	2:27.452	46.323	53.737	47.392	176.2	7:42.250								
4	1	1:46.838	30.512	38.256	38.070	180.9	9:29.088								
5	1	1:47.814	29.982	39.449	38.383	183.7	11:16.902								
6	1	1:44.811	30.196	37.148	37.467	183.7	13:01.713								
7	1	1:45.655	30.061	38.692	36.902	187.8	14:47.368								
8	1	1:43.944	29.172	37.362	37.410	187.5	16:31.312								
9	1	1:45.176	29.732	38.546	36.898	186.5	18:16.488								
10	1	1:43.132	29.334	37.192	36.606	189.8	19:59.620								
11	1	1:45.811	30.193	37.538	38.080	184.9	21:45.431								
12	1	1:46.726	30.820	38.505	37.401	185.2	23:32.157								
13	1	1:43.289	28.695	36.894	37.700	175.9	25:15.446								
14	1	1:44.520	29.236	37.827	37.457	176.2	26:59.966								
18		U2 Mk 2 1960										B2			
		1. Erik JUSTESEN													
1	1	2:24.359	38.072	40.187	1:06.100	98.7	2:24.359								
2	1	2:49.569	50.291	53.107	1:06.171	114.5	5:13.928								
3	1	2:27.689	46.486	53.201	48.002	179.4	7:41.617								
4	1	1:46.886	30.170	38.919	37.797	184.9	9:28.503								
5	1	1:47.261	30.304	38.986	37.971	183.1	11:15.764								
6	1	1:45.566	30.526	36.998	38.042	181.5	13:01.330								
7	1	1:44.091	29.785	37.173	37.133	189.5	14:45.421								
8	1	1:44.601	29.627	37.300	37.674	184.0	16:30.022								
9	1	1:43.495	29.152	37.055	37.288	185.9	18:13.517								
10	1	1:43.855	29.196	37.182	37.477	183.1	19:57.372								
11	1	1:44.899	29.288	37.654	37.957	181.8	21:42.271								
12	1	1:44.397	29.452	37.321	37.624	183.4	23:26.668								
13	1	1:44.009	29.340	37.126	37.543	184.6	25:10.677								
14	1	1:43.844	29.331	37.214	37.299	185.9	26:54.521								

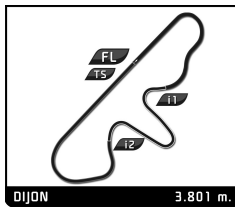


FORMULE JR. GRAND PRIX DE L'AGE D'OR RACE GRID 2

Sector Analysis

■ Personal Best
 ■ Session Best
 ■ Crossing the finish line in pit lane

Lap	D	Time	Sector 1	Sector 2	Sector 3	T. Spd	Elapsed	Lap	D	Time	Sector 1	Sector 2	Sector 3	T. Spd	Elapsed	
27	STANGUELLINI FJ 1960 1. Tom DE GRES							A	5	1	1:50.826	32.568	39.050	39.208	185.6	11:27.720
	1	2:27.292	39.649	41.548	1:06.095	99.6	2:27.292	6	1	1:49.322	31.853	38.571	38.898	179.1	13:17.042	
	2	2:51.022	50.330	53.631	1:07.061	90.2	5:18.314	7	1	1:51.291	32.387	38.863	40.041	182.7	15:08.333	
	3	2:26.016	44.977	53.838	47.201	173.4	7:44.330	8	1	1:52.546	32.743	39.635	40.168	181.2	17:00.879	
	4	1:46.447	30.431	38.319	37.697	189.1	9:30.777	9	1	1:51.842	32.402	39.430	40.010	182.7	18:52.721	
	5	1:46.649	29.720	38.704	38.225	184.6	11:17.426	10	1	1:52.775	33.131	39.874	39.770	180.0	20:45.496	
	6	1:44.577	30.168	37.347	37.062	187.2	13:02.003	11	1	1:53.466	32.902	39.635	40.929	180.3	22:38.962	
	7	1:44.557	29.814	37.507	37.236	184.9	14:46.560	12	1	1:53.768	33.574	39.615	40.579	180.3	24:32.730	
	8	1:45.116	29.695	37.983	37.438	185.2	16:31.676	13	1	1:53.176	33.437	38.887	40.852	179.4	26:25.906	
	9	1:44.038	29.726	37.283	37.029	186.2	18:15.714									
	10	1:43.556	29.859	36.993	36.704	190.5	19:59.270									
	11	1:45.885	30.001	37.662	38.222	184.6	21:45.155									
	12	1:46.688	30.655	38.528	37.505	183.1	23:31.843									
	13	1:43.764	29.266	36.881	37.617	184.6	25:15.607									
	14	1:44.850	29.367	37.992	37.491	185.9	27:00.457									
30	LOTUS 18 1960 1. Luc DENEVE							C1	1	1	2:31.177	43.091	42.101	1:05.985	93.9	2:31.177
	2	2:51.343	50.390	54.521	1:06.432	86.1	5:19.698	2	1	2:50.451	49.936	55.345	1:05.170	85.3	5:21.628	
	3	2:25.190	44.681	53.895	46.614	179.7	7:44.888	3	1	2:25.084	45.255	54.048	45.781	176.2	7:46.712	
	4	1:47.230	30.101	38.833	38.296	189.1	9:32.118	4	1	1:49.575	30.991	39.033	39.551	178.2	9:36.287	
	5	1:46.743	29.576	39.034	38.133	189.1	11:18.861	5	1	1:49.181	30.373	38.765	40.043	177.3	11:25.468	
	6	1:47.730	29.801	38.759	39.170	183.4	13:06.591	6	1	1:50.989	30.732	39.697	40.560	174.8	13:16.457	
	7	1:46.083	29.464	37.747	38.872	183.1	14:52.674	7	1	1:51.646	31.743	39.447	40.456	177.3	15:08.103	
	8	1:46.183	29.116	38.016	39.051	183.7	16:38.857	8	1	1:52.864	32.113	40.022	40.729	173.1	17:00.967	
	9	1:46.274	29.104	38.913	38.257	184.3	18:25.131	9	1	1:50.741	32.683	38.638	39.420	174.2	18:51.708	
	10	1:45.917	28.996	38.283	38.638	183.7	20:11.048	10	1	1:50.103	30.177	39.356	40.570	171.7	20:41.811	
	11	1:47.283	28.954	39.823	38.506	182.7	21:58.331	11	1	1:49.600	31.199	38.967	39.434	173.9	22:31.411	
	12	1:47.494	29.449	39.339	38.706	184.0	23:45.825	12	1	1:49.513	31.429	38.815	39.269	175.6	24:20.924	
	13	1:46.159	29.063	38.821	38.275	182.7	25:31.984	13	1	1:49.684	30.897	38.881	39.906	174.8	26:10.608	
	14	1:46.470	29.168	38.735	38.567	183.1	27:18.454	14	1	1:52.283	31.502	39.463	41.318	171.7	28:02.891	
31	LOTUS 18 1960 1. Peter EDBROOKE							C2	1	1	2:28.272	39.973	41.533	1:06.766	93.6	2:28.272
	2	2:50.237	49.712	55.465	1:05.060	87.8	5:22.213	2	1	2:50.999	49.831	54.686	1:06.482	91.0	5:19.271	
	3	2:26.287	45.276	55.038	45.973	169.3	7:48.500	3	1	2:25.130	44.614	53.540	46.976	182.7	7:44.401	
	4	1:59.126	32.647	43.094	43.385	162.7	9:47.626	4	1	1:45.754	29.420	38.193	38.141	191.8	9:30.155	
	5	2:01.975	34.867	42.979	44.129	164.9	11:49.601	5	1	1:46.199	30.035	38.566	37.598	191.2	11:16.354	
	6	1:59.178	33.990	42.174	43.014	163.9	13:48.779	6	1	1:44.746	30.348	37.215	37.183	185.9	13:01.100	
	7	1:59.935	34.483	41.731	43.721	154.7	15:48.714	7	1	1:45.783	30.404	38.535	36.844	192.5	14:46.883	
	8	1:59.873	34.944	42.058	42.871	164.1	17:48.587	8	1	1:44.136	29.036	37.445	37.655	186.5	16:31.019	
	9	1:56.845	33.841	40.990	42.014	164.9	19:45.432	9	1	1:44.853	29.761	38.480	36.612	190.8	18:15.872	
	10	1:59.928	33.718	43.401	42.809	169.3	21:45.360	10	1	1:42.787	29.455	36.604	36.728	191.2	19:58.659	
	11	1:55.365	32.791	40.890	41.684	167.4	23:40.725	11	1	1:46.035	30.217	37.745	38.073	186.2	21:44.694	
	12	1:55.994	32.406	42.474	41.114	168.2	25:36.719	12	1	1:46.499	30.833	38.550	37.116	186.2	23:31.193	
	13	1:55.059	32.969	40.262	41.828	166.4	27:31.778	13	1	1:43.973	28.790	37.412	37.771	186.5	25:15.166	
	14							14	1	1:44.764	28.994	38.604	37.166	186.9	26:59.930	
32	ELVA 200 1960 1. Gilbert LENOIR							C2	1	1	2:32.799	44.383	43.914	1:04.502	85.8	2:32.799
	2	2:51.294	50.421	54.552	1:06.321	88.4	5:20.464	2	1	2:50.074	49.545	55.588	1:04.941	89.0	5:22.873	
	3	2:24.609	44.951	53.503	46.155	176.2	7:45.073	3	1	2:26.726	45.407	55.089	46.230	164.4	7:49.599	
	4	1:51.821	31.892	40.322	39.607	183.1	9:36.894	4	1	1:53.620	31.975	40.361	41.284	158.6	9:43.219	
								5	1	1:51.728	30.697	40.603	40.428	163.4	11:34.947	
								6	1	1:54.336	32.592	40.787	40.957	166.2	13:29.283	
								7	1	1:53.721	32.140	40.207	41.374	163.1	15:23.004	
								8	1	1:53.331	31.193	40.355	41.783	150.8	17:16.335	
								9	1	1:52.144	31.089	40.053	41.002	157.4	19:08.479	
								10	1	1:51.868	30.515	39.937	41.416	154.7	21:00.347	
								11	1	1:51.826	30.778	39.830	41.218	157.0	22:52.173	

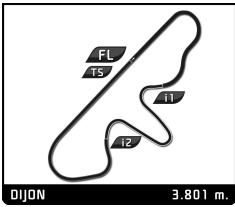


FORMULE JR.
GRAND PRIX DE L'AGE D'OR
RACE GRID 2

Sector Analysis

Personal Best Session Best B Crossing the finish line in pit lane

Lap	D	Time	Sector 1	Sector 2	Sector 3	T. Spd	Elapsed	Lap	D	Time	Sector 1	Sector 2	Sector 3	T. Spd	Elapsed							
12	1	1:51.251	30.626	39.839	40.786	158.1	24:43.424	4	1	1:45.697	30.218	37.996	37.483	190.5	9:25.670							
13	1	1:51.081	30.213	40.567	40.301	164.1	26:34.505	5	1	1:47.115	31.004	38.757	37.354	187.8	11:12.785							
63 TARASCHI FJ 1960 1. Daniele SALODINI A								6								1	1:43.311	28.930	37.389	36.992	189.8	12:56.096
1	1	2:26.019	39.248	40.632	1:06.139	99.8	2:26.019	7	1	1:44.110	29.093	37.765	37.252	189.1	14:40.206							
2	1	2:49.967	50.240	53.356	1:06.371	116.9	5:15.986	8	1	1:42.728	28.684	37.006	37.038	187.8	16:22.934							
3	1	2:26.404	45.755	53.894	46.755	177.0	7:42.390	9	1	1:43.609	29.131	37.229	37.249	187.8	18:06.543							
4	1	1:47.031	31.138	37.791	38.102	197.1	9:29.421	10	1	1:44.385	28.887	37.588	37.910	188.2	19:50.928							
5	1	1:46.196	30.485	38.288	37.423	197.1	11:15.617	11	1	1:44.647	29.610	37.810	37.227	187.2	21:35.575							
6	1	1:45.043	30.294	36.764	37.985	191.8	13:00.660	12	1	1:43.968	29.382	37.371	37.215	185.9	23:19.543							
7	1	1:44.275	29.875	36.762	37.638	192.9	14:44.935	13	1	1:43.907	29.337	37.204	37.366	172.2	25:03.450							
8	1	1:45.608	30.683	37.270	37.655	191.5	16:30.543	14	1	1:44.921	30.333	37.161	37.427	171.2	26:48.371							
9	1	1:43.905	29.954	36.646	37.305	194.9	18:14.448	127 ELVA 100 1959 1. Gunther LEIDIG B2														
10	1	1:43.848	29.759	36.507	37.582	194.2	19:58.296	1	1	2:33.995	44.256	46.537	1:03.202	84.8	2:33.995							
11	1	2:32.350	30.211	1:22.165	39.974	180.3	22:30.646	2	1	2:49.874	49.295	55.802	1:04.777	93.3	5:23.869							
12	1	1:47.898	31.625	37.591	38.682	185.9	24:18.544	3	1	2:28.007	45.543	55.071	47.393	149.2	7:51.876							
13	1	1:46.456	30.396	37.279	38.781	186.9	26:05.000	4	1	2:00.218	33.996	42.762	43.460	156.7	9:52.094							
14	1	1:48.857	31.718	37.997	39.142	165.4	27:53.857	5	1	2:01.355	34.471	42.433	44.451	158.4	11:53.449							
74 FARANDA FJ 1959 1. Malcolm WISHART A								6	1	1:59.543	34.533	42.110	42.900	158.6	13:52.992							
1	1	2:33.492	44.840	44.495	1:04.157	84.6	2:33.492	7	1	1:58.709	33.672	41.792	43.245	159.1	15:51.701							
2	1	2:49.851	49.316	55.592	1:04.943	90.3	5:23.343	8	1	1:59.094	33.855	41.478	43.761	161.9	17:50.795							
3	1	2:28.542	45.404	55.148	47.990	145.0	7:51.885	9	1	1:56.449	33.091	40.892	42.466	162.9	19:47.244							
4	1	2:09.160	37.504	44.258	47.398	141.2	10:01.045	10	1	2:03.823	34.476	43.889	45.458	146.1	21:51.067							
5	1	2:02.327	34.273	41.789	46.265	141.5	12:03.372	11	1	2:01.711	33.359	43.251	45.101	161.4	23:52.778							
6	1	1:58.717	34.293	41.424	43.000	146.5	14:02.089	12	1	1:56.495	32.656	41.242	42.597	157.7	25:49.273							
7	1	1:57.369	33.320	41.160	42.889	147.3	15:59.458	13	1	1:55.801	32.106	41.029	42.666	162.9	27:45.074							
8	1	1:58.327	32.839	41.601	43.887	144.6	17:57.785	132 LOTUS 18 1960 1. Colin NURSEY C2														
9	1	1:58.748	32.987	41.616	44.145	146.9	19:56.533	1	1	2:21.610	35.519	40.405	1:05.686	92.9	2:21.610							
10	1	1:57.820	33.882	40.690	43.248	146.1	21:54.353	2	1	2:49.081	50.774	52.602	1:05.705	103.9	5:10.691							
11	1	1:59.280	32.295	42.402	44.583	144.2	23:53.633	3	1	2:29.043	47.856	53.281	47.906	181.8	7:39.734							
12	1	1:58.025	32.409	41.714	43.902	144.0	25:51.658	4	1	1:41.629	28.833	36.425	36.371	186.2	9:21.363							
96 ENVOY FJ 1959 1. Christian LANGE C2								5	1	1:42.107	28.786	36.799	36.522	190.1	11:03.470							
1	1	2:26.341	39.641	40.621	1:06.079	99.4	2:26.341	6	1	1:40.396	28.315	35.865	36.216	186.2	12:43.866							
2	1	2:50.414	50.241	53.442	1:06.731	107.6	5:16.755	7	1	1:42.907	28.811	37.115	36.981	187.5	14:26.773							
3	1	2:25.827	45.446	53.809	46.572	187.8	7:42.582	8	1	1:39.981	27.957	35.386	36.638	186.2	16:06.754							
4	1	1:44.973	29.386	38.549	37.038	188.5	9:27.555	9	1	1:39.830	27.764	35.683	36.383	186.5	17:46.584							
5	1	1:44.557	29.248	38.371	36.938	185.6	11:12.112	10	1	1:39.401	27.820	35.212	36.369	185.9	19:25.985							
6	1	1:43.802	28.871	37.275	37.656	184.9	12:55.914	11	1	1:58.966	27.706	54.153	37.107	186.2	21:24.951							
7	1	1:44.230	28.874	37.990	37.366	185.9	14:40.144	12	1	1:40.447	28.255	35.449	36.743	187.2	23:05.398							
8	1	1:44.836	29.236	37.843	37.757	187.5	16:24.980	13	1	1:40.479	27.979	35.566	36.934	187.2	24:45.877							
9	1	1:44.651	29.087	37.760	37.804	188.5	18:09.631	14	1	1:41.579	28.343	36.179	37.057	185.9	26:27.456							
10	1	1:44.545	29.039	37.805	37.701	187.5	19:54.176	146 ELVA 200 1960 1. Mark HAYNES C2														
11	1	1:44.174	29.451	37.084	37.639	186.5	21:38.350	1	1	2:23.402	37.641	39.763	1:05.998	99.5	2:23.402							
12	1	1:45.322	29.380	37.619	38.323	186.9	23:23.672	2	1	2:49.929	50.464	52.704	1:06.761	117.9	5:13.331							
13	1	1:45.241	29.466	38.184	37.591	186.5	25:08.913	3	1	2:27.076	46.478	53.219	47.379	182.4	7:40.407							
14	1	1:44.913	29.630	37.517	37.766	184.9	26:53.826	4	1	1:47.647	30.734	38.847	38.066	188.8	9:28.054							
116 LOLA Mk2 1960 1. Alan BAILLIE B2								5	1	1:47.492	30.392	39.063	38.037	190.1	11:15.546							
1	1	2:22.456	37.167	39.131	1:06.158	89.3	2:22.456	6	1	1:48.900	32.038	38.685	38.177	191.5	13:04.446							
2	1	2:49.180	50.440	52.794	1:05.946	120.3	5:11.636	7	1	1:46.401	30.175	38.470	37.756	189.5	14:50.847							
3	1	2:28.337	47.382	53.254	47.701	182.4	7:39.973	8	1	1:46.367	29.871	38.257	38.239	189.1	16:37.214							
								9	1	1:46.819	30.401	38.606	37.812	189.8	18:24.033							
								10	1	1:45.681	29.467	38.336	37.878	189.5	20:09.714							



FORMULE JR.
GRAND PRIX DE L'AGE D'OR
RACE GRID 2

Sector Analysis

■ Personal Best ■ Session Best B Crossing the finish line in pit lane

Lap	D	Time	Sector 1	Sector 2	Sector 3	T. Spd	Elapsed	Lap	D	Time	Sector 1	Sector 2	Sector 3	T. Spd	Elapsed
11	1	1:48.020	30.186	39.208	38.626	187.2	21:57.734								
12	1	1:47.132	29.813	38.903	38.416	188.8	23:44.866								
13	1	1:46.186	29.744	38.624	37.818	187.2	25:31.052								
14	1	1:46.273	29.800	38.651	37.822	187.8	27:17.325								