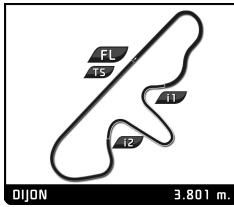


FORMULE JR. GRAND PRIX DE L'AGE D'OR RACE GRID 1

Sector Analysis

							■ Personal Best ■ Session Best ■ Crossing the finish line in pit lane								
Lap	D	Time	Sector 1	Sector 2	Sector 3	T. Spd	Elapsed	Lap	D	Time	Sector 1	Sector 2	Sector 3	T. Spd	Elapsed
5		LOLA Mk5a 1963 1. Robin LONGDON					E1								
1	1	1:48.662	34.263	34.666	39.733	205.3	1:48.662	3	1	1:37.155	27.263	34.753	35.139	204.5	5:10.764
2	1	1:35.100	26.593	34.671	33.836	211.4	3:23.762	4	1	1:36.987	27.041	34.823	35.123	203.8	6:47.751
3	1	1:33.959	25.885	34.275	33.799	212.2	4:57.721	5	1	1:38.290	27.287	35.815	35.188	205.3	8:26.041
4	1	1:34.550	26.633	34.240	33.677	210.9	6:32.271	6	1	1:39.050	27.926	35.419	35.705	203.8	10:05.091
5	1	1:34.442	26.399	34.414	33.629	211.8	8:06.713	7	1	1:38.478	28.239	34.973	35.266	207.3	11:43.569
6	1	1:34.085	26.232	34.266	33.587	212.2	9:40.798	8	1	1:37.925	27.749	35.082	35.094	206.9	13:21.494
7	1	1:34.538	26.168	34.541	33.829	211.8	11:15.336	9	1	1:37.764	28.079	35.025	34.660	208.9	14:59.258
8	1	1:35.645	26.963	34.875	33.807	211.4	12:50.981	10	1	1:37.899	27.234	35.038	35.627	206.9	16:37.157
9	1	1:35.204	26.540	34.963	33.701	210.9	14:26.185	11	1	1:37.120	27.251	35.068	34.801	208.1	18:14.277
10	1	1:35.432	26.813	34.489	34.130	208.9	16:01.617	12	1	1:39.842	27.713	36.433	35.696	206.5	19:54.119
								13	1	1:38.155	27.868	35.302	34.985	203.8	21:32.274
								14	1	1:38.275	27.987	35.087	35.201	204.5	23:10.549
								15	1	1:38.923	28.307	35.152	35.464	208.1	24:49.472
								16	1	1:39.118	27.925	35.146	36.047	187.8	26:28.590
34		LOTUS 22 1963 1. Marco WERNER					E1								
1	1	1:49.550	34.809	34.449	40.292	198.5	1:49.550								
2	1	1:33.204	25.787	33.743	33.674	205.7	3:22.754								
3	1	1:32.632	25.429	33.485	33.718	204.9	4:55.386								
4	1	1:33.126	25.488	33.862	33.776	204.5	6:28.512								
5	1	1:33.778	25.422	34.101	34.255	207.3	8:02.290								
6	1	1:33.052	25.497	33.720	33.835	207.3	9:35.342								
7	1	1:33.801	25.656	33.997	34.148	207.3	11:09.143								
8	1	1:33.935	25.663	34.140	34.132	208.5	12:43.078								
9	1	1:33.607	25.686	33.944	33.977	208.1	14:16.685								
10	1	1:33.727	25.971	34.033	33.723	208.1	15:50.412								
11	1	1:33.064	25.556	33.921	33.587	207.7	17:23.476								
12	1	1:33.291	25.384	34.095	33.812	208.5	18:56.767								
13	1	1:33.411	25.542	33.996	33.873	210.1	20:30.178								
14	1	1:34.113	26.079	34.345	33.689	209.3	22:04.291								
15	1	1:34.225	26.715	33.968	33.542	210.5	23:38.516								
16	1	1:35.765	27.894	34.367	33.504	210.5	25:14.281								
17	1	1:35.094	27.317	34.346	33.431	214.3	26:49.375								
49		JOLUS FJ 1961 1. Ivo GOECKMANN					D2								
1	1	1:54.145	35.828	36.073	42.244	197.8	1:54.145								
2	1	1:36.054	26.588	34.598	34.868	201.9	3:30.199								
3	1	1:35.995	26.668	34.412	34.915	200.0	5:06.194								
4	1	1:36.640	26.814	34.174	35.652	198.2	6:42.834								
5	1	1:50.797	26.753	49.285	34.759	201.1	8:33.631								
6	1	1:36.230	26.847	34.426	34.957	200.4	10:09.861								
7	1	1:35.379	26.540	34.263	34.576	203.8	11:45.240								
8	1	1:36.476	26.701	34.663	35.112	202.2	13:21.716								
9	1	1:35.471	26.583	34.194	34.694	206.5	14:57.187								
10	1	1:35.558	26.342	34.496	34.720	204.9	16:32.745								
11	1	1:35.961	26.399	34.270	35.292	199.3	18:08.706								
12	1	1:36.643	27.374	34.382	34.887	201.5	19:45.349								
13	1	1:35.192	26.403	34.112	34.677	200.4	21:20.541								
14	1	1:36.096	26.557	34.471	35.068	200.7	22:56.637								
15	1	1:37.419	27.750	34.793	34.876	199.6	24:34.056								
16	1	1:37.270	27.377	34.850	35.043	201.9	26:11.326								
17	1	1:36.993	26.787	35.351	34.855	204.5	27:48.319								
42		LOTUS 20 1961 1. Martin AUBERT					D2								
1	1	1:58.138	38.016	36.858	43.264	194.6	1:58.138								
2	1	1:39.367	27.141	36.549	35.677	198.2	3:37.505								
3	1	1:39.429	28.242	35.961	35.226	201.1	5:16.934								
4	1	1:38.917	27.972	35.484	35.461	197.4	6:55.851								
5	1	1:39.229	28.238	35.924	35.067	202.6	8:35.080								
6	1	1:38.261	27.938	35.289	35.034	201.1	10:13.341								
7	1	1:38.909	27.438	35.437	36.034	193.2	11:52.250								
8	1	1:39.297	28.118	35.499	35.680	193.9	13:31.547								
9	1	1:38.741	27.916	35.255	35.570	195.7	15:10.288								
10	1	1:38.695	27.715	35.281	35.699	196.7	16:48.983								
11	1	1:39.129	27.787	35.599	35.743	193.5	18:28.112								
12	1	1:41.325	28.697	36.088	36.540	196.4	20:09.437								
13	1	1:39.055	28.375	35.207	35.473	197.1	21:48.492								
14	1	1:41.142	29.317	35.930	35.895	194.2	23:29.634								
15	1	1:42.783	31.239	35.883	35.661	196.4	25:12.417								
16	1	1:40.828	28.985	36.395	35.448	195.7	26:53.245								
51		LOTUS 20/22 1961 1. Fabrice PERRUCHOT					E1								
1	1	2:05.576	43.490	40.572	41.514	187.2	2:05.576								
2	1	1:49.932	31.630	38.446	39.856	184.3	3:55.508								
3	1	1:49.548	31.745	38.213	39.590	185.9	5:45.056								
4	1	1:49.930	31.721	38.924	39.285	185.9	7:34.986								
5	1	1:49.274	31.411	38.132	39.731	182.7	9:24.260								
6	1	1:48.345	30.382	38.463	39.500	192.5	11:12.605								
7	1	1:50.219	31.103	40.157	38.959	189.1	13:02.824								
8	1	1:45.883	29.875	37.250	38.758	186.5	14:48.707								
9	1	1:52.417	30.530	40.626	41.261	188.5	16:41.124								
10	1	1:47.586	29.841	38.315	39.430	183.4	18:28.710								
11	1	1:51.458	30.602	40.789	40.067	185.9	20:20.168								
12	1	1:50.181	31.565	40.063	38.553	188.2	22:10.349								
13	1	1:49.544	32.706	37.874	38.964	187.5	23:59.893								
14	1	1:48.923	31.632	38.474	38.817	184.3	25:48.816								
15	1	1:53.224	31.814	41.101	40.309	176.2	27:42.040								
48		CARAVELLE MK 2 1961 1. Jim BLOCKLEY					D2								
1	1	1:56.588	37.625	35.363	43.600	201.1	1:56.588								
2	1	1:37.021	27.448	34.699	34.874	204.9	3:33.609								
58		WAINER 63 1963 1. Richard SMEETON					E1								
1	1	1:45.384	33.053	33.697	38.634	207.7	1:45.384								
2	1	1:33.465	25.921	34.054	33.490	209.7	3:18.849								



**FORMULE JR.
GRAND PRIX DE L'AGE D'OR
RACE GRID 1**

Sector Analysis

■ Personal Best ■ Session Best B Crossing the finish line in pit lane

Lap	D	Time	Sector 1	Sector 2	Sector 3	T. Spd	Elapsed	Lap	D	Time	Sector 1	Sector 2	Sector 3	T. Spd	Elapsed
3	1	1:32.732	25.881	33.408	33.443	209.3	4:51.581	2	1	1:35.999	26.845	35.032	34.122	215.1	3:29.100
4	1	1:32.617	25.822	33.502	33.293	213.0	6:24.198	3	1	1:34.139	26.256	34.259	33.624	217.7	5:03.239
5	1	1:33.089	25.940	33.439	33.710	210.1	7:57.287	4	1	1:34.541	26.329	34.285	33.927	215.6	6:37.780
6	1	1:32.765	25.998	33.403	33.364	212.2	9:30.052	5	1	1:34.019	26.281	34.286	33.452	216.9	8:11.799
7	1	1:33.251	25.957	33.832	33.462	212.2	11:03.303	6	1	1:35.134	26.153	34.626	34.355	215.6	9:46.933
8	1	1:33.891	26.694	33.784	33.413	210.1	12:37.194	7	1	1:34.190	26.244	34.332	33.614	218.2	11:21.123
9	1	1:33.148	25.898	33.443	33.807	210.1	14:10.342	8	1	1:35.048	26.176	34.899	33.973	216.0	12:56.171
10	1	1:32.951	25.798	33.677	33.476	209.7	15:43.293	9	1	1:35.852	26.593	34.516	34.743	213.4	14:32.023
11	1	1:33.362	26.089	33.706	33.567	210.5	17:16.655	10	1	1:34.440	26.053	34.606	33.781	218.2	16:06.463
12	1	1:33.330	25.916	33.562	33.852	211.8	18:49.985	11	1	1:34.619	26.311	34.442	33.866	215.1	17:41.082
13	1	1:33.346	25.812	33.981	33.553	212.2	20:23.331	12	1	1:34.924	26.179	34.995	33.750	213.9	19:16.006
14	1	1:34.188	26.926	33.721	33.541	212.2	21:57.519	13	1	1:35.132	26.552	34.654	33.926	212.6	20:51.138
15	1	1:33.720	26.370	33.680	33.670	211.8	23:31.239	14	1	1:34.788	26.113	34.280	34.395	210.9	22:25.926
16	1	1:37.590	29.881	34.162	33.547	210.5	25:08.829	15	1	1:35.544	26.874	34.999	33.671	211.8	24:01.470
17	1	1:35.886	27.010	34.189	34.687	211.8	26:44.715	16	1	1:37.012	28.601	34.536	33.875	212.6	25:38.482
								17	1	1:37.074	27.331	35.380	34.363	205.7	27:15.556

66 AUSPER T3 1961
1. David DREW D2

1	1	2:02.893	42.887	39.884	40.122	185.6	2:02.893
2	1	1:44.748	28.394	38.113	38.241	186.9	3:47.641
3	1	1:49.789	32.068	38.939	38.782	186.9	5:37.430
4	1	1:47.626	30.076	39.608	37.942	192.9	7:25.056
5	1	1:44.816	28.435	38.215	38.166	192.2	9:09.872
6	1	1:47.676	30.301	38.677	38.698	186.2	10:57.548
7	1	1:47.976	28.928	40.265	38.783	193.9	12:45.524
8	1	1:48.714	29.294	39.784	39.636	192.5	14:34.238
9	1	1:45.963	29.133	38.819	38.011	194.2	16:20.201
10	1	1:45.941	29.145	38.081	38.715	187.5	18:06.142
11	1	1:50.322	31.394	40.317	38.611	193.5	19:56.464
12	1	1:45.258	28.717	37.711	38.830	189.1	21:41.722
13	1	1:47.718	30.899	38.682	38.137	192.5	23:29.440
14	1	1:51.937	33.091	40.034	38.812	171.4	25:21.377
15	1	1:47.061	30.209	38.596	38.256	193.5	27:08.438

68 LOTUS 22 1962
1. Bruno WEIBEL E1

1	1	1:44.573	32.380	33.270	38.923	202.2	1:44.573
2	1	1:32.286	26.006	32.921	33.359	213.9	3:16.859
3	1	1:31.720	25.484	33.076	33.160	215.6	4:48.579
4	1	1:32.096	25.636	33.165	33.295	213.0	6:20.675
5	1	1:31.719	25.612	32.888	33.219	212.2	7:52.394
6	1	1:30.963	25.173	32.876	32.914	216.9	9:23.357
7	1	1:31.978	25.510	32.776	33.692	216.4	10:55.335
8	1	1:31.999	25.410	33.185	33.404	213.0	12:27.334
9	1	1:31.587	25.565	32.941	33.081	218.6	13:58.921
10	1	1:32.524	25.526	33.069	33.929	207.7	15:31.445
11	1	1:32.104	26.053	33.106	32.945	219.5	17:03.549
12	1	1:32.162	25.571	33.292	33.299	210.9	18:35.711
13	1	1:31.860	25.202	33.136	33.522	213.4	20:07.571
14	1	1:32.101	25.368	33.245	33.488	211.4	21:39.672
15	1	1:31.497	25.511	32.854	33.132	215.6	23:11.169
16	1	1:31.884	25.633	33.023	33.228	216.9	24:43.053
17	1	1:33.361	25.796	34.012	33.553	213.9	26:16.414

70 BRABHAM BT6 1963
1. John FYDA E1

1	1	1:53.101	36.140	35.609	41.352	208.1	1:53.101
---	---	----------	--------	--------	--------	-------	----------

81 BRABHAM BT2 1962
1. Richard BRADLEY E1

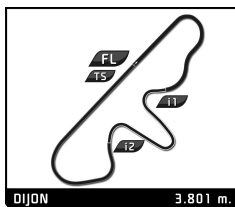
1	1	1:44.511	31.730	33.058	39.723	201.9	1:44.511
2	1	1:32.189	25.552	32.986	33.651	205.7	3:16.700
3	1	1:31.813	25.360	32.957	33.496	208.1	4:48.513
4	1	1:31.760	25.392	32.941	33.427	206.9	6:20.273
5	1	1:31.369	25.237	32.775	33.357	207.7	7:51.642
6	1	1:31.556	25.184	32.900	33.472	208.9	9:23.198
7	1	1:32.027	25.257	32.928	33.842	208.5	10:55.225
8	1	1:32.120	25.288	33.243	33.589	207.7	12:27.345
9	1	1:31.452	25.278	32.867	33.307	210.5	13:58.797
10	1	1:32.655	25.848	33.097	33.710	206.9	15:31.452
11	1	1:31.798	25.515	32.810	33.473	210.1	17:03.250
12	1	1:31.702	25.307	32.933	33.462	209.3	18:34.952
13	1	1:31.922	25.181	33.229	33.512	209.3	20:06.874
14	1	1:31.962	25.099	33.144	33.719	206.9	21:38.836
15	1	1:31.748	25.359	33.124	33.265	213.0	23:10.584
16	1	1:32.447	25.391	33.203	33.853	210.1	24:43.031
17	1	1:33.434	25.989	33.510	33.935	210.5	26:16.465

83 U2 Mk3 1963
1. Jonathan FYDA D2

1	1	1:58.723	40.489	36.147	42.087	200.4	1:58.723
2	1	1:37.226	26.844	35.316	35.066	200.7	3:35.949
3	1	1:38.235	27.546	35.426	35.263	200.4	5:14.184
4	1	1:36.997	27.164	34.783	35.050	200.7	6:51.181
5	1	1:36.846	27.006	35.106	34.734	203.8	8:28.027
6	1	1:37.091	26.894	35.337	34.860	203.4	10:05.118
7	1	1:37.095	26.918	34.924	35.253	201.5	11:42.213
8	1	1:37.775	27.198	35.075	35.502	200.7	13:19.988
9	1	1:37.020	27.160	34.985	34.875	203.4	14:57.008
10	1	1:36.809	27.166	34.952	34.691	206.5	16:33.817
11	1	1:36.758	26.886	35.057	34.815	206.1	18:10.575
12	1	1:37.144	27.275	35.278	34.591	205.7	19:47.719
13	1	1:36.963	26.726	34.670	35.567	159.3	21:24.682

87 LYNX T3 1962
1. Pierre GUICHARD D2

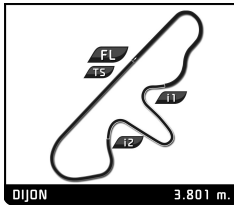
1	1	1:55.038	36.748	35.533	42.757	208.9	1:55.038
2	1	1:36.223	27.243	34.493	34.487	207.7	3:31.261



FORMULE JR.
GRAND PRIX DE L'AGE D'OR
RACE GRID 1

Sector Analysis

							■ Personal Best ■ Session Best ■ Crossing the finish line in pit lane								
Lap	D	Time	Sector 1	Sector 2	Sector 3	T. Spd	Elapsed	Lap	D	Time	Sector 1	Sector 2	Sector 3	T. Spd	Elapsed
88 LOTUS 20/22 1961 E1 1. Kim SHEARN															
3	1	1:36.237	27.305	34.868	34.064	210.5	5:07.498	1	1	2:00.882	39.647	37.924	43.311	189.1	2:00.882
4	1	1:36.599	27.328	34.704	34.567	210.1	6:44.097	2	1	1:40.861	27.910	36.613	36.338	193.5	3:41.743
5	1	1:38.615	27.412	36.393	34.810	206.5	8:22.712	3	1	1:40.879	27.647	36.780	36.452	192.5	5:22.622
6	1	1:37.524	27.541	35.138	34.845	208.9	10:00.236	4	1	1:39.487	27.287	36.282	35.918	192.9	7:02.109
7	1	1:37.301	27.694	35.042	34.565	208.5	11:37.537	5	1	1:40.380	27.956	36.153	36.271	191.2	8:42.489
8	1	1:37.544	27.219	35.237	35.088	207.7	13:15.081	6	1	1:40.105	26.882	36.078	37.145	186.2	10:22.594
9	1	1:37.134	27.716	35.039	34.379	211.4	14:52.215	7	1	1:40.018	27.720	36.385	35.913	192.5	12:02.612
10	1	1:36.897	27.524	35.007	34.366	202.2	16:29.112	8	1	1:38.509	26.840	35.691	35.978	191.5	13:41.121
11	1	1:37.362	27.020	35.160	35.182	212.2	18:06.474	9	1	1:38.585	26.801	35.482	36.302	190.8	15:19.706
12	1	1:36.520	27.311	35.083	34.126	209.3	19:42.994	10	1	1:41.387	27.720	36.425	37.242	190.8	17:01.093
13	1	1:35.987	26.764	34.809	34.414	209.7	21:18.981	11	1	1:44.701	30.588	36.721	37.392	190.1	18:45.794
14	1	1:36.489	26.997	35.162	34.330	208.9	22:55.470	12	1	1:45.446	28.589	38.192	38.665	190.1	20:31.240
15	1	1:38.431	28.749	35.585	34.097	206.9	24:33.901	13	1	1:43.381	28.582	37.136	37.663	189.8	22:14.621
16	1	1:35.976	27.109	34.733	34.134	210.9	26:09.877								
17	1	1:37.820	27.841	35.588	34.391	208.5	27:47.697								
97 LOTUS 20 1961 D2 1. Hans CIERS															
1	1	2:04.161	43.975	39.353	40.833	192.2	2:04.161	1	1	2:04.161	43.975	39.353	40.833	192.2	2:04.161
2	1	1:48.742	31.379	38.383	38.980	193.2	3:52.903	2	1	1:48.742	31.379	38.383	38.980	193.2	3:52.903
3	1	1:48.238	31.983	37.784	38.471	197.1	5:41.141	3	1	1:48.238	31.983	37.784	38.471	197.1	5:41.141
4	1	1:45.844	30.483	37.692	37.669	199.3	7:26.985	4	1	1:45.844	30.483	37.692	37.669	199.3	7:26.985
5	1	1:44.014	29.544	36.913	37.557	200.4	9:10.999	5	1	1:44.014	29.544	36.913	37.557	200.4	9:10.999
6	1	1:48.811	30.845	37.807	40.159	197.4	10:59.810	6	1	1:48.811	30.845	37.807	40.159	197.4	10:59.810
7	1	1:47.258	30.572	38.651	38.035	198.5	12:47.068	7	1	1:47.258	30.572	38.651	38.035	198.5	12:47.068
8	1	1:48.604	29.559	38.658	40.387	198.5	14:35.672	8	1	1:48.604	29.559	38.658	40.387	198.5	14:35.672
9	1	1:46.135	30.230	37.814	38.091	199.3	16:21.807	9	1	1:46.135	30.230	37.814	38.091	199.3	16:21.807
10	1	1:48.294	30.249	38.853	39.192	193.9	18:10.101	10	1	1:48.294	30.249	38.853	39.192	193.9	18:10.101
11	1	1:48.129	30.856	39.374	37.899	200.7	19:58.230	11	1	1:48.129	30.856	39.374	37.899	200.7	19:58.230
12	1	1:48.097	30.099	39.161	38.837	198.5	21:46.327	12	1	1:48.097	30.099	39.161	38.837	198.5	21:46.327
13	1	1:48.095	30.591	38.778	38.726	188.5	23:34.422	13	1	1:48.095	30.591	38.778	38.726	188.5	23:34.422
14	1	1:48.049	31.272	39.476	37.301	186.2	25:22.471	14	1	1:48.049	31.272	39.476	37.301	186.2	25:22.471
15	1	1:46.583	31.773	37.046	37.764	200.4	27:09.054	15	1	1:46.583	31.773	37.046	37.764	200.4	27:09.054
98 COOPER T59 1962 E1 1. Chris MERRICK															
1	1	1:59.100	38.697	36.546	43.857	192.2	1:59.100	1	1	1:59.100	38.697	36.546	43.857	192.2	1:59.100
2	1	1:38.452	27.840	35.445	35.167	206.5	3:37.552	2	1	1:38.452	27.840	35.445	35.167	206.5	3:37.552
3	1	1:37.637	27.333	35.387	34.917	208.5	5:15.189	3	1	1:37.637	27.333	35.387	34.917	208.5	5:15.189
4	1	1:37.231	27.286	35.141	34.804	208.1	6:52.420	4	1	1:37.231	27.286	35.141	34.804	208.1	6:52.420
5	1	1:37.436	27.406	35.136	34.894	208.5	8:29.856	5	1	1:37.436	27.406	35.136	34.894	208.5	8:29.856
6	1	1:37.620	27.094	35.722	34.804	205.3	10:07.476	6	1	1:37.620	27.094	35.722	34.804	205.3	10:07.476
7	1	1:36.787	27.119	34.855	34.813	208.9	11:44.263	7	1	1:36.787	27.119	34.855	34.813	208.9	11:44.263
8	1	1:37.585	27.351	35.315	34.919	204.9	13:21.848	8	1	1:37.585	27.351	35.315	34.919	204.9	13:21.848
9	1	1:36.343	26.910	34.739	34.694	206.9	14:58.191	9	1	1:36.343	26.910	34.739	34.694	206.9	14:58.191
10	1	1:36.886	27.306	34.866	34.714	206.9	16:35.077	10	1	1:36.886	27.306	34.866	34.714	206.9	16:35.077
11	1	1:38.255	27.064	36.474	34.717	205.7	18:13.332	11	1	1:38.255	27.064	36.474	34.717	205.7	18:13.332
12	1	1:38.127	27.667	35.644	34.816	204.9	19:51.459	12	1	1:38.127	27.667	35.644	34.816	204.9	19:51.459
13	1	1:36.823	27.094	34.851	34.878	203.4	21:28.282	13	1	1:36.823	27.094	34.851	34.878	203.4	21:28.282
14	1	1:37.346	27.434	35.134	34.778	203.8	23:05.628	14	1	1:37.346	27.434	35.134	34.778	203.8	23:05.628
15	1	1:38.208	27.993	34.973	35.242	207.7	24:43.836	15	1	1:38.208	27.993	34.973	35.242	207.7	24:43.836
16	1	1:39.451	27.656	36.457	35.338	200.7	26:23.287	16	1	1:39.451	27.656	36.457	35.338	200.7	26:23.287
99 BRABHAM BT6 1963 E1 1. Mark SHAW															
1	1	1:46.220	33.550	33.650	39.020	213.0	1:46.220	1	1	1:46.220	33.550	33.650	39.020	213.0	1:46.220
2	1	1:32.556	25.672	33.659	33.225	213.9	3:18.776	2	1	1:32.556	25.672	33.659	33.225	213.9	3:18.776
3	1	1:31.507	25.295	33.134	33.078	211.8	4:50.283	3	1	1:31.507	25.295	33.134	33.078	211.8	4:50.283
4	1	1:31.509	25.393	33.192	32.924	213.0	6:21.792	4	1	1:31.509	25.393	33.192	32.924	213.0	6:21.792



FORMULE JR. GRAND PRIX DE L'AGE D'OR RACE GRID 1

Sector Analysis

■ Personal Best ■ Session Best B Crossing the finish line in pit lane

Lap	D	Time	Sector 1	Sector 2	Sector 3	T. Spd	Elapsed
5	1	1:31.452	25.443	32.905	33.104	214.3	7:53.244
6	1	1:31.574	25.270	33.427	32.877	214.3	9:24.818
7	1	1:31.674	25.359	33.068	33.247	214.7	10:56.492
8	1	1:31.384	25.402	32.988	32.994	215.1	12:27.876
9	1	1:31.628	25.460	33.038	33.130	216.4	13:59.504
10	1	1:31.941	25.510	33.326	33.105	213.0	15:31.445
11	1	1:31.904	25.764	33.181	32.959	216.4	17:03.349
12	1	1:33.099	25.552	33.077	34.470	187.2	18:36.448
13	1	1:33.576	26.330	34.278	32.968	214.3	20:10.024
14	1	1:32.227	25.377	33.325	33.525	213.0	21:42.251
15	1	1:31.864	25.763	33.132	32.969	213.4	23:14.115
16	1	1:33.575	26.862	33.344	33.369	212.6	24:47.690
17	1	1:33.069	25.910	33.982	33.177	214.3	26:20.759

117	LYNX FJ Mk 3 lowline 1962 1. David KENT	E1
------------	--	----

1	1	1:59.353	41.863	35.623	41.867	200.7	1:59.353
2	1	1:38.080	27.161	35.614	35.305	204.9	3:37.433
3	1	1:37.185	27.175	35.387	34.623	208.9	5:14.618
4	1	1:37.125	27.461	35.032	34.632	207.7	6:51.743
5	1	1:36.956	27.266	35.164	34.526	208.5	8:28.699
6	1	1:36.570	26.982	34.887	34.701	206.1	10:05.269
7	1	1:36.805	27.519	34.550	34.736	205.3	11:42.074
8	1	1:36.856	27.025	34.962	34.869	203.8	13:18.930
9	1	1:36.538	27.212	34.621	34.705	204.5	14:55.468
10	1	1:37.170	27.173	35.008	34.989	205.7	16:32.638
11	1	1:36.874	27.260	34.860	34.754	205.7	18:09.512
12	1	1:37.003	27.602	34.618	34.783	206.9	19:46.515
13	1	1:36.658	26.861	34.689	35.108	203.4	21:23.173
14	1	1:36.701	26.978	34.802	34.921	203.8	22:59.874
15	1	1:39.576	29.395	34.923	35.258	201.1	24:39.450
16	1	1:39.535	28.036	34.895	36.604	206.5	26:18.985

150	ELFIN FJ 1962 1. David WATKINS	D2
------------	-----------------------------------	----

1	1	2:01.139	40.223	38.287	42.629	188.2	2:01.139
2	1	1:44.205	28.376	37.602	38.227	162.2	3:45.344

158	LOLA Mk 5 A 1963 1. Robert HOEMKE	E1
------------	--------------------------------------	----

1	1	1:46.568	33.733	34.137	38.698	212.6	1:46.568
2	1	1:33.631	26.195	33.665	33.771	210.5	3:20.199
3	1	1:33.312	25.775	33.590	33.947	208.1	4:53.511
4	1	1:33.024	25.829	33.768	33.427	210.9	6:26.535
5	1	1:34.042	25.747	34.666	33.629	210.9	8:00.577
6	1	1:33.995	26.239	33.768	33.988	210.1	9:34.572
7	1	1:33.516	25.746	33.636	34.134	210.9	11:08.088
8	1	1:34.551	25.878	34.136	34.537	209.3	12:42.639
9	1	1:33.731	25.804	33.796	34.131	209.3	14:16.370
10	1	1:33.315	26.061	33.609	33.645	209.7	15:49.685
11	1	1:32.733	25.873	33.513	33.347	210.5	17:22.418
12	1	1:33.469	25.849	34.089	33.531	210.5	18:55.887
13	1	1:34.166	25.860	33.949	34.357	209.7	20:30.053
14	1	1:34.167	26.063	34.155	33.949	208.9	22:04.220
15	1	1:33.795	26.580	33.897	33.318	200.0	23:38.015
16	1	1:35.724	27.911	34.427	33.386	212.6	25:13.739
17	1	1:35.508	27.635	34.333	33.540	211.4	26:49.247

170	LOTUS 22 1962 1. Christian TRABER	E1
------------	--------------------------------------	----

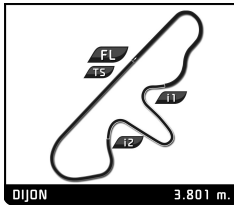
1	1	3:03.268 B	1:01.606	37.712	1:23.950		3:03.268
2	1	1:42.534	33.250	34.537	34.747	204.5	4:45.802
3	1	1:38.009	26.218	36.361	35.430	206.9	6:23.811
4	1	1:38.413	27.280	36.111	35.022	208.1	8:02.224
5	1	1:34.900	26.568	34.227	34.105	210.9	9:37.124
6	1	1:34.619	26.129	34.322	34.168	209.3	11:11.743
7	1	1:34.656	26.031	34.354	34.271	210.5	12:46.399
8	1	1:34.784	26.398	34.259	34.127	208.9	14:21.183
9	1	1:34.289	26.102	34.138	34.049	207.7	15:55.472
10	1	1:34.818	26.270	34.467	34.081	208.5	17:30.290
11	1	1:34.197	25.831	34.368	33.998	208.9	19:04.487
12	1	1:34.472	25.905	34.508	34.059	209.3	20:38.959
13	1	1:34.415	25.984	34.256	34.175	207.3	22:13.374
14	1	1:36.256	27.651	34.327	34.278	208.1	23:49.630
15	1	1:35.264	26.336	34.676	34.252	211.4	25:24.894
16	1	1:36.429	27.669	34.800	33.960	209.7	27:01.323

183	LOTUS 22 1962 1. Martin WALFORD	E1
------------	------------------------------------	----

1	1	1:50.141	34.788	35.472	39.881	208.1	1:50.141
2	1	1:35.076	27.034	34.273	33.769	214.7	3:25.217
3	1	1:35.162	26.500	34.732	33.930	213.4	5:00.379
4	1	1:34.972	26.361	34.800	33.811	213.0	6:35.351
5	1	1:34.749	26.185	34.540	34.024	213.9	8:10.100
6	1	1:34.967	26.412	34.550	34.005	213.4	9:45.067
7	1	1:34.543	26.522	34.381	33.640	213.9	11:19.610
8	1	1:34.253	26.488	34.347	33.418	213.9	12:53.863
9	1	1:36.154	26.447	34.913	34.794	211.8	14:30.017
10	1	1:34.859	26.503	34.789	33.567	213.4	16:04.876
11	1	1:34.041	26.104	34.405	33.532	213.0	17:38.917
12	1	1:34.649	26.736	34.330	33.583	212.6	19:13.566
13	1	1:34.581	26.609	34.346	33.626	212.2	20:48.147
14	1	1:34.564	26.210	34.568	33.786	211.4	22:22.711
15	1	1:35.518	27.528	34.105	33.885	213.0	23:58.229
16	1	1:34.626	26.553	34.401	33.672	214.7	25:32.855

189	LOTUS 20B 1961 1. Mark PANGBORN	E1
------------	------------------------------------	----

1	1	1:52.164	35.583	35.301	41.280	189.8	1:52.164
2	1	1:35.662	27.057	34.293	34.312	208.1	3:27.826
3	1	1:34.261	25.915	34.038	34.308	209.3	5:02.087
4	1	1:34.194	26.021	34.017	34.156	210.5	6:36.281
5	1	1:34.536	26.395	34.102	34.039	213.0	8:10.817
6	1	1:34.851	26.051	34.671	34.129	213.9	9:45.668
7	1	1:34.675	26.195	34.450	34.030	213.9	11:20.343
8	1	1:34.570	26.027	34.344	34.199	212.6	12:54.913
9	1	1:35.967	26.737	34.435	34.795	213.4	14:30.880
10	1	1:35.176	26.411	34.782	33.983	213.9	16:06.056
11	1	1:34.401	25.877	34.214	34.310	212.2	17:40.457
12	1	1:34.702	25.821	34.916	33.965	214.7	19:15.159
13	1	2:02.360 B	26.879	34.048	1:01.433		21:17.519
14	1	1:45.033	36.545	34.347	34.141	166.9	23:02.552
15	1	1:36.517	28.837	33.961	33.719	211.4	24:39.069
16	1	1:55.493	26.599	34.082	54.812	185.2	26:34.562



FORMULE JR. GRAND PRIX DE L'AGE D'OR RACE GRID 1

Sector Analysis

■ Personal Best ■ Session Best B Crossing the finish line in pit lane

Lap	D	Time	Sector 1	Sector 2	Sector 3	T. Spd	Elapsed	Lap	D	Time	Sector 1	Sector 2	Sector 3	T. Spd	Elapsed
-----	---	------	----------	----------	----------	--------	---------	-----	---	------	----------	----------	----------	--------	---------

201		LOTUS 22 1962 1.Andrea GUARINO														E1
1	1	1:52.348	35.269	36.199	40.880	188.2	1:52.348									
2	1	1:36.267	27.323	34.981	33.963	209.3	3:28.615									
3	1	1:34.393	25.928	34.501	33.964	210.5	5:03.008									
4	1	1:34.098	25.836	34.469	33.793	210.5	6:37.106									
5	1	1:34.114	26.056	34.592	33.466	212.6	8:11.220									
6	1	1:34.829	26.000	35.133	33.696	214.3	9:46.049									
7	1	1:34.632	26.145	34.673	33.814	214.3	11:20.681									
8	1	1:34.493	26.122	34.839	33.532	215.6	12:55.174									
9	1	1:35.363	26.189	34.505	34.669	208.9	14:30.537									
10	1	1:34.942	26.254	35.107	33.581	211.8	16:05.479									
11	1	1:34.190	25.850	34.550	33.790	210.1	17:39.669									
12	1	1:34.841	26.435	34.710	33.696	211.4	19:14.510									
13	1	1:34.162	25.993	34.668	33.501	209.7	20:48.672									
14	1	1:34.701	26.464	34.508	33.729	210.5	22:23.373									
15	1	1:35.538	27.611	34.267	33.660	212.2	23:58.911									
16	1	1:34.933	26.540	34.903	33.490	211.8	25:33.844									

227		LOTUS 27 1963 1.Richard WILSON														E1
1	1	4:12.760	B	45.512	40.947	2:46.301	4:12.760									
2	1	1:46.988	34.944	36.756	35.288	203.4	5:59.748									
3	1	1:36.157	26.537	35.123	34.497	208.5	7:35.905									
4	1	1:35.522	26.672	34.712	34.138	213.4	9:11.427									
5	1	1:35.545	27.012	34.043	34.490	206.1	10:46.972									
6	1	1:35.300	26.353	34.409	34.538	205.3	12:22.272									
7	1	1:35.488	27.444	33.853	34.191	205.3	13:57.760									
8	1	1:36.553	28.109	34.539	33.905	206.9	15:34.313									
9	1	1:34.122	26.215	34.074	33.833	208.1	17:08.435									