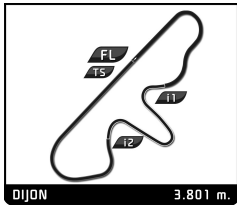


2.0L CUP
GRAND PRIX DE L'AGE D'OR
QUALIFYING

Sector Analysis

Personal Best Session Best B Crossing the finish line in pit lane

Lap	D	Time	Sector 1	Sector 2	Sector 3	T. Spd	Elapsed	Lap	D	Time	Sector 1	Sector 2	Sector 3	T. Spd	Elapsed
3 Porsche 911 1. David CLARK 2. Philip QUAIFE GTL-ELI								18 1 1:58.228 34.644 44.362 39.222 168.0 31:44.497							
1	1	2:10.665	54.619	36.538	39.508	196.0	2:10.665	6 Porsche 911 1. Lee MAXTED-PAGE 2. Andrew JORDAN GTL-ELI							
2	1	1:40.836	28.017	36.215	36.604	197.1	3:51.501	1	1	2:14.124	57.915	37.751	38.458	194.6	2:14.124
3	1	1:40.247	27.508	36.129	36.610	199.3	5:31.748	2	1	1:43.683	28.671	37.141	37.871	194.2	3:57.807
4	1	1:43.691	28.795	36.956	37.940	198.9	7:15.439	3	1	1:43.717	28.803	36.945	37.969	194.2	5:41.524
5	1	3:23.905 B	28.134	38.399	2:17.372		10:39.344	4	1	1:47.870	28.993	37.388	41.489	162.7	7:29.394
6	1	1:53.166	37.284	37.744	38.138	197.4	12:32.510	5	1	10:19.527 B	30.664	38.114	9:10.749		17:48.921
7	1	1:43.849	28.588	37.669	37.592	198.2	14:16.359	6	1	1:48.436	34.325	37.119	36.992	193.9	19:37.357
8	1	1:43.360	28.625	37.327	37.408	198.2	15:59.719	7	1	1:45.649	29.530	37.424	38.695	194.9	21:23.006
9	1	1:44.137	28.952	37.414	37.771	198.9	17:43.856	8	1	1:44.196	28.437	37.723	38.036	193.9	23:07.202
10	1	1:43.368	28.407	37.135	37.826	198.9	19:27.224	9	1	1:41.863	28.077	36.626	37.160	196.0	24:49.065
11	1	1:43.321	28.613	37.304	37.404	198.5	21:10.545	10	1	1:43.629	29.238	36.810	37.581	195.7	26:32.694
12	1	1:43.139	28.583	37.108	37.448	198.5	22:53.684	11	1	1:41.587	28.037	36.589	36.961	197.1	28:14.281
13	1	1:43.168	28.651	36.972	37.545	198.9	24:36.852	12	1	1:44.138	29.749	36.667	37.722	197.1	29:58.419
14	1	1:44.765	28.473	38.455	37.837	197.4	26:21.617	13	1	1:48.094	30.162	38.819	39.113	197.4	31:46.513
15	1	1:43.547	28.611	37.391	37.545	198.9	28:05.164	8 Porsche 911 1. Colin PATON 2. Fergus PATON GTL							
16	1	1:43.781	28.914	37.255	37.612	200.0	29:48.945	1	1	2:49.816	1:27.492	41.424	40.900	183.1	2:49.816
17	1	4:01.880 B	38.713	42.865	2:40.302		33:50.825	2	1	1:44.540	29.351	37.749	37.440	196.0	4:34.356
4 Porsche 911 1. Pascal DUHAMEL 2. Frederic LEMOS GTL								3 1 1:43.642 28.899 37.421 37.322 196.0 6:17.998							
1	1	3:06.891	1:47.197	39.939	39.755	181.5	3:06.891	4	1	1:44.172	28.740	37.503	37.929	195.3	8:02.170
2	1	1:48.491	29.511	39.652	39.328	183.4	4:55.382	5	1	1:44.260	28.767	37.742	37.751	195.3	9:46.430
3	1	1:48.536	30.451	39.313	38.772	184.9	6:43.918	6	1	1:44.293	28.826	37.684	37.783	195.3	11:30.723
4	1	1:46.391	29.217	38.537	38.637	185.6	8:30.309	7	1	1:45.330	28.581	38.003	38.746	186.2	13:16.053
5	1	1:45.767	28.962	38.292	38.513	186.5	10:16.076	8	1	3:13.917 B	28.926	38.024	2:06.967		16:29.970
6	1	5:56.805 B	29.562	38.726	4:48.517		16:12.881	9	1	1:54.983	35.798	39.230	39.955	186.2	18:24.953
7	1	1:59.170	38.520	40.386	40.264	183.7	18:12.051	10	1	1:46.628	29.849	38.357	38.422	198.2	20:11.581
8	1	1:51.924	31.346	40.435	40.143	183.1	20:03.975	11	1	1:44.373	28.905	37.593	37.875	199.6	21:55.954
9	1	1:50.054	30.834	39.221	39.999	186.2	21:54.029	12	1	1:45.409	29.060	38.329	38.020	198.9	23:41.363
10	1	1:51.044	31.749	39.215	40.080	184.3	23:45.073	13	1	1:43.435	28.744	37.314	37.377	199.6	25:24.798
11	1	1:49.669	30.227	39.344	40.098	184.3	25:34.742	14	1	1:46.545	29.896	38.630	38.019	198.5	27:11.343
12	1	1:49.695	30.183	39.315	40.197	184.3	27:24.437	15	1	1:43.835	28.581	37.603	37.651	200.0	28:55.178
13	1	1:52.437	30.268	40.792	41.377	186.2	29:16.874	16	1	1:43.931	28.963	37.567	37.401	201.1	30:39.109
14	1	1:52.039	32.069	39.627	40.343	184.3	31:08.913	9 Porsche 911 1. Matthew HOLME GTL							
5 Porsche 911 1. Philippe de CRAENE GTL								1 1 2:50.126 1:31.204 39.537 39.385 191.2 2:50.126							
1	1	2:16.693	1:02.397	37.423	36.873	197.8	2:16.693	2	1	1:45.134	29.440	37.885	37.809	191.8	4:35.260
2	1	1:42.541	28.106	37.105	37.330	200.0	3:59.234	3	1	1:44.859	28.767	37.653	38.439	189.5	6:20.119
3	1	1:42.087	28.371	36.594	37.122	198.5	5:41.321	4	1	1:44.522	28.911	37.133	38.478	188.2	8:04.641
4	1	1:42.044	28.367	36.543	37.134	197.4	7:23.365	5	1	1:44.330	28.793	37.244	38.293	189.5	9:48.971
5	1	1:42.804	28.384	36.605	37.815	195.7	9:06.169	6	1	3:05.443 B	29.160	37.457	1:58.826		12:54.414
6	1	1:44.041	28.505	36.569	38.967	193.5	10:50.210	7	1	1:52.779	37.001	37.570	38.208	191.2	14:47.193
7	1	1:43.539	28.831	37.149	37.559	198.5	12:33.749	8	1	1:44.073	28.750	37.160	38.163	190.8	16:31.266
8	1	1:42.924	28.807	36.918	37.199	201.9	14:16.673	9	1	1:45.048	28.737	38.087	38.224	191.2	18:16.314
9	1	1:43.099	28.622	37.385	37.092	201.1	15:59.772	10	1	1:45.206	28.848	37.933	38.425	189.1	20:01.520
10	1	1:43.070	28.489	36.955	37.626	197.4	17:42.842	11	1	1:45.319	28.942	37.167	39.210	189.8	21:46.839
11	1	1:43.088	28.781	36.873	37.434	197.4	19:25.930	12	1	1:43.769	28.828	37.116	37.825	191.5	23:30.608
12	1	1:43.372	28.711	37.401	37.260	196.7	21:09.302	13	1	1:43.809	28.896	37.261	37.652	193.5	25:14.417
13	1	1:42.883	28.552	36.730	37.601	197.8	22:52.185	14	1	1:48.266	31.193	38.710	38.363	190.5	27:02.683
14	1	1:42.125	28.579	36.549	36.997	199.6	24:34.310	15	1	1:43.963	28.554	37.315	38.094	192.5	28:46.646
15	1	1:44.189	30.011	37.094	37.084	200.4	26:18.499	16	1	1:50.337	32.763	38.129	39.445	156.1	30:36.983
16	1	1:43.688	28.979	37.592	37.117	198.9	28:02.187								
17	1	1:44.082	28.885	37.309	37.888	190.1	29:46.269								



2.0L CUP GRAND PRIX DE L'AGE D'OR QUALIFYING

Sector Analysis

■ Personal Best ■ Session Best ■ Crossing the finish line in pit lane

Lap	D	Time	Sector 1	Sector 2	Sector 3	T. Spd	Elapsed	Lap	D	Time	Sector 1	Sector 2	Sector 3	T. Spd	Elapsed
-----	---	------	----------	----------	----------	--------	---------	-----	---	------	----------	----------	----------	--------	---------

12		Porsche 911		GTL											
		1. Bertrand CHAPUIS													
		2. Henrique GEMPERLE													
1	1	2:35.785	1:19.212	38.425	38.148	192.2	2:35.785								
2	1	1:43.776	28.514	37.156	38.106	191.8	4:19.561								
3	1	1:43.691	28.711	37.096	37.884	192.5	6:03.252								
4	1	1:44.376	28.804	37.014	38.558	191.5	7:47.628								
5	1	1:44.360	28.837	37.273	38.250	191.5	9:31.988								
6	1	1:44.269	28.857	37.330	38.082	191.8	11:16.257								
7	1	1:44.256	28.799	37.414	38.043	193.2	13:00.513								
8	1	3:21.351 B	29.622	37.988	2:13.741		16:21.864								
9	1	1:57.558	37.614	40.205	39.739	189.5	18:19.422								
10	1	1:47.948	29.902	39.001	39.045	190.1	20:07.370								
11	1	1:47.422	29.462	38.514	39.446	193.2	21:54.792								
12	1	1:46.724	29.861	38.369	38.494	192.5	23:41.516								
13	1	1:45.490	29.480	38.038	37.972	194.2	25:27.006								
14	1	1:46.021	29.041	38.123	38.857	192.9	27:13.027								
15	1	1:44.171	28.912	37.407	37.852	198.2	28:57.198								
16	1	1:44.640	29.293	37.566	37.781	196.0	30:41.838								

13		Porsche 911		GTL											
		1. David NOGAREDA ESTIVIL													
1	1	3:34.679	2:00.380	45.961	48.338	154.7	3:34.679								
2	1	1:57.490	34.665	41.391	41.434	180.6	5:32.169								
3	1	1:49.062	31.971	38.246	38.845	192.9	7:21.231								
4	1	1:47.462	30.075	38.741	38.646	193.5	9:08.693								
5	1	2:58.913 B	29.543	39.158	1:50.212		12:07.606								
6	1	1:55.075	37.667	38.668	38.740	194.2	14:02.681								
7	1	1:44.970	29.087	37.721	38.162	196.7	15:47.651								
8	1	1:46.389	30.698	37.658	38.033	196.0	17:34.040								
9	1	1:46.118	29.430	37.793	38.895	194.9	19:20.158								
10	1	1:44.315	28.815	37.667	37.833	195.7	21:04.473								
11	1	1:44.868	29.068	37.824	37.976	195.3	22:49.341								
12	1	1:43.979	28.784	37.567	37.628	199.3	24:33.320								
13	1	1:44.878	29.920	37.396	37.562	198.2	26:18.198								
14	1	2:07.425	29.042	57.986	40.397	195.7	28:25.623								
15	1	1:45.879	29.836	38.107	37.936	194.9	30:11.502								

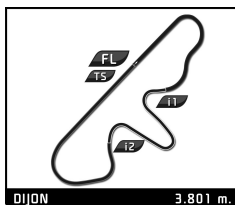
17		Porsche 911		GTL											
		1. Dean DESANTIS													
		2. David HINTON													
1	1	3:29.343	2:05.925	40.718	42.700	185.2	3:29.343								
2	1	1:51.545	30.846	39.241	41.458	183.1	5:20.888								
3	1	1:49.755	30.901	38.793	40.061	188.8	7:10.643								
4	1	1:50.344	30.798	38.945	40.601	187.5	9:00.987								
5	1	1:49.556	30.696	38.788	40.072	188.8	10:50.543								
6	1	1:50.036	30.864	38.880	40.292	189.5	12:40.579								
7	1	1:49.677	30.883	38.872	39.922	189.8	14:30.256								
8	1	1:48.532	30.483	38.692	39.357	191.5	16:18.788								
9	1	1:48.979	30.481	38.950	39.548	191.2	18:07.767								
10	1	1:48.684	30.585	38.732	39.367	189.1	19:56.451								
11	1	1:50.374	31.089	39.441	39.844	188.2	21:46.825								
12	1	1:47.943	30.106	38.369	39.468	188.5	23:34.768								
13	1	1:48.764	30.641	38.706	39.417	193.5	25:23.532								
14	1	1:49.370	30.818	39.464	39.088	192.5	27:12.902								
15	1	1:48.325	30.296	38.509	39.520	191.8	29:01.227								
16	1	1:48.433	30.573	38.580	39.280	193.5	30:49.660								

19		Porsche 911		GTL											
		1. Jose Ruben ZANCHETTA													
		2. James TURNER													
1	1	2:14.516	59.637	36.970	37.909	196.4	2:14.516								
2	1	1:44.701	29.420	37.558	37.723	196.7	3:59.217								
3	1	1:43.926	29.408	36.991	37.527	195.3	5:43.143								
4	1	1:43.748	29.081	37.072	37.595	195.7	7:26.891								
5	1	1:44.162	29.285	37.031	37.846	194.2	9:11.053								
6	1	1:44.884	29.349	37.234	38.301	193.9	10:55.937								
7	1	4:24.336 B	29.096	37.328	3:17.912		15:20.273								
8	1	1:58.790	40.512	39.827	38.451	190.5	17:19.063								
9	1	1:47.174	29.271	39.234	38.669	193.2	19:06.237								
10	1	1:46.922	29.230	38.971	38.721	192.2	20:53.159								
11	1	1:47.700	29.647	39.083	38.970	193.5	22:40.859								
12	1	1:48.559	30.391	39.543	38.625	193.9	24:29.418								
13	1	1:46.059	29.496	38.329	38.234	194.9	26:15.477								
14	1	1:45.175	29.016	38.181	37.978	195.3	28:00.652								
15	1	1:46.832	29.315	39.428	38.089	197.8	29:47.484								
16	1	1:58.610	33.922	45.224	39.464	179.1	31:46.094								

24		Porsche 911		GTL											
		1. Didier DENAT													
1	1	2:56.325	1:36.227	39.374	40.724	187.8	2:56.325								
2	1	1:48.992	29.791	39.100	40.101	190.1	4:45.317								
3	1	1:42.951	28.236	37.163	37.552	192.2	6:28.268								
4	1	1:42.954	28.393	36.914	37.647	191.5	8:11.222								
5	1	1:43.562	28.292	37.157	38.113	190.8	9:54.784								
6	1	1:43.010	28.197	36.919	37.894	191.5	11:37.794								
7	1	1:42.663	28.079	36.888	37.696	194.6	13:20.457								
8	1	1:42.825	28.230	36.958	37.637	195.3	15:03.282								
9	1	1:42.485	28.002	37.397	37.086	197.1	16:45.767								
10	1	17:12.042 B	28.459	37.063	...		33:57.809								

32		Porsche 911		GTL											
		1. Marie-Claude FIRMENICH													
		2. Benjamin MONNAY													
1	1	3:17.908	1:58.921	39.393	39.594	186.9	3:17.908								
2	1	1:51.617	31.507	39.817	40.293	187.2	5:09.525								
3	1	1:51.996	31.722	40.555	39.719	186.9	7:01.521								
4	1	5:10.374 B	32.007	40.055	3:58.312		12:11.895								
5	1	1:55.594	38.235	38.867	38.492	186.5	14:07.489								
6	1	1:45.364	29.379	37.933	38.052	186.9	15:52.853								
7	1	1:45.197	29.263	37.865	38.069	186.5	17:38.050								
8	1	1:44.835	29.206	37.772	37.857	186.5	19:22.885								
9	1	1:44.566	29.104	37.521	37.941	187.2	21:07.451								
10	1	1:44.972	29.215	37.532	38.225	186.9	22:52.423								

37		Porsche 911		GTL											
		1. Xavier DAYRAUT													
1	1	3:11.684	1:56.477	38.037	37.170	191.2	3:11.684								
2	1	1:51.575	28.529	38.015	45.031	188.2	5:03.259								
3	1	1:42.845	28.157	37.330	37.358	191.2	6:46.104								
4	1	3:16.319 B	27.882	38.371	2:10.066		10:02.423								
5	1	2:09.020	42.583	49.479	36.958	194.2	12:11.443								
6	1	1:41.480	27.583	36.751	37.146	193.9	13:52.923								
7	1	1:43.033	27.998	37.291	37.744	195.3	15:35.956								
8	1	3:22.214 B	28.372	37.445	2:16.397		18:58.170								
9	1	1:49.958	35.489	36.984	37.485	193.5	20:48.128								



2.0L CUP GRAND PRIX DE L'AGE D'OR QUALIFYING

Sector Analysis

■ Personal Best ■ Session Best B Crossing the finish line in pit lane

Lap	D	Time	Sector 1	Sector 2	Sector 3	T. Spd	Elapsed	Lap	D	Time	Sector 1	Sector 2	Sector 3	T. Spd	Elapsed
10	1	1:42.551	28.089	37.140	37.322	192.5	22:30.679								
11	1	1:41.531	27.734	36.713	37.084	192.2	24:12.210								

42		Porsche 911				GTL	
		1.Stephan KOENIG					
		2.Philipp KOENIG					
1	1	2:56.843	1:36.470	39.840	40.533	187.8	2:56.843
2	1	1:49.613	30.241	39.210	40.162	188.8	4:46.456
3	1	1:47.826	30.205	38.632	38.989	190.1	6:34.282
4	1	1:47.452	30.123	38.293	39.036	191.2	8:21.734
5	1	1:47.694	30.301	38.526	38.867	189.8	10:09.428
6	1	1:47.968	30.127	38.433	39.408	188.8	11:57.396
7	1	5:38.884 B	30.778	38.373	4:29.733		17:36.280
8	1	1:59.448	39.066	39.676	40.706	186.2	19:35.728
9	1	1:51.185	30.744	40.172	40.269	186.9	21:26.913
10	1	1:48.263	30.071	38.998	39.194	188.5	23:15.176
11	1	1:46.438	29.461	38.320	38.657	190.8	25:01.614
12	1	1:46.207	29.237	38.276	38.694	191.2	26:47.821
13	1	1:48.364	30.297	38.736	39.331	190.8	28:36.185
14	1	1:51.055	31.510	39.350	40.195	190.8	30:27.240

54		Porsche 911				GTL	
		1.Gaby VON OPPENHEIM					
		2.Andreas MIDDENDORF					
1	1	2:49.450	1:29.870	39.525	40.055	188.2	2:49.450
2	1	1:43.292	28.621	37.069	37.602	192.5	4:32.742
3	1	1:42.744	28.285	36.842	37.617	191.5	6:15.486
4	1	1:42.704	28.193	36.959	37.552	190.5	7:58.190
5	1	1:42.331	27.995	37.108	37.228	191.8	9:40.521
6	1	3:09.973 B	28.484	36.848	2:04.641		12:50.494
7	1	1:51.862	34.912	38.807	38.143	192.2	14:42.356
8	1	1:44.774	29.225	37.577	37.972	193.2	16:27.130
9	1	1:45.056	29.877	37.453	37.726	195.7	18:12.186
10	1	1:45.046	29.354	37.722	37.970	193.9	19:57.232
11	1	1:46.103	30.209	37.906	37.988	193.5	21:43.335
12	1	1:45.649	29.432	38.446	37.771	194.6	23:28.984
13	1	1:44.784	29.213	37.748	37.823	194.6	25:13.768
14	1	1:49.184	31.354	39.596	38.234	193.9	27:02.952
15	1	1:43.751	28.942	37.359	37.450	197.1	28:46.703
16	1	1:46.946	31.466	37.673	37.807	193.5	30:33.649

59		Porsche 911				GTL	
		1.Galal MAHMOUD					
		2.Tarek MAHMOUD					
1	1	2:49.599	1:27.009	41.417	41.173	181.8	2:49.599
2	1	1:51.364	31.239	40.032	40.093	185.2	4:40.963
3	1	1:49.837	31.411	39.352	39.074	186.5	6:30.800
4	1	1:49.427	31.154	38.730	39.543	184.9	8:20.227
5	1	1:49.030	30.946	38.740	39.344	184.3	10:09.257
6	1	1:49.030	30.953	38.921	39.156	187.2	11:58.287
7	1	1:48.737	30.378	39.056	39.303	186.9	13:47.024
8	1	1:48.728	30.545	39.207	38.976	187.8	15:35.752
9	1	1:52.133	30.588	40.579	40.966	179.7	17:27.885
10	1	3:07.750 B	32.181	39.917	1:55.652		20:35.635
11	1	2:04.304	41.673	41.346	41.285	170.6	22:39.939
12	1	1:52.451	32.228	40.076	40.147	185.6	24:32.390
13	1	1:52.287	31.916	40.381	39.990	184.0	26:24.677
14	1	1:49.653	30.817	39.031	39.805	184.3	28:14.330
15	1	1:50.060	31.475	39.103	39.482	187.5	30:04.390

61		Porsche 911				GTL	
		1.Guillermo FIERRO					
		2.Steve HART					
1	1	3:17.675	1:59.641	39.610	38.424	194.6	3:17.675
2	1	1:46.030	29.616	38.168	38.246	196.0	5:03.705
3	1	1:44.754	29.282	37.796	37.676	195.7	6:48.459
4	1	1:45.273	29.448	38.104	37.721	195.7	8:33.732
5	1	1:45.062	29.305	37.984	37.773	196.0	10:18.794
6	1	1:45.751	29.626	38.339	37.786	196.7	12:04.545
7	1	1:45.562	29.842	37.808	37.912	196.0	13:50.107
8	1	1:45.164	29.420	38.062	37.682	197.1	15:35.271
9	1	4:05.058 B	30.486	38.403	2:56.169		19:40.329
10	1	2:00.054	41.006	40.235	38.813	191.8	21:40.383
11	1	1:45.624	29.608	38.478	37.538	196.4	23:26.007
12	1	1:43.523	28.804	37.502	37.217	197.1	25:09.530
13	1	1:43.767	29.188	37.383	37.196	197.4	26:53.297
14	1	1:43.585	28.834	37.312	37.439	199.6	28:36.882
15	1	1:52.537	32.680	41.529	38.328	165.6	30:29.419

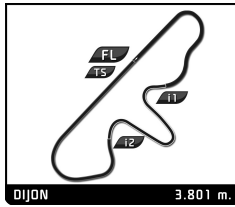
63		Porsche 911				GTL	
		1.Patrice CAMPILLO					
1	1	3:15.720	1:52.660	42.481	40.579	184.0	3:15.720
2	1	1:50.651	30.953	39.696	40.002	189.8	5:06.371
3	1	1:48.898	30.465	38.727	39.706	187.5	6:55.269
4	1	1:49.373	30.272	39.339	39.762	186.2	8:44.642
5	1	1:50.471	30.740	39.258	40.473	179.7	10:35.113
6	1	1:49.764	30.406	39.551	39.807	189.5	12:24.877
7	1	17:07.082 B	32.106	44.428	...		29:31.959
8	1	2:15.676	47.506	45.544	42.626	157.9	31:47.635

64		Porsche 911				ELI	
		1.Andrew SMITH					
		2.Oliver BRYANT					
1	1	2:32.806	1:18.587	37.629	36.590	197.1	2:32.806
2	1	1:38.970	27.241	35.578	36.151	197.8	4:11.776
3	1	1:42.667	27.802	38.153	36.712	197.4	5:54.443
4	1	1:38.965	27.306	35.600	36.059	198.5	7:33.408
5	1	4:14.553 B	28.504	37.622	3:08.427		11:47.961
6	1	1:48.900	35.508	36.408	36.984	194.9	13:36.861
7	1	1:40.388	27.797	35.876	36.715	196.7	15:17.249
8	1	1:40.815	27.689	36.210	36.916	197.4	16:58.064
9	1	1:40.591	27.845	36.087	36.659	196.7	18:38.655
10	1	1:41.910	27.521	35.799	38.590	191.2	20:20.565

69		Porsche 911				GTL	
		1.Johan-Frank DIRICKX					
		2.Quinten DEVREKER					
1	1	3:23.654	2:02.480	41.928	39.246	187.2	3:23.654
2	1	1:46.360	30.337	38.286	37.737	191.8	5:10.014
3	1	1:46.100	29.512	38.133	38.455	189.5	6:56.114
4	1	1:51.196	30.041	40.484	40.671	175.9	8:47.310
5	1	1:47.763	29.686	38.552	39.525	187.2	10:35.073
6	1	1:49.372	29.810	39.877	39.685	189.5	12:24.445
7	1	1:47.936	29.760	39.631	38.545	189.8	14:12.381
8	1	3:34.046 B	29.949	38.207	2:25.890		17:46.427
9	1	1:49.909	35.937	36.995	36.977	193.5	19:36.336
10	1	1:42.143	28.761	36.488	36.894	196.0	21:18.479
11	1	1:41.833	28.186	36.768	36.879	194.6	23:00.312
12	1	1:42.137	28.129	37.032	36.976	193.9	24:42.449



2.0L CUP



2.0L CUP GRAND PRIX DE L'AGE D'OR QUALIFYING

Sector Analysis

■ Personal Best ■ Session Best B Crossing the finish line in pit lane

Lap	D	Time	Sector 1	Sector 2	Sector 3	T. Spd	Elapsed	Lap	D	Time	Sector 1	Sector 2	Sector 3	T. Spd	Elapsed
13	1	1:41.729	28.162	36.749	36.818	194.9	26:24.178	12	1	1:41.754	28.130	36.585	37.039	199.3	22:27.961
14	1	1:41.900	28.042	36.944	36.914	195.7	28:06.078	13	1	1:41.463	28.119	36.335	37.009	198.5	24:09.424
15	1	1:46.001	28.608	39.676	37.717	196.4	29:52.079	14	1	1:41.475	27.821	36.600	37.054	199.3	25:50.899
16	1	1:49.810	33.647	38.675	37.488	169.8	31:41.889	15	1	1:41.559	27.951	36.404	37.204	197.1	27:32.458

72 Porsche 911
1. Richard COOK
2. Harvey STANLEY
GTL

1	1	2:08.795	54.857	36.674	37.264	197.4	2:08.795
2	1	1:43.720	27.973	38.708	37.039	197.8	3:52.515
3	1	1:41.384	28.035	36.550	36.799	200.0	5:33.899
4	1	1:41.903	28.424	36.447	37.032	200.0	7:15.802
5	1	1:43.280	28.301	36.759	38.220	197.1	8:59.082
6	1	1:41.867	28.424	36.550	36.893	198.2	10:40.949
7	1	1:42.328	28.463	36.440	37.425	198.2	12:23.277
8	1	5:01.648 B	28.339	36.920	35:56.389		17:24.925
9	1	1:50.888	35.228	38.603	37.057	198.5	19:15.813
10	1	1:41.813	28.186	36.771	36.856	198.9	20:57.626
11	1	1:41.732	28.558	36.234	36.940	200.7	22:39.358
12	1	1:41.388	28.273	36.447	36.668	200.4	24:20.746
13	1	1:41.428	28.200	36.340	36.888	201.5	26:02.174
14	1	1:42.559	28.153	37.212	37.194	200.4	27:44.733
15	1	1:41.293	28.316	36.265	36.712	201.9	29:26.026
16	1	1:42.252	28.304	36.821	37.127	176.2	31:08.278

75 Porsche 911
1. Simon EVANS
2. Joe TWYMAN
GTL-ELI

1	1	2:36.786	1:20.168	38.356	38.262	190.1	2:36.786
2	1	1:43.322	28.656	37.019	37.647	194.6	4:20.108
3	1	1:46.647	28.968	39.020	38.659	192.2	6:06.755
4	1	1:44.316	28.768	37.450	38.098	191.2	7:51.071
5	1	1:46.972	29.254	38.376	39.342	190.5	9:38.043
6	1	1:44.807	28.992	37.328	38.487	190.1	11:22.850
7	1	2:58.667 B	29.037	37.243	1:52.387		14:21.517
8	1	1:52.325	36.397	37.569	38.359	193.2	16:13.842
9	1	1:43.918	28.817	37.158	37.943	190.1	17:57.760
10	1	1:42.429	28.466	36.615	37.348	193.2	19:40.189
11	1	1:42.448	28.183	36.764	37.501	194.2	21:22.637
12	1	1:43.601	28.064	37.678	37.859	194.2	23:06.238
13	1	1:42.403	28.384	36.508	37.511	194.9	24:48.641
14	1	1:42.776	28.460	36.763	37.553	193.5	26:31.417
15	1	1:42.480	28.297	36.834	37.349	194.2	28:13.897
16	1	1:43.068	28.811	36.736	37.521	194.6	29:56.965
17	1	1:49.507	31.109	38.833	39.565	194.9	31:46.472

77 Porsche 911
1. Mark SUMPTER
2. Andrew JORDAN
ELI

1	1	2:03.184	48.990	37.214	36.980	190.5	2:03.184
2	1	1:39.943	27.665	35.631	36.647	196.7	3:43.127
3	1	1:40.287	27.450	36.239	36.598	195.3	5:23.414
4	1	1:43.625	27.923	37.785	37.917	196.7	7:07.039
5	1	1:40.055	27.511	36.025	36.519	197.4	8:47.094
6	1	1:42.859	28.310	36.867	37.682	196.0	10:29.953
7	1	1:40.418	27.677	36.103	36.638	197.8	12:10.371
8	1	1:40.502	27.608	36.261	36.633	199.3	13:50.873
9	1	3:23.347 B	29.676	38.761	2:14.910		17:14.220
10	1	1:50.498	35.590	36.837	38.071	197.4	19:04.718
11	1	1:41.489	28.089	36.425	36.975	198.2	20:46.207

84 Porsche 911
1. Stephen JONES
2. Robert BARRIE
GTL

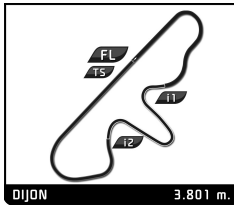
1	1	2:49.220	1:30.632	39.662	38.926	197.4	2:49.220
2	1	1:42.751	28.395	37.150	37.206	198.2	4:31.971
3	1	1:42.977	28.617	36.896	37.464	197.1	6:14.948
4	1	1:44.793	28.506	37.870	38.417	168.5	7:59.741
5	1	1:42.267	28.560	36.776	36.931	198.5	9:42.008
6	1	1:44.438	28.308	37.487	38.643	196.4	11:26.446
7	1	1:42.307	28.321	36.991	36.995	198.5	13:08.753
8	1	1:42.158	28.281	37.212	36.665	201.1	14:50.911
9	1	1:42.818	28.257	37.274	37.287	200.0	16:33.729
10	1	3:19.760 B	29.514	38.577	2:11.669		19:53.489
11	1	1:56.637	39.382	38.543	38.712	198.9	21:50.126
12	1	1:46.109	28.917	38.770	38.422	200.4	23:36.235
13	1	1:47.205	30.044	38.344	38.817	198.5	25:23.440
14	1	1:46.362	29.489	38.577	38.296	198.5	27:09.802
15	1	1:47.053	29.486	38.347	39.220	200.0	28:56.855
16	1	1:46.951	30.477	38.345	38.129	199.6	30:43.806

94 Porsche 911
1. Georges VERQUIN
GTL

1	1	2:16.722	55.110	40.107	41.505	179.4	2:16.722
2	1	1:52.419	31.287	40.141	40.991	178.2	4:09.141
3	1	1:49.809	30.794	38.948	40.067	180.3	5:58.950
4	1	1:49.449	30.306	38.706	40.437	180.6	7:48.399
5	1	1:50.067	30.590	39.239	40.238	180.0	9:38.466
6	1	1:49.728	30.298	38.636	40.794	179.1	11:28.194
7	1	1:49.467	30.194	38.537	40.736	181.2	13:17.661
8	1	1:49.454	30.653	38.973	39.828	182.4	15:07.115
9	1	1:48.450	30.019	38.467	39.964	181.5	16:55.565
10	1	1:48.653	30.362	38.633	39.658	182.4	18:44.218
11	1	1:48.472	30.026	38.281	40.165	179.1	20:32.690
12	1	1:49.182	30.326	38.752	40.104	180.6	22:21.872
13	1	1:48.035	30.002	38.360	39.673	181.2	24:09.907
14	1	1:49.475	30.348	38.709	40.418	184.0	25:59.382
15	1	1:52.426	30.733	41.661	40.032	184.0	27:51.808
16	1	1:47.679	29.461	38.458	39.760	183.4	29:39.487
17	1	1:48.559	30.670	38.438	39.451	184.9	31:28.046

99 Porsche 911
1. Sandy WATSON
2. Andrew KIRKALDY
GTL-ELI

1	1	2:22.164	1:05.928	37.741	38.495	196.0	2:22.164
2	1	1:40.189	27.809	35.871	36.509	197.1	4:02.353
3	1	1:46.809	30.017	38.970	37.822	195.7	5:49.162
4	1	1:39.904	27.518	35.897	36.489	196.7	7:29.066
5	1	4:03.886 B	29.219	37.692	2:56.975		11:32.952
6	1	1:56.523	37.408	40.949	38.166	195.3	13:29.475
7	1	1:39.982	27.527	36.102	36.353	197.8	15:09.457



2.0L CUP GRAND PRIX DE L'AGE D'OR QUALIFYING

Sector Analysis

■ Personal Best ■ Session Best B Crossing the finish line in pit lane

Lap	D	Time	Sector 1	Sector 2	Sector 3	T. Spd	Elapsed	Lap	D	Time	Sector 1	Sector 2	Sector 3	T. Spd	Elapsed
117	Porsche 911 1. Peter GORKE							GTL							
1	1	3:00.877	1:40.787	40.488	39.602	194.9	3:00.877								
2	1	1:48.290	29.893	38.948	39.449	194.2	4:49.167								
3	1	1:48.154	29.951	39.296	38.907	194.9	6:37.321								
4	1	1:48.151	30.050	39.180	38.921	194.6	8:25.472								
5	1	1:47.949	30.362	38.536	39.051	194.2	10:13.421								
6	1	1:48.341	30.253	38.873	39.215	195.7	12:01.762								
7	1	3:20.205 B	34.468	42.816	2:02.921		15:21.967								
8	1	2:08.822	41.135	47.664	40.023	194.9	17:30.789								
9	1	1:55.820	31.791	42.375	41.654	162.9	19:26.609								
10	1	1:51.500	32.628	39.038	39.834	193.9	21:18.109								
11	1	1:53.561	31.955	41.883	39.723	193.2	23:11.670								
12	1	1:47.834	29.897	38.713	39.224	195.7	24:59.504								
13	1	1:47.482	30.006	38.491	38.985	194.6	26:46.986								
14	1	1:53.470	33.388	40.825	39.257	196.7	28:40.456								
15	1	1:58.881	32.392	42.837	43.652	156.3	30:39.337								
165	Porsche 911 1. Mark BATES 2. James BATES							GTL-ELI							
1	1	2:04.338	49.843	37.533	36.962	195.7	2:04.338								
2	1	1:42.976	28.420	37.026	37.530	195.7	3:47.314								
3	1	1:43.843	28.591	37.130	38.122	193.9	5:31.157								
4	1	1:43.568	28.704	37.234	37.630	194.2	7:14.725								
5	1	1:44.927	28.315	37.591	39.021	196.4	8:59.652								
6	1	4:10.860 B	28.470	36.875	3:05.515		13:10.512								
7	1	1:50.901	36.028	37.825	37.048	196.4	15:01.413								
8	1	1:43.850	28.959	37.555	37.336	196.4	16:45.263								
9	1	1:41.991	28.611	36.634	36.746	199.3	18:27.254								
10	1	1:43.387	28.135	37.845	37.407	197.1	20:10.641								
11	1	1:42.612	28.042	36.963	37.607	198.2	21:53.253								
12	1	1:41.525	27.899	36.650	36.976	198.9	23:34.778								
757	Porsche 911 1. UWE BRUSCHNIK 2. Robert HAUG							GTL							
1	1	3:09.735	1:48.130	41.713	39.892	189.1	3:09.735								
2	1	1:45.887	30.246	37.761	37.880	195.7	4:55.622								
3	1	1:46.611	29.719	38.177	38.715	191.8	6:42.233								
4	1	1:46.444	30.044	37.805	38.595	193.2	8:28.677								
5	1	1:46.590	29.806	38.264	38.520	193.2	10:15.267								
6	1	1:46.715	29.938	38.224	38.553	196.4	12:01.982								
7	1	3:29.731 B	30.145	38.383	2:21.203		15:31.713								
8	1	1:53.490	36.415	37.996	39.079	190.5	17:25.203								
9	1	1:44.554	29.419	37.258	37.877	193.2	19:09.757								
10	1	1:44.040	29.000	37.300	37.740	195.3	20:53.797								
11	1	1:44.948	29.036	37.453	38.459	191.8	22:38.745								
12	1	1:44.789	29.778	37.317	37.694	193.9	24:23.534								
13	1	1:43.165	28.866	36.844	37.455	196.0	26:06.699								
14	1	1:44.092	28.934	37.021	38.137	192.9	27:50.791								
15	1	1:43.308	28.757	36.696	37.855	194.9	29:34.099								
16	1	1:44.966	28.835	36.936	39.195	147.1	31:19.065								