

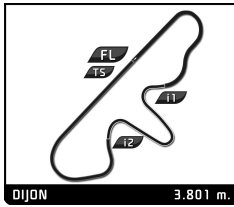
CLASSIC ENDURANCE RACING 2

GRAND PRIX DE L'AGE D'OR

QUALIFYING

Sector Analysis

											Personal Best		Session Best		B Crossing the finish line in pit lane	
Lap	D	Time	Sector 1	Sector 2	Sector 3	T. Spd	Elapsed	Lap	D	Time	Sector 1	Sector 2	Sector 3	T. Spd	Elapsed	
1		CHEETAH G601 1976					P-2L									
		1. Beat EGGIMANN														
1	1	1:43.116	39.262	32.361	31.493	242.2	1:43.116	3	1	1:32.068	26.073	33.266	32.729	225.9	5:43.224	
2	1	1:27.012	24.347	30.948	31.717	238.4	3:10.128	4	1	1:30.332	25.023	33.051	32.258	226.4	7:13.556	
3	1	1:24.654	24.131	30.700	29.823	246.0	4:34.782	5	1	1:31.467	26.440	32.612	32.415	228.3	8:45.023	
4	1	1:24.655	22.988	30.602	31.065	243.8	5:59.437	6	1	4:13.938 B	30.413	38.831	3:04.694		12:58.961	
5	1	1:24.182	23.383	31.063	29.736	250.0	7:23.619	7	1	1:43.492	37.368	33.539	32.585	228.3	14:42.453	
6	1	1:25.689	24.991	30.651	30.047	244.9	8:49.308	8	1	1:28.419	25.044	31.464	31.911	227.4	16:10.872	
7	1	1:24.660	24.470	30.603	29.587	248.8	10:13.968	9	1	1:29.298	25.576	31.697	32.025	224.5	17:40.170	
8	1	1:26.982	24.981	31.767	30.234	246.6	11:40.950	10	1	1:38.770	29.550	36.217	33.003	226.9	19:18.940	
9	1	1:26.473	24.824	30.894	30.755	241.1	13:07.423	11	1	7:11.258 B	25.772	36.780	6:08.706		26:30.198	
10	1	1:26.802	26.202	30.670	29.930	245.5	14:34.225	12	1	1:45.974	35.927	33.618	36.429	151.3	28:16.172	
11	1	1:24.224	23.465	30.619	30.140	242.7	15:58.449	13	1	1:32.371	27.672	32.662	32.037	228.8	29:48.543	
12	1	1:25.319	23.435	32.005	29.879	245.5	17:23.768	14	1	1:44.072	25.459	37.926	40.687	216.4	31:32.615	
13	1	1:22.736	23.142	30.294	29.300	246.0	18:46.504	15	1	1:31.524	27.943	31.947	31.634	231.8	33:04.139	
14	1	1:22.503	23.062	30.083	29.358	250.6	20:09.007	16	1	1:27.763	25.045	31.462	31.256	233.3	34:31.902	
15	1	5:19.418 B	24.597	31.821	4:23.000		25:28.425	17	1	5:50.895 B	25.345	32.318	4:53.232		40:22.797	
16	1	1:47.948	43.522	33.405	31.021	240.5	27:16.373	18	1	1:33.924	30.899	31.543	31.482	234.3	41:56.721	
17	1	1:24.278	25.134	30.021	29.123	244.9	28:40.651	19	1	1:29.552	26.317	31.561	31.674	231.8	43:26.273	
18	1	1:23.107	23.576	29.789	29.742	251.7	30:03.758									
19	1	1:24.776	23.360	30.384	31.032	240.5	31:28.534									
20	1	1:25.448	23.468	31.639	30.341	246.0	32:53.982									
21	1	1:22.482	22.829	30.130	29.523	247.1	34:16.464									
22	1	1:23.504	22.838	30.138	30.528	247.1	35:39.968									
23	1	1:23.183	23.504	30.466	29.213	246.0	37:03.151									
24	1	1:21.915	22.815	30.008	29.092	248.3	38:25.066									
25	1	1:21.357	22.225	29.979	29.153	248.8	39:46.423									
4		CHEVRON B 21 BDG 1972					P-2L									
		1. Philipp BRUEHWILER														
1	1	2:31.272	1:17.793	39.068	34.411	225.9	2:31.272									
2	1	1:29.650	25.516	33.005	31.129	236.3	4:00.922									
3	1	1:31.746	24.117	33.678	33.951	234.8	5:32.668									
4	1	1:27.268	23.901	32.061	31.306	241.1	6:59.936									
5	1	1:25.201	23.647	31.344	30.210	241.6	8:25.137									
6	1	1:24.467	23.341	31.092	30.034	245.5	9:49.604									
7	1	3:25.085 B	25.854	33.554	2:25.677		13:14.689									
8	1	1:54.633	39.120	40.293	35.220	236.8	15:09.322									
9	1	1:26.227	24.160	31.870	30.197	240.0	16:35.549									
10	1	1:27.811	23.936	31.387	32.488	237.4	18:03.360									
11	1	1:25.430	23.921	31.414	30.095	240.0	19:28.790									
12	1	1:24.820	23.083	30.916	30.821	242.7	20:53.610									
13	1	1:25.574	22.991	31.178	31.405	221.8	22:19.184									
14	1	7:46.680 B	36.697	43.375	6:26.608		30:05.864									
15	1	1:56.165	32.674	39.680	43.811	170.1	32:02.029									
16	1	1:48.098	32.527	39.745	35.826	176.2	33:50.127									
17	1	1:39.189	30.322	37.562	31.305	240.0	35:29.316									
18	1	1:23.688	23.065	30.822	29.801	240.0	36:53.004									
19	1	1:23.645	22.742	30.845	30.058	241.6	38:16.649									
20	1	1:23.054	22.775	30.795	29.484	244.9	39:39.703									
21	1	1:22.193	22.330	30.578	29.285	244.9	41:01.896									
12		PORSCHE 930 Turbo 1975					GT2									
		1. Jean-François PIQUET														
		2. Charles RUPP														
1	1	2:01.023	50.220	36.084	34.719	227.8	2:01.023									
2	1	1:35.526	27.781	33.665	34.080	225.5	3:36.549									
3	1	1:33.155	26.096	33.286	33.773	230.8	5:09.704									
4	1	1:33.276	26.607	33.389	33.280	231.3	6:42.980									
5	1	1:32.365	25.838	33.052	33.475	233.8	8:15.345									
6	1	1:31.307	25.534	32.725	33.048	232.8	9:46.652									
7	1	1:32.771	25.595	33.841	33.335	230.8	11:19.423									
8	1	1:32.033	26.424	32.442	33.167	230.8	12:51.456									
9	1	6:02.578 B	46.147	34.605	4:41.826		18:54.034									
10	1	1:52.810	38.507	37.852	36.451	223.1	20:46.844									
11	1	1:42.125	29.458	34.818	37.849	207.7	22:28.969									
12	1	3:06.521 B	32.333	43.815	1:50.373		25:35.490									
13	1	1:55.144	41.365	36.240	37.539	222.2	27:30.634									
14	1	1:41.655	28.993	35.540	37.122	225.9	29:12.289									
15	1	1:46.356	29.695	36.718	39.943	223.1	30:58.645									
16	1	1:42.741	30.252	35.595	36.894	222.7	32:41.386									
17	1	1:42.573	28.851	36.319	37.403	217.3	34:23.959									
18	1	1:43.393	29.159	36.059	38.175	222.7	36:07.352									
19	1	1:41.551	28.801	35.418	37.332	211.4	37:48.903									
15		LOLA T 290 1974					P-2L									
		1. Michel BAUDOIN														
1	1	2:16.011	1:03.670	37.104	35.237	183.1	2:16.011									
2	1	1:36.354	29.576	34.237	32.541	241.1	3:52.365									
3	1	1:36.686	27.258	35.062	34.366	234.8	5:29.051									
4	1	1:30.767	25.434	33.871	31.462	240.0	6:59.818									
5	1	1:29.647	25.090	33.169	31.388	239.5	8:29.465									
6	1	1:29.730	24.828	33.571	31.331	239.5	9:59.195									
7	1	1:31.304	25.119	34.456	31.729	240.5	11:30.499									
8	1	1:30.658	25.241	33.546	31.871	237.4	13:01.157									
9	1	1:30.731	25.799	33.246	31.686	237.9	14:31.888									
10	1	1:29.181	25.027	33.323	30.831	237.9	16:01.069									
11	1	1:29.211	24.227	33.296	31.688	239.5	17:30.280									
12	1	1:29.190	25.187	32.852	31.151	238.4	18:59.470									
13	1	1:28.571	24.451	33.229	30.891	238.4	20:28.041									
14	1	1:30.163	25.161	33.597	31.405	237.4	21:58.204									
15	1	6:55.789 B	27.626	37.506	5:50.657		28:53.993									

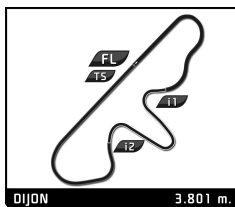


CLASSIC ENDURANCE RACING 2
GRAND PRIX DE L'AGE D'OR
QUALIFYING

Sector Analysis

Personal Best Session Best B Crossing the finish line in pit lane

Lap	D	Time	Sector 1	Sector 2	Sector 3	T. Spd	Elapsed	Lap	D	Time	Sector 1	Sector 2	Sector 3	T. Spd	Elapsed
17 LOLA T 298 BMW 1979 1. Patrice LAFARGUE P-2L															
1	1	1:58.002	48.558	36.007	33.437	195.7	1:58.002	3	1	1:32.267	26.483	33.305	32.479	236.3	5:52.939
2	1	1:26.319	24.856	31.344	30.119	243.8	3:24.321	4	1	1:30.451	25.131	33.029	32.291	235.3	7:23.390
3	1	1:20.130	22.208	29.220	28.702	246.6	4:44.451	5	1	1:32.534	26.730	33.244	32.560	235.8	8:55.924
4	1	1:21.287	22.387	29.490	29.410	245.5	6:05.738	6	1	3:23.776 B	26.651	38.282	2:18.843		12:19.700
5	1	4:03.682 B	24.892	32.057	3:06.733		10:09.420	7	1	1:47.670	36.324	37.123	34.223	240.0	14:07.370
6	1	1:33.898	31.699	31.834	30.365	245.5	11:43.318	8	1	1:31.940	25.169	34.336	32.435	239.5	15:39.310
7	1	1:24.005	22.909	31.051	30.045	243.8	13:07.323	9	1	1:30.170	25.131	32.779	32.260	241.1	17:09.480
8	1	1:24.919	24.570	30.927	29.422	247.1	14:32.242	10	1	13:09.859 B	25.251	35.341	...		30:19.339
9	1	1:20.861	22.344	29.592	28.925	245.5	15:53.103	11	1	1:44.341	35.470	35.519	33.352	243.2	32:03.680
10	1	1:28.678	24.650	31.843	32.185	235.3	17:21.781	12	1	1:31.000	25.237	33.182	32.581	241.1	33:34.680
11	1	1:22.831	23.211	30.553	29.067	247.7	18:44.612	13	1	1:31.285	25.647	33.294	32.344	238.9	35:05.965
12	1	1:21.740	23.203	29.673	28.864	245.5	20:06.352	14	1	1:31.328	25.688	33.066	32.574	228.3	36:37.293
13	1	1:20.663	22.008	29.352	29.303	245.5	21:27.015								
14	1	4:32.928 B	22.684	29.974	3:40.270		25:59.943								
15	1	1:43.550	36.682	34.736	32.132	228.8	27:43.493								
16	1	1:27.367	25.445	32.569	29.353	254.7	29:10.860								
17	1	1:20.816	22.075	29.777	28.964	248.3	30:31.676								
18	1	1:21.151	22.454	29.798	28.899	248.3	31:52.827								
19	1	1:22.727	22.181	29.702	30.844	242.7	33:15.554								
20	1	1:28.194	22.149	33.853	32.192	248.3	34:43.748								
21	1	1:24.386	22.195	30.371	31.820	250.6	36:08.134								
22	1	1:21.882	22.331	30.224	29.327	251.2	37:30.016								
23	1	3:50.627 B	24.651	32.768	2:53.208		41:20.643								
24	1	1:35.058	31.755	32.446	30.857	248.3	42:55.701								
25	1	1:21.170	22.180	30.047	28.943	247.7	44:16.871								
26	1	1:21.483	22.514	29.840	29.129	247.7	45:38.354								
23 PORSCHE 930 Turbo 1976 1. Frédéric LEMOS GT2 2. Adriano NICODEMI															
1	1	2:16.521	58.042	39.872	38.607		2:16.521								
2	1	1:41.137	31.327	35.489	34.321		3:57.658								
3	1	1:35.804	26.371	34.160	35.273		5:33.462								
4	1	1:33.068	26.113	33.382	33.573		7:06.530								
5	1	1:32.990	25.930	33.364	33.696		8:39.520								
6	1	1:33.146	26.471	33.216	33.459		10:12.666								
7	1	1:33.250	26.029	33.905	33.316		11:45.916								
8	1	1:32.549	25.879	33.317	33.353		13:18.465								
9	1	1:34.630	27.709	33.235	33.686		14:53.095								
10	1	1:32.673	26.072	33.169	33.432		16:25.768								
11	1	1:32.260	26.170	32.923	33.167		17:58.028								
12	1	4:07.449 B	29.432	38.832	2:59.185		22:05.477								
13	1	2:31.650	48.616	42.662	1:00.372		24:37.127								
14	1	2:07.962	51.114	41.216	35.632		26:45.089								
15	1	1:41.303	28.232	37.740	35.331		28:26.392								
16	1	1:40.450	30.407	35.238	34.805		30:06.842								
17	1	1:38.192	28.228	34.797	35.167		31:45.034								
18	1	1:38.577	28.023	35.018	35.536		33:23.611								
19	1	1:37.229	27.305	34.865	35.059		35:00.840								
20	1	3:23.616 B	31.184	41.537	2:10.895		38:24.456								
37 PORSCHE 924 GTR 1981 1. Oliver MATHAI GT2															
1	1	2:48.723	1:36.232	38.710	33.781	236.3	2:48.723								
2	1	1:31.949	26.144	33.446	32.359	238.4	4:20.672								
52 TOJ SC 304 1976 1. Yves SCEMAMA P+2L															
1	1	1:38.724	38.159	31.389	29.176	270.7	1:38.724								
2	1	1:20.579	22.264	30.009	28.306	270.0	2:59.303								
3	1	1:19.994	22.796	29.357	27.841	275.5	4:19.297								
4	1	1:20.720	22.545	29.852	28.323	274.1	5:40.017								
5	1	6:31.882 B	23.372	32.224	5:36.286		12:11.899								
6	1	1:29.700	30.422	30.722	28.556	272.0	13:41.599								
7	1	1:20.598	22.722	29.746	28.130	272.7	15:02.197								
8	1	1:22.071	22.147	29.711	30.213	264.7	16:24.268								
9	1	1:20.400	22.736	29.619	28.045	272.7	17:44.668								
10	1	1:20.190	22.572	29.618	28.000	274.1	19:04.858								
11	1	1:19.691	21.969	29.714	28.008	276.2	20:24.549								
12	1	1:20.454	22.829	29.616	28.009	272.7	21:45.003								
13	1	3:57.385 B	23.634	34.162	2:59.589		25:42.388								
14	1	1:41.443	39.822	31.758	29.863	259.0	27:23.831								
15	1	1:23.151	24.398	30.547	28.206	267.3	28:46.982								
16	1	1:20.427	23.287	29.381	27.759	279.1	30:07.409								
17	1	1:21.272	23.530	29.801	27.941	276.2	31:28.681								
18	1	1:19.714	22.460	29.423	27.831	276.2	32:48.395								
19	1	1:19.713	22.352	29.734	27.627	282.7	34:08.108								
20	1	1:20.242	22.252	29.445	28.545	274.8	35:28.350								
21	1	1:20.240	22.490	29.499	28.251	275.5	36:48.590								
22	1	1:20.663	22.305	30.464	27.894	262.1	38:09.253								
23	1	1:21.061	23.147	29.787	28.127	276.9	39:30.314								
24	1	1:19.410	22.105	29.596	27.709	279.1	40:49.724								
25	1	1:21.753	22.534	31.176	28.043	278.4	42:11.477								
26	1	1:20.039	22.236	29.755	28.048	278.4	43:31.516								
27	1	1:21.055	22.566	30.473	28.016	276.9	44:52.571								
28	1	1:19.603	22.458	29.455	27.690	277.6	46:12.174								
53 PORSCHE 934 1976 1. Maurizio FRATTI GT2 2. Andrea CABIANCA															
1	1	2:24.980	59.433	43.100	42.447	164.4	2:24.980								
2	1	1:53.336	30.179	40.063	43.094	158.6	4:18.316								
3	1	1:42.461	33.018	36.356	33.087	243.8	6:00.777								
4	1	2:52.093 B	26.013	33.733	1:52.347		8:52.870								
5	1	1:38.520	31.720	34.509	32.291	241.6	10:31.390								
6	1	1:30.301	25.282	33.068	31.951	242.2	12:01.691								
7	1	1:29.956	25.188	32.855	31.913	241.1	13:31.647								
8	1	1:30.878	25.248	32.954	32.676	240.0	15:02.525								
9	1	1:29.935	25.131	32.583	32.221	240.0	16:32.460								
10	1	1:30.858	25.235	32.899	32.724	241.1	18:03.318								
11	1	3:44.746 B	27.417	37.637	2:39.692		21:48.064								



CLASSIC ENDURANCE RACING 2

GRAND PRIX DE L'AGE D'OR

QUALIFYING

Sector Analysis

Personal Best Session Best B Crossing the finish line in pit lane

Lap	D	Time	Sector 1	Sector 2	Sector 3	T. Spd	Elapsed	Lap	D	Time	Sector 1	Sector 2	Sector 3	T. Spd	Elapsed
12	1	2:01.271	40.963	37.283	43.025	147.3	23:49.335	9	1	1:25.126	23.630	30.908	30.588	241.1	16:24.365
13	1	2:08.386	35.903	36.592	55.891	92.1	25:57.721	10	1	1:24.975	23.922	30.626	30.427	237.4	17:49.340
14	1	1:39.285	32.243	34.225	32.817	239.5	27:37.006	11	1	1:26.143	23.929	31.785	30.429	241.1	19:15.483
15	1	1:33.747	27.182	33.959	32.606	241.1	29:10.753	12	1	1:25.109	23.649	31.097	30.363	243.2	20:40.592
16	1	1:48.653	27.735	42.709	38.209	238.4	30:59.406	13	1	1:24.772	23.518	31.019	30.235	243.8	22:05.364
17	1	1:35.199	27.760	33.966	33.473	241.6	32:34.605	14	1	7:07.359 B	29.299	37.023	6:01.037		29:12.723
18	1	1:33.290	26.823	33.727	32.740	241.6	34:07.895	15	1	1:40.433	32.855	34.353	33.225	241.1	30:53.156
19	1	1:33.950	26.916	33.638	33.396	241.6	35:41.845	16	1	1:26.049	24.122	31.307	30.620	243.8	32:19.205
20	1	1:34.865	28.596	33.741	32.528	241.6	37:16.710	17	1	1:25.156	23.641	31.206	30.309	245.5	33:44.361
21	1	1:33.099	26.244	34.120	32.735	242.7	38:49.809	18	1	1:25.111	23.661	31.002	30.448	244.3	35:09.472
22	1	1:33.327	26.050	34.644	32.633	242.7	40:23.136	19	1	1:32.623	25.742	33.906	32.975	240.5	36:42.095
23	1	1:32.586	26.020	33.824	32.742	242.2	41:55.722	20	1	1:26.256	24.316	31.418	30.522	244.9	38:08.351

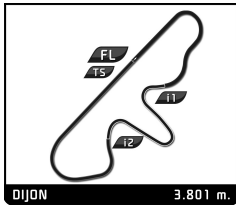
54		Porsche 930 Turbo 1977					GT2
1. Alan COOPER							
2. Kevin COOPER							
1	1	2:30.969	1:12.653	39.794	38.522	208.1	2:30.969
2	1	1:47.440	30.274	39.743	37.423	210.9	4:18.409
3	1	1:50.118	33.859	39.255	37.004	212.2	6:08.527
4	1	1:45.528	29.114	39.179	37.235	210.1	7:54.055
5	1	1:45.252	29.160	39.261	36.831	214.7	9:39.307
6	1	1:45.011	28.103	40.215	36.693	212.6	11:24.318
7	1	1:45.361	28.800	39.003	37.558	211.8	13:09.679
8	1	1:55.165	29.261	46.961	38.943	213.0	15:04.844
9	1	1:45.284	28.901	38.636	37.747	209.3	16:50.128
10	1	4:02.701 B	29.699	38.795	2:54.207		20:52.829
11	1	2:20.932	42.031	41.486	57.415	93.3	23:13.761
12	1	2:42.734	46.718	49.163	1:06.853	104.5	25:56.495
13	1	1:56.016	37.359	41.222	37.435	193.5	27:52.511
14	1	1:47.631	29.420	39.495	38.716	174.2	29:40.142
15	1	1:51.156	29.592	41.000	40.564	191.8	31:31.298
16	1	1:47.178	31.025	38.375	37.778	194.2	33:18.476
17	1	2:19.596	29.258	1:08.578	41.760	189.5	35:38.072
18	1	1:52.670	32.916	39.502	40.252	191.5	37:30.742

64		Porsche 934/5 1976					GT2
1. Hans-Jörg HÜBNER							
1	1	2:30.649	1:16.496	39.486	34.667	214.7	2:30.649
2	1	1:39.399	28.720	36.588	34.091	251.7	4:10.048
3	1	1:36.212	27.035	36.988	32.189	252.3	5:46.260
4	1	1:35.368	27.345	35.386	32.637	248.8	7:21.628
5	1	1:35.530	28.466	34.936	32.128	251.2	8:57.158
6	1	1:35.932	27.008	36.809	32.115	259.0	10:33.090
7	1	1:32.406	26.338	34.261	31.807	262.1	12:05.496
8	1	1:32.754	26.427	33.944	32.383	259.6	13:38.250
9	1	1:33.428	26.630	33.935	32.863	255.9	15:11.678
10	1	1:34.672	26.430	34.842	33.400	253.5	16:46.350
11	1	9:42.451 B	26.893	34.439	8:41.119		26:28.801
12	1	1:45.157	36.518	36.018	32.621	246.6	28:13.958
13	1	1:33.095	28.076	33.811	31.208	264.7	29:47.053
14	1	1:36.100	25.737	38.098	32.265	262.1	31:23.153
15	1	1:31.708	26.316	33.783	31.609	257.8	32:54.861
16	1	1:33.213	26.834	34.987	31.392	262.1	34:28.074
17	1	1:33.411	26.669	34.550	32.192	260.9	36:01.485
18	1	1:32.657	26.498	33.849	32.310	241.1	37:34.142
19	1	1:35.022	27.270	34.445	33.307	248.8	39:09.164
20	1	1:34.741	27.270	34.641	32.830	248.8	40:43.905
21	1	1:33.788	27.766	34.030	31.992	259.0	42:17.693

60		BMW M1 1979					GT2
1. Peter MUELDER							
2. Christian TRABER							
1	1	3:49.047	2:30.477	39.650	38.920	197.1	3:49.047
2	1	1:45.883	31.166	37.439	37.278	225.5	5:34.930
3	1	1:32.527	25.692	33.304	33.531	220.9	7:07.457
4	1	1:31.910	25.541	33.395	32.974	229.3	8:39.367
5	1	1:29.505	24.770	32.477	32.258	230.8	10:08.872
6	1	1:30.252	25.256	32.836	32.160	228.3	11:39.124
7	1	3:58.355 B	26.535	34.347	2:57.473		15:37.479
8	1	1:50.129	39.460	38.190	32.479	230.8	17:27.608
9	1	1:25.999	23.860	31.055	31.084	232.3	18:53.607
10	1	1:25.391	23.567	31.002	30.822	233.8	20:18.998

65		LANCIA Beta Montecarlo Turbo					GT2
1. Franco MEINERS							
1	1	2:06.655	53.632	37.755	35.268	241.1	2:06.655
2	1	1:33.717	27.101	34.935	31.681	250.6	3:40.372
3	1	1:28.501	25.012	32.359	31.130	251.2	5:08.873
4	1	1:29.135	25.929	32.339	30.867	251.7	6:38.008
5	1	1:28.927	24.965	33.094	30.868	248.3	8:06.935
6	1	1:28.590	24.487	32.497	31.606	250.6	9:35.525
7	1	1:27.193	24.507	32.041	30.645	244.3	11:02.718
8	1	1:27.443	24.615	31.925	30.903	250.6	12:30.161
9	1	5:10.898 B	25.511	34.844	4:10.543		17:41.059
10	1	1:38.587	35.401	32.424	30.762	250.6	19:19.646
11	1	1:29.397	25.462	33.168	30.767	248.3	20:49.043
12	1	1:30.901	26.064	32.390	32.447	243.8	22:19.944
13	1	4:27.849 B	37.905	45.766	3:04.178		26:47.793
14	1	1:40.664	36.302	33.066	31.296	246.0	28:28.457
15	1	1:33.015	28.223	33.556	31.236	251.2	30:01.472
16	1	1:27.824	24.958	32.018	30.848	252.9	31:29.296
17	1	1:27.556	24.927	31.814	30.815	254.1	32:56.852
18	1	1:29.227	25.135	33.300	30.792	252.3	34:26.079

62		CHEVRON B 23 1973					P-2L
1. Guy PEETERS							
1	1	2:18.387	1:08.982	35.646	33.759	235.3	2:18.387
2	1	1:30.388	27.342	32.170	30.876	241.1	3:48.775
3	1	1:24.035	23.568	30.412	30.055	246.0	5:12.810
4	1	1:25.517	23.651	31.339	30.527	243.2	6:38.327
5	1	1:26.793	24.986	31.765	30.042	244.9	8:05.120
6	1	1:24.932	23.676	30.945	30.311	245.5	9:30.052
7	1	3:45.538 B	24.842	31.428	2:49.268		13:15.590
8	1	1:43.649	37.462	33.547	32.640	241.1	14:59.239



CLASSIC ENDURANCE RACING 2

GRAND PRIX DE L'AGE D'OR

QUALIFYING

Sector Analysis

■ Personal Best
 ■ Session Best
 ■ B Crossing the finish line in pit lane

Lap	D	Time	Sector 1	Sector 2	Sector 3	T. Spd	Elapsed
19	1	1:28.542	25.869	31.812	30.861	251.2	35:54.621
20	1	1:29.093	24.769	31.916	32.408	243.2	37:23.714

69 LIGIER JS2 1975							
1. MR JOHN OF B GT2							
2. Soheil AYARI							
1	1	2:20.357	1:08.569	37.800	33.988	242.7	2:20.357
2	1	1:30.893	27.150	32.400	31.343	256.5	3:51.250
3	1	1:27.532	25.482	31.746	30.304	255.3	5:18.782
4	1	1:26.708	24.603	31.225	30.880	256.5	6:45.490
5	1	1:27.836	24.772	31.927	31.137	255.9	8:13.326
6	1	1:26.639	24.806	31.253	30.580	263.4	9:39.965
7	1	1:26.997	24.724	31.639	30.634	264.1	11:06.962
8	1	4:34.283 B	26.450	34.330	3:33.503		15:41.245
9	1	1:48.434	37.385	39.146	31.903	250.6	17:29.679
10	1	1:27.388	25.043	32.078	30.267	259.0	18:57.067
11	1	1:25.969	24.416	31.122	30.431	261.5	20:23.036
12	1	1:26.311	24.533	31.535	30.243	261.5	21:49.347
13	1	4:31.755 B	28.522	37.215	3:26.018		26:21.102
14	1	1:41.205	38.220	32.314	30.671	257.8	28:02.307
15	1	1:26.795	24.460	31.766	30.569	258.4	29:29.102
16	1	1:27.099	24.799	31.326	30.974	264.7	30:56.201

88 MARCH 75 S 1975							
1. Kevin COOKE P-2L							
1	1	8:39.703 B	41.158	35.308	7:23.237		8:39.703
2	1	1:44.741	36.516	35.333	32.892	230.3	10:24.444
3	1	1:32.986	26.862	33.625	32.499	231.3	11:57.430
4	1	1:31.782	26.204	33.347	32.231	229.8	13:29.212
5	1	2:57.668 B	26.006	33.371	1:58.291		16:26.880

116 CHEVROLET Corvette C3 1975							
1. Vincent SARLIN GT2							
2. Laurent VASSAUX							
1	1	2:45.128	1:31.256	39.271	34.601	242.2	2:45.128
2	1	1:34.642	27.567	33.575	33.500	235.3	4:19.770
3	1	1:34.707	28.737	33.733	32.237	246.0	5:54.477
4	1	5:00.344 B	26.110	36.884	3:57.350		10:54.821
5	1	1:44.789	36.513	35.588	32.688	240.0	12:39.610
6	1	1:30.996	25.835	33.031	32.130	244.9	14:10.606
7	1	1:31.718	25.872	33.854	31.992	244.9	15:42.324
8	1	7:06.639 B	25.569	35.566	6:05.504		22:48.963
9	1	3:49.935 B	54.490	55.214	2:00.231		26:38.898
10	1	1:47.733	33.720	39.372	34.641	225.9	28:26.631
11	1	1:37.103	27.675	35.261	34.167	241.1	30:03.734
12	1	2:15.283 B	29.513	35.046	1:10.724		32:19.017

131 TOJ SC 206 1976							
1. Franck MOREL P-2L							
1	1	2:13.729	1:01.884	36.428	35.417	210.1	2:13.729
2	1	1:30.945	26.095	32.381	32.469	225.0	3:44.674
3	1	1:25.046	24.436	30.767	29.843	244.3	5:09.720
4	1	1:23.064	23.707	29.877	29.480	239.5	6:32.784
5	1	1:21.410	22.705	29.640	29.065	246.6	7:54.194
6	1	7:45.536 B	22.442	29.998	6:53.096		15:39.730
7	1	1:40.233	34.923	32.212	33.098	230.3	17:19.963
8	1	1:24.193	23.608	30.298	30.287	234.3	18:44.156
9	1	1:24.568	24.425	30.407	29.736	238.4	20:08.724
10	1	1:22.337	22.926	29.828	29.583	238.9	21:31.061

155 CHEETAH G601 1976							
1. Michael DELANEY P-2L							
2. Markus SCHENKL							
1	1	2:36.255	1:21.662	36.098	38.495	92.4	2:36.255
2	1	13:37.595 B	50.162	1:27.246	...		16:13.850
3	1	1:52.343	40.490	35.357	36.496	230.3	18:06.193
4	1	1:33.048	27.348	32.854	32.846	229.3	19:39.241
5	1	1:31.235	26.235	31.943	33.057	229.3	21:10.476
6	1	1:33.880	25.831	32.045	36.004	113.0	22:44.356

600 LOLA T600 1981							
1. Philippe SCEMAMA P+2L							
2. Nigel GREENSALL							
1	1	1:43.283	41.575	32.212	29.496	268.7	1:43.283
2	1	1:21.232	22.974	29.649	28.609	268.7	3:04.515
3	1	1:20.319	22.687	29.583	28.049	272.7	4:24.834
4	1	1:21.486	23.303	29.532	28.651	260.9	5:46.320
5	1	1:19.959	22.293	29.655	28.011	270.7	7:06.279
6	1	5:35.976 B	22.384	29.652	4:43.940		12:42.255
7	1	1:40.728	35.308	34.533	30.887	268.0	14:22.983
8	1	1:23.484	23.634	31.416	28.434	274.1	15:46.467
9	1	1:21.551	22.404	30.211	28.936	272.7	17:08.018
10	1	1:20.697	22.308	29.649	28.740	274.1	18:28.715
11	1	1:20.839	22.377	30.098	28.364	276.2	19:49.554
12	1	1:19.828	22.265	29.480	28.083	275.5	21:09.382
13	1	5:06.869 B	22.431	29.871	4:14.567		26:16.251
14	1	1:34.296	35.129	30.617	28.550	274.8	27:50.547
15	1	1:21.141	22.634	30.196	28.311	277.6	29:11.688
16	1	1:21.126	23.181	29.810	28.135	279.8	30:32.814
17	1	1:21.863	22.734	30.757	28.372	279.1	31:54.677
18	1	1:22.097	22.776	30.723	28.598	277.6	33:16.774
19	1	1:21.362	22.698	30.333	28.331	278.4	34:38.136
20	1	1:22.849	22.498	30.397	29.954	274.8	36:00.985
21	1	1:21.820	22.783	30.037	29.000	276.2	37:22.805
22	1	1:20.667	22.721	30.196	27.750	279.8	38:43.472
23	1	1:20.571	22.650	30.003	27.918	279.1	40:04.043
24	1	1:19.784	22.410	29.703	27.671	280.5	41:23.827
25	1	1:19.996	22.303	29.969	27.724	279.8	42:43.823