

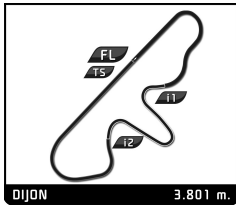
CLASSIC ENDURANCE RACING 2

GRAND PRIX DE L'AGE D'OR

PRIVATE PRACTICE

Sector Analysis

Lap	D	Time	Sector 1	Sector 2	Sector 3	T. Spd	Elapsed	Lap	D	Time	Sector 1	Sector 2	Sector 3	T. Spd	Elapsed
1		CHEETAH G601 1976 1. Beat EGGIMANN					P-2L	6	1	1:38.529	27.290	37.450	33.789	227.4	16:59.100
2	1	2:52.636	1:36.334	40.644	35.658	240.0	2:52.636	7	1	5:46.338 B	26.788	35.669	4:43.881		22:45.438
3	1	1:35.375	27.968	35.268	32.139	234.3	4:28.011	8	1	1:45.008	33.836	37.065	34.107	226.9	24:30.446
4	1	3:33.021 B	34.554	37.602	2:20.865		8:01.032	9	1	1:31.202	25.703	33.578	31.921	228.3	26:01.648
5	1	1:39.283	33.924	33.733	31.626	241.6	9:40.315	10	1	1:31.427	25.870	33.606	31.951	221.8	27:33.075
6	1	1:27.568	24.960	32.212	30.396	245.5	11:07.883	11	1	1:30.079	25.869	32.224	31.986	229.8	29:03.154
7	1	1:24.864	23.684	30.829	30.351	244.9	12:32.747	12	1	5:01.153 B	25.690	33.799	4:01.664		34:04.307
8	1	1:24.407	23.228	30.860	30.319	246.6	13:57.154	13	1	1:40.915	32.286	35.794	32.835	225.9	35:45.222
9	1	1:26.376	24.518	31.805	30.053	248.3	15:23.530	14	1	1:34.822	25.258	34.147	35.417	223.6	37:20.044
10	1	1:27.991	25.260	32.608	30.123	246.6	16:51.521	15	1	1:37.324	25.430	33.914	37.980	176.2	38:57.368
11	1	1:25.438	23.507	30.825	31.106	245.5	18:16.959	16	1	5:01.463 B	33.805	37.032	3:50.626		43:58.831
12	1	5:24.003 B	24.233	30.874	4:28.896		23:40.962								
13	1	1:31.343	30.239	31.143	29.961	248.3	25:12.305								
14	1	1:23.758	23.253	30.455	30.050	250.0	26:36.063								
15	1	1:24.702	25.352	30.217	29.133	251.2	28:00.765								
16	1	1:24.171	22.725	31.739	29.707	251.2	29:24.936								
17	1	1:25.324	23.438	31.490	30.396	245.5	30:50.260								
18	1	1:24.794	23.128	31.547	30.119	248.8	32:15.054								
19	1	1:24.858	25.240	30.379	29.239	248.3	33:39.912								
20	1	1:21.631	22.875	29.732	29.024	247.7	35:01.543								
		1:22.539	22.691	30.239	29.609	244.3	36:24.082								
4		CHEVRON B 21 BDG 1972 1. Philipp BRUEHWILER					P-2L	12		PORSCHE 930 Turbo 1975 1. Jean-François PIQUET 2. Charles RUPP					GT2
1	1	4:28.808	3:10.074	40.937	37.797	144.4	4:28.808	1	1	3:21.985	2:00.084	44.004	37.897	212.2	3:21.985
2	1	3:46.299 B	37.832	39.852	2:28.615		8:15.107	2	1	4:57.538 B	31.151	38.127	3:48.260		8:19.523
3	1	1:54.911	35.606	42.264	37.041	237.4	10:10.018	3	1	1:49.333	36.726	36.862	35.745	228.8	10:08.856
4	1	1:35.901	27.454	35.436	33.011	243.2	11:45.919	4	1	1:37.738	27.881	35.324	34.533	232.3	11:46.594
5	1	1:32.424	26.857	34.681	30.886	245.5	13:18.343	5	1	1:37.785	28.114	35.772	33.899	235.8	13:24.379
6	1	1:25.388	23.605	31.363	30.420	246.0	14:43.731	6	1	1:35.247	26.417	34.161	34.669	231.3	14:59.626
7	1	1:25.267	23.822	31.567	29.878	247.7	16:08.998	7	1	1:34.567	27.107	33.433	34.027	232.8	16:34.193
8	1	1:24.669	23.125	30.880	30.664	245.5	17:33.667	8	1	1:35.109	26.370	34.418	34.321	233.8	18:09.302
9	1	4:35.482 B	24.831	33.248	3:37.403		22:09.149	9	1	1:34.194	27.206	33.484	33.504	234.8	19:43.496
10	1	1:34.971	31.214	33.120	30.637	247.1	23:44.120	10	1	1:31.580	25.957	32.571	33.052	234.3	21:15.076
11	1	1:25.441	23.902	31.700	29.839	247.7	25:09.561	11	1	5:05.052 B	26.389	33.126	4:05.537		26:20.128
12	1	1:24.700	23.057	31.054	30.589	246.6	26:34.261	12	1	3:00.086 B	44.321	38.822	1:36.943		29:20.214
13	1	1:24.601	24.158	30.896	29.547	250.6	27:58.862	13	1	1:55.757	38.596	38.870	38.291	201.9	31:15.971
14	1	1:24.009	22.945	31.430	29.634	250.0	29:22.871	14	1	1:45.728	30.443	36.500	38.785	189.1	33:01.699
15	1	1:28.294	23.256	33.867	31.171	248.3	30:51.165	15	1	1:47.142	31.578	37.067	38.497	185.2	34:48.841
16	1	1:23.970	22.970	31.564	29.436	248.8	32:15.135	16	1	1:46.775	31.265	36.554	38.956	179.1	36:35.616
17	1	1:26.094	25.478	31.143	29.473	248.8	33:41.229	17	1	1:48.640	31.698	37.107	39.835	191.5	38:24.256
18	1	4:06.597 B	22.830	30.196	3:13.571		37:47.826	18	1	1:46.333	30.664	37.283	38.386	187.5	40:10.589
19	1	1:31.990	30.247	32.080	29.663	245.5	39:19.816	19	1	1:44.192	29.966	36.341	37.885	181.2	41:54.781
20	1	1:22.720	22.936	30.496	29.288	248.3	40:42.536	20	1	1:48.630	30.488	36.659	41.483	177.9	43:43.411
21	1	1:22.997	23.327	30.496	29.174	253.5	42:05.533	21	1	1:45.487	30.115	37.351	38.021	175.0	45:28.898
22	1	1:22.681	22.595	30.755	29.331	247.7	43:28.214								
23	1	1:22.036	22.788	30.190	29.058	248.8	44:50.250								
10		OSELLA PA 5 1977 1. Roberto TURRIZIANI					P-2L	15		LOLA T 290 1974 1. Michel BAUDOIN					P-2L
1	1	8:34.371 B	2:41.971	43.297	5:09.103		8:34.371	1	1	3:28.617	2:04.378	46.414	37.825	212.6	3:28.617
2	1	1:56.097	39.038	41.449	35.610	221.8	10:30.468	2	1	5:13.998 B	31.351	39.188	4:03.459		8:42.615
3	1	1:41.646	30.173	37.049	34.424	226.9	12:12.114	3	1	1:52.531	37.070	39.896	35.565	235.3	10:35.146
4	1	1:34.623	27.630	34.667	32.326	227.4	13:46.737	4	1	1:39.347	27.767	38.167	33.413	238.9	12:14.493
5	1	1:33.834	27.151	34.190	32.493	225.9	15:20.571	5	1	1:35.413	27.190	35.561	32.662	238.4	13:49.906
								6	1	1:32.357	25.002	35.201	32.154	238.9	15:22.263
								7	1	1:36.248	26.148	37.435	32.665	239.5	16:58.511
								8	1	1:32.620	25.400	35.528	31.692	241.1	18:31.131
								9	1	1:31.574	25.691	34.493	31.390	241.1	20:02.705
								10	1	1:29.641	24.788	33.908	30.945	241.1	21:32.346
								11	1	1:28.992	25.123	33.405	30.464	242.2	23:01.338
								12	1	4:32.566 B	27.058	41.671	3:23.837		27:33.904
								13	1	1:43.071	34.490	37.149	31.432	242.7	29:16.975
								14	1	1:28.655	24.959	33.053	30.643	240.0	30:45.630
								15	1	1:29.768	25.045	33.320	31.403	231.8	32:15.398
								16	1	1:31.195	27.247	32.904	31.044	238.9	33:46.593
								17	1	1:32.133	24.932	35.134	32.067	238.4	35:18.726
								18	1	1:29.952	25.877	33.227	30.848	240.5	36:48.678
								19	1	1:28.425	24.643	32.485	31.297	239.5	38:17.103



CLASSIC ENDURANCE RACING 2
GRAND PRIX DE L'AGE D'OR
PRIVATE PRACTICE

Sector Analysis

Personal Best Session Best B Crossing the finish line in pit lane

Lap	D	Time	Sector 1	Sector 2	Sector 3	T. Spd	Elapsed
20	1	1:29.312	25.069	33.489	30.754	238.9	39:46.415
21	1	1:38.798	27.613	37.503	33.682	204.2	41:25.213

17 LOLA T 298 BMW 1979 1. Patrice LAFARGUE P-2L							
1	1	3:25.500	2:05.275	44.350	35.875	192.2	3:25.500
2	1	5:07.329 B	27.682	35.825	4:03.822		8:32.829
3	1	1:44.841	36.831	35.140	32.870	224.1	10:17.670
4	1	1:28.660	24.401	33.340	30.919	243.8	11:46.330
5	1	1:29.183	26.811	32.760	29.612	246.6	13:15.513
6	1	1:23.022	22.890	30.393	29.739	248.8	14:38.535
7	1	1:23.886	22.981	30.736	30.169	248.8	16:02.421
8	1	1:21.829	23.148	29.821	28.860	249.4	17:24.250
9	1	1:21.746	22.088	30.453	29.205	252.3	18:45.996
10	1	1:22.221	22.964	29.740	29.517	251.2	20:08.217
11	1	1:21.203	22.180	30.175	28.848	250.6	21:29.420
12	1	4:12.896 B	23.863	30.848	3:18.185		25:42.316
13	1	1:32.166	31.644	31.414	29.108	251.2	27:14.482
14	1	1:20.018	22.533	29.001	28.484	253.5	28:34.500
15	1	1:19.994	22.285	29.217	28.492	252.9	29:54.494
16	1	1:21.059	22.976	29.541	28.542	252.3	31:15.553
17	1	1:20.261	22.298	29.467	28.496	252.3	32:35.814
18	1	1:19.993	22.263	29.221	28.509	250.6	33:55.807
19	1	1:27.574	25.811	32.416	29.347	250.0	35:23.381
20	1	1:22.805	22.270	30.867	29.668	248.3	36:46.186
21	1	1:23.908	22.047	32.465	29.396	248.8	38:10.094
22	1	1:19.851	21.960	29.203	28.688	238.9	39:29.945

23 PORSCHE 930 Turbo 1976 1. Frédéric LEMOS GT2 2. Adriano NICODEMI							
1	1	3:38.016			38.926		3:38.016
2	1	4:33.424 B			3:22.921		8:11.440
3	1	1:50.179			37.095		10:01.619
4	1	1:41.344			35.223		11:42.963
5	1	1:39.971			34.550		13:22.934
6	1	3:30.707 B			2:25.361		16:53.641
7	1	1:50.176			35.413		18:43.817
8	1	1:37.794			34.286		20:21.611
9	1	1:34.167			33.735		21:55.778
10	1	1:33.101			33.579		23:28.879
11	1	1:33.290			33.687		25:02.169
12	1	1:33.506			33.935		26:35.675
13	1	1:33.835			33.410		28:09.510
14	1	1:33.683			33.798		29:43.193
15	1	1:33.316			33.073		31:16.509
16	1	1:32.631			33.350		32:49.140
17	1	1:31.413			32.779		34:20.553
18	1	1:33.161			33.919		35:53.714
19	1	1:32.177			33.282		37:25.891
20	1	1:32.880			33.648		38:58.771
21	1	1:33.482			33.448		40:32.253
22	1	1:32.839			33.358		42:05.092
23	1	1:33.764			34.000		43:38.856
24	1	1:33.450			33.715		45:12.306

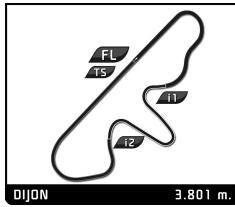
37 PORSCHE 924 GTR 1981 1. Oliver MATHAI GT2							
1	1	3:36.772			2:16.420		3:36.772
2	1	4:26.287 B			30.852		8:03.059
3	1	1:45.166			34.624		9:48.225
4	1	1:35.144			27.464		11:23.369
5	1	1:32.040			25.879		12:55.409
6	1	1:30.691			25.461		14:26.100
7	1	3:14.653 B			25.430		17:40.753
8	1	1:37.899			32.626		19:18.652
9	1	1:29.893			25.195		20:48.545
10	1	1:29.409			25.066		22:17.954
11	1	1:30.033			25.276		23:47.987
12	1	1:30.002			25.163		25:17.989
13	1	3:50.200 B			27.524		29:08.189

Lap	D	Time	Sector 1	Sector 2	Sector 3	T. Spd	Elapsed
1	1	4:19.275	3:06.475	38.061	34.739	225.0	4:19.275
2	1	4:02.711 B	33.380	39.052	2:50.279		8:21.986
3	1	1:41.651	33.021	35.205	33.425	236.3	10:03.637
4	1	1:32.820	27.029	34.054	31.737	240.0	11:36.457
5	1	1:29.813	25.194	32.958	31.661	240.5	13:06.270
6	1	3:18.268 B	28.059	33.611	2:16.598		16:24.538
7	1	1:36.774	31.315	33.295	32.164	237.4	18:01.312
8	1	1:29.666	25.177	32.861	31.628	241.6	19:30.978
9	1	1:29.063	25.071	32.524	31.468	243.2	21:00.041
10	1	1:29.219	25.108	32.477	31.634	239.5	22:29.260
11	1	3:54.204 B	26.618	35.896	2:51.690		26:23.464
12	1	1:43.702	38.899	32.480	32.323	237.9	28:07.166

50 LOLA T 286 1976 1. Maxime GUENAT P+2L							
1	1	3:20.052	2:10.174	38.449	31.429	245.5	3:20.052
2	1	11:39.842 B	4:12.387	47.294	6:40.161		14:59.894
3	1	1:40.679	35.498	34.471	30.710	254.7	16:40.573
4	1	1:24.836	24.511	31.025	29.300	258.4	18:05.409
5	1	1:20.759	22.857	30.202	27.700	261.5	19:26.168
6	1	1:20.283	22.124	29.888	28.271	258.4	20:46.451
7	1	1:19.535	22.087	29.557	27.891	257.8	22:05.986

52 TOJ SC 304 1976 1. Yves SCEMAMA P+2L							
1	1	3:12.390	1:59.162	39.411	33.817	260.9	3:12.390
2	1	4:57.795 B	28.766	33.658	3:55.371		8:10.185
3	1	1:38.376	34.429	33.279	30.668	270.0	9:48.561
4	1	1:25.489	24.399	31.884	29.206	273.4	11:14.050
5	1	1:21.165	23.240	29.960	27.965	276.2	12:35.215
6	1	1:21.248	21.858	30.023	29.367	272.7	13:56.463
7	1	1:22.690	22.527	31.177	28.986	271.4	15:19.153
8	1	1:21.748	22.282	30.478	28.988	272.0	16:40.901
9	1	6:09.940 B	22.839	30.763	5:16.338		22:50.841
10	1	1:33.658	32.068	32.907	28.683	274.8	24:24.499
11	1	1:20.423	22.610	29.782	28.031	276.2	25:44.922
12	1	1:19.629	22.236	29.545	27.848	277.6	27:04.551
13	1	1:19.867	22.404	29.617	27.846	281.2	28:24.418
14	1	1:19.880	22.746	29.199	27.935	278.4	29:44.298
15	1	1:20.557	22.509	29.753	28.295	276.2	31:04.855
16	1	3:42.487 B	22.159	30.352	2:49.976		34:47.342

53 PORSCHE 934 1976 1. Maurizio FRATTI GT2 2. Andrea CABIANCA							
1	1	3:36.772			2:16.420		3:36.772
2	1	4:26.287 B			30.852		8:03.059
3	1	1:45.166			34.624		9:48.225
4	1	1:35.144			27.464		11:23.369
5	1	1:32.040			25.879		12:55.409
6	1	1:30.691			25.461		14:26.100
7	1	3:14.653 B			25.430		17:40.753
8	1	1:37.899			32.626		19:18.652
9	1	1:29.893			25.195		20:48.545
10	1	1:29.409			25.066		22:17.954
11	1	1:30.033			25.276		23:47.987
12	1	1:30.002			25.163		25:17.989
13	1	3:50.200 B			27.524		29:08.189



CLASSIC ENDURANCE RACING 2

GRAND PRIX DE L'AGE D'OR

PRIVATE PRACTICE

Sector Analysis

■ Personal Best ■ Session Best B Crossing the finish line in pit lane

Lap	D	Time	Sector 1	Sector 2	Sector 3	T. Spd	Elapsed	Lap	D	Time	Sector 1	Sector 2	Sector 3	T. Spd	Elapsed
14	1	2:00.249	42.367	41.664	36.218	233.8	31:08.438	11	1	4:07.082 B	26.417	36.172	3:04.493		24:32.002
15	1	1:37.352	28.660	35.536	33.156	244.3	32:45.790	12	1	1:44.664	34.626	38.058	31.980	257.8	26:16.666
16	1	1:34.089	27.200	33.983	32.906	239.5	34:19.879	13	1	1:35.792	26.430	36.632	32.730	262.1	27:52.458
17	1	1:35.338	27.864	34.467	33.007	247.7	35:55.217	14	1	1:34.254	26.445	36.437	31.372	266.0	29:26.712
18	1	1:31.079	26.070	32.863	32.146	248.8	37:26.296	15	1	1:33.633	25.717	36.146	31.770	263.4	31:00.345
19	1	1:31.924	26.404	33.502	32.018	244.9	38:58.220	16	1	1:34.357	26.326	36.555	31.476	265.4	32:34.702
20	1	1:39.222	27.001	34.576	37.645	171.4	40:37.442	17	1	5:37.551 B	26.236	37.697	4:33.618		38:12.253
21	1	1:37.712	31.909	33.125	32.678	244.9	42:15.154	18	1	1:40.957	33.417	35.505	32.035	266.0	39:53.210
22	1	1:34.717	28.434	33.420	32.863	242.7	43:49.871	19	1	1:34.013	25.529	36.048	32.436	262.1	41:27.223
23	1	1:33.594	26.899	34.011	32.684	244.3	45:23.465	20	1	1:36.047	26.873	36.889	32.285	262.8	43:03.270
								21	1	1:33.807	26.238	35.805	31.764	255.9	44:37.077
								22	1	1:33.023	25.587	35.309	32.127	244.3	46:10.100

60 BMW M1 1979							
1. Peter MUELDER GT2							
2. Christian TRABER							
1	1	3:39.060	2:19.798	40.669	38.593	207.3	3:39.060
2	1	4:34.761 B	30.750	40.727	3:23.284		8:13.821
3	1	1:51.655	35.845	37.947	37.863	208.9	10:05.476
4	1	1:38.314	27.850	36.193	34.271	225.0	11:43.790
5	1	1:39.239	29.298	36.403	33.538	233.3	13:23.029
6	1	1:32.024	25.286	34.157	32.581	230.3	14:55.053
7	1	1:32.603	25.271	34.846	32.486	233.3	16:27.656
8	1	1:30.112	25.064	33.275	31.773	234.3	17:57.768
9	1	3:57.075 B	26.058	38.608	2:52.409		21:54.843
10	1	1:53.086	39.493	39.013	34.580	237.9	23:47.929
11	1	1:30.445	25.758	32.540	32.147	242.7	25:18.374
12	1	1:27.351	23.930	32.418	31.003	240.5	26:45.725
13	1	1:26.554	23.985	31.763	30.806	241.1	28:12.279
14	1	4:02.941 B	25.821	33.428	3:03.692		32:15.220
15	1	1:38.434	33.858	33.037	31.539	238.9	33:53.654

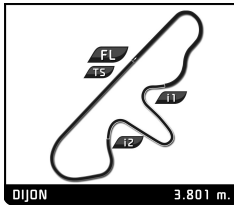
62 CHEVRON B 23 1973							
1. Guy PEETERS P-2L							
1	1	2:52.601	1:34.938	41.820	35.843	225.5	2:52.601
2	1	1:45.346	28.285	37.081	39.980	145.9	4:37.947
3	1	3:30.167 B	34.616	35.276	2:20.275		8:08.114
4	1	1:40.312	32.874	34.100	33.338	238.4	9:48.426
5	1	1:30.662	25.530	34.042	31.090	243.8	11:19.088
6	1	1:26.098	24.267	31.433	30.398	245.5	12:45.186
7	1	1:24.586	23.766	30.749	30.071	246.6	14:09.772
8	1	4:18.831 B	23.782	30.804	3:24.245		18:28.603
9	1	1:39.617	34.050	34.425	31.142	244.9	20:08.220
10	1	1:25.908	24.319	31.522	30.067	246.0	21:34.128
11	1	1:25.890	23.828	31.638	30.424	244.3	23:00.018
12	1	1:24.785	23.450	31.400	29.935	248.3	24:24.803
13	1	1:23.844	23.496	30.386	29.962	247.7	25:48.647

64 PORSCHE 934/5 1976							
1. Hans-Jörg HÜBNER GT2							
1	1	2:50.517	1:32.694	43.184	34.639	252.3	2:50.517
2	1	2:02.809	29.687	39.475	53.647	80.1	4:53.326
3	1	4:03.492 B	52.283	47.631	2:23.578		8:56.818
4	1	1:47.854	36.010	38.409	33.435	265.4	10:44.672
5	1	1:36.288	26.826	36.469	32.993	260.2	12:20.960
6	1	1:35.621	26.411	36.919	32.911	261.5	13:56.581
7	1	1:37.635	27.584	36.739	33.312	250.0	15:34.216
8	1	1:37.646	27.552	36.931	33.163	259.6	17:11.862
9	1	1:37.473	26.995	38.114	32.364	265.4	18:49.335
10	1	1:35.585	26.504	36.514	32.567	245.5	20:24.920

65 LANCIA Beta Montecarlo Turbo							
1. Franco MEINERS GT2							
1	1	3:15.075	2:00.068	39.212	35.795	234.3	3:15.075
2	1	5:01.906 B	29.159	35.155	3:57.592		8:16.981
3	1	1:46.076	34.603	36.580	34.893	236.3	10:03.057
4	1	1:34.306	27.226	35.109	31.971	250.6	11:37.363
5	1	1:29.404	25.521	32.883	31.000	254.1	13:06.767
6	1	1:27.750	24.536	32.091	31.123	252.3	14:34.517
7	1	1:27.017	24.369	31.627	31.021	251.2	16:01.534
8	1	6:23.269 B	25.479	32.148	5:25.642		22:24.803
9	1	1:35.563	31.968	32.540	31.055	246.6	24:00.366
10	1	1:27.231	24.540	32.141	30.550	249.4	25:27.597
11	1	1:27.584	24.611	32.134	30.839	252.3	26:55.181
12	1	1:28.074	24.458	32.542	31.074	247.1	28:23.255
13	1	1:29.190	26.228	32.090	30.872	248.3	29:52.445

69 LIGIER JS2 1975							
1. MR JOHN OF B GT2							
2. Soheil AYARI							
1	1	3:29.535	2:10.646	41.064	37.825	218.6	3:29.535
2	1	4:48.759 B	31.287	40.478	3:36.994		8:18.294
3	1	1:45.608	35.251	35.864	34.493	207.7	10:03.902
4	1	1:34.007	27.651	34.773	31.583	232.8	11:37.909
5	1	1:29.658	26.089	32.543	31.026	249.4	13:07.567
6	1	1:28.343	26.073	31.866	30.404	260.2	14:35.910
7	1	1:26.264	24.537	31.516	30.211	259.6	16:02.174
8	1	5:29.435 B	25.871	32.331	4:31.233		21:31.609
9	1	1:43.115	35.035	35.242	32.838	230.8	23:14.724
10	1	1:30.308	26.912	31.798	31.598	258.4	24:45.032
11	1	1:29.070	24.844	32.299	31.927	211.4	26:14.102
12	1	1:29.697	25.414	31.860	32.423	244.9	27:43.799
13	1	1:31.108	25.683	33.765	31.660	251.2	29:14.907
14	1	1:27.708	25.768	31.488	30.452	257.8	30:42.615
15	1	1:30.633	27.373	32.059	31.201	237.4	32:13.248

88 MARCH 75 S 1975							
1. Kevin COOKE P-2L							
1	1	3:10.417	1:54.598	39.836	35.983	222.7	3:10.417
2	1	5:19.712 B	31.507	36.171	4:12.034		8:30.129
3	1	1:48.145	40.208	35.245	32.692	225.0	10:18.274
4	1	4:40.340 B	27.588	37.452	3:35.300		14:58.614
5	1	3:28.877 B	36.295	37.004	2:15.578		18:27.491
6	1	1:42.478	34.856	35.631	31.991	236.8	20:09.969
7	1	1:30.066	25.546	32.337	32.183	233.3	21:40.035
8	1	1:34.095	26.180	34.477	33.438	232.8	23:14.130



CLASSIC ENDURANCE RACING 2

GRAND PRIX DE L'AGE D'OR

PRIVATE PRACTICE

Sector Analysis

■ Personal Best
 ■ Session Best
 ■ Crossing the finish line in pit lane

Lap	D	Time	Sector 1	Sector 2	Sector 3	T. Spd	Elapsed
9	1	4:16.107 B	25.585	33.391	3:17.131		27:30.237
10	1	1:47.536	36.913	39.063	31.560	238.4	29:17.773
11	1	1:28.754	25.864	31.947	30.943	237.4	30:46.527
12	1	1:31.150	24.403	35.626	31.121	236.3	32:17.677
13	1	1:29.460	25.306	33.123	31.031	236.3	33:47.137

116 CHEVROLET Corvette C3 1975							
1. Vincent SARLIN GT2							
2. Laurent VASSAUX							
1	1	3:42.346	1:59.346	50.563	52.437	127.4	3:42.346
2	1	11:08.970 B	36.979	49.547	9:42.444		14:51.316
3	1	1:50.367	39.353	36.590	34.424	228.8	16:41.683
4	1	1:36.290	27.993	34.944	33.353	230.8	18:17.973
5	1	1:33.467	25.886	34.645	32.936	232.8	19:51.440
6	1	1:33.106	26.608	33.741	32.757	231.3	21:24.546
7	1	5:40.519 B	26.544	35.510	4:38.465		27:05.065
8	1	1:49.838	35.728	38.421	35.689	227.8	28:54.903
9	1	1:40.989	28.181	37.825	34.983	229.3	30:35.892
10	1	1:36.707	26.655	35.618	34.434	225.5	32:12.599
11	1	1:38.937	27.858	37.084	33.995	229.3	33:51.536
12	1	3:10.307 B	28.947	36.844	2:04.516		37:01.843

131 TOJ SC 206 1976							
1. Franck MOREL P-2L							
1	1	3:48.631	2:27.384	40.795	40.452	170.9	3:48.631
2	1	4:51.995 B	32.133	48.867	3:30.995		8:40.626
3	1	1:46.111	35.299	36.031	34.781	226.9	10:26.737
4	1	1:34.060	26.450	34.554	33.056	234.3	12:00.797
5	1	1:29.128	25.257	32.105	31.766	238.9	13:29.925
6	1	1:27.104	24.285	31.951	30.868	242.7	14:57.029
7	1	1:26.076	23.841	31.931	30.304	243.2	16:23.105
8	1	1:23.528	23.366	30.497	29.665	243.8	17:46.633
9	1	1:22.317	23.044	30.058	29.215	246.0	19:08.950
10	1	1:22.055	22.796	29.973	29.286	246.6	20:31.005
11	1	5:21.571 B	24.136	32.411	4:25.024		25:52.576
12	1	1:40.581	37.556	32.929	30.096	246.6	27:33.157
13	1	1:22.200	22.969	30.126	29.105	252.3	28:55.357
14	1	1:22.153	22.610	30.218	29.325	244.3	30:17.510
15	1	1:21.658	22.712	29.732	29.214	244.9	31:39.168
16	1	1:21.059	22.515	29.583	28.961	247.7	33:00.227
17	1	1:25.680	24.123	31.247	30.310	243.2	34:25.907
18	1	1:26.603	23.279	31.306	32.018	242.7	35:52.510
19	1	1:24.340	22.631	30.170	31.539	240.5	37:16.850
20	1	1:21.789	22.714	29.842	29.233	242.7	38:38.639
21	1	1:22.366	22.707	30.198	29.461	242.2	40:01.005

155 CHEETAH G601 1976							
1. Michael DELANEY P-2L							
2. Markus SCHENKL							
1	1	4:50.201	3:15.705	41.931	52.565	71.3	4:50.201
2	1	3:45.481 B	53.739	46.521	2:05.221		8:35.682
3	1	1:53.909	38.561	38.900	36.448	215.6	10:29.591
4	1	1:42.123	30.490	36.679	34.954	229.3	12:11.714
5	1	1:38.100	29.365	35.263	33.472	231.8	13:49.814
6	1	1:38.153	29.477	35.079	33.597	230.3	15:27.967
7	1	1:35.911	28.438	34.340	33.133	233.3	17:03.878
8	1	1:35.715	28.309	34.486	32.920	230.8	18:39.593
9	1	1:32.758	26.878	33.313	32.567	235.3	20:12.351
10	1	1:30.660	27.091	32.275	31.294	233.8	21:43.011

Lap	D	Time	Sector 1	Sector 2	Sector 3	T. Spd	Elapsed
11	1	3:17.315 B	25.908	32.112	2:19.295		25:00.326
12	1	1:35.970	30.454	32.341	33.175	240.0	26:36.296
13	1	1:33.695	27.300	32.879	33.516	241.1	28:09.991
14	1	1:55.898			31.514	237.9	30:05.889
15	1	1:26.357	24.420	30.779	31.158	236.8	31:32.246
16	1	1:26.516	24.438	30.769	31.309	235.8	32:58.762

600 LOLA T600 1981							
1. Philippe SCEMAMA P+2L							
2. Nigel GREENSALL							
1	1	2:46.619	1:33.261	39.155	34.203	260.2	2:46.619
2	1	1:33.607	28.123	34.421	31.063	257.8	4:20.226
3	1	3:44.962 B	33.588	38.725	2:32.649		8:05.188
4	1	1:34.903	32.217	32.575	30.111	269.3	9:40.091
5	1	1:24.168	23.977	30.947	29.244	272.0	11:04.259
6	1	1:22.581	23.641	30.479	28.461	276.2	12:26.840
7	1	1:23.437	23.249	31.750	28.438	276.9	13:50.277
8	1	1:22.109	23.469	30.367	28.273	276.2	15:12.386
9	1	6:50.044 B	23.418	34.458	5:52.168		22:02.430
10	1	1:40.618	34.945	34.446	31.227	267.3	23:43.048
11	1	1:27.587	24.401	33.500	29.686	272.0	25:10.635
12	1	1:23.450	23.237	30.356	29.857	271.4	26:34.085
13	1	1:22.835	23.698	30.093	29.044	273.4	27:56.920
14	1	1:22.089	23.292	30.241	28.556	275.5	29:19.009
15	1	6:54.707 B	25.332	34.153	5:55.222		36:13.716
16	1	1:30.344	30.559	30.679	29.106	271.4	37:44.060
17	1	1:20.615	22.663	29.539	28.413	272.0	39:04.675